



**Western Cape  
Government**

Health

# Digital Press Conference

Update: COVID-19 and Vaccination Roll-out

Dr S Kariem

9 September 2021

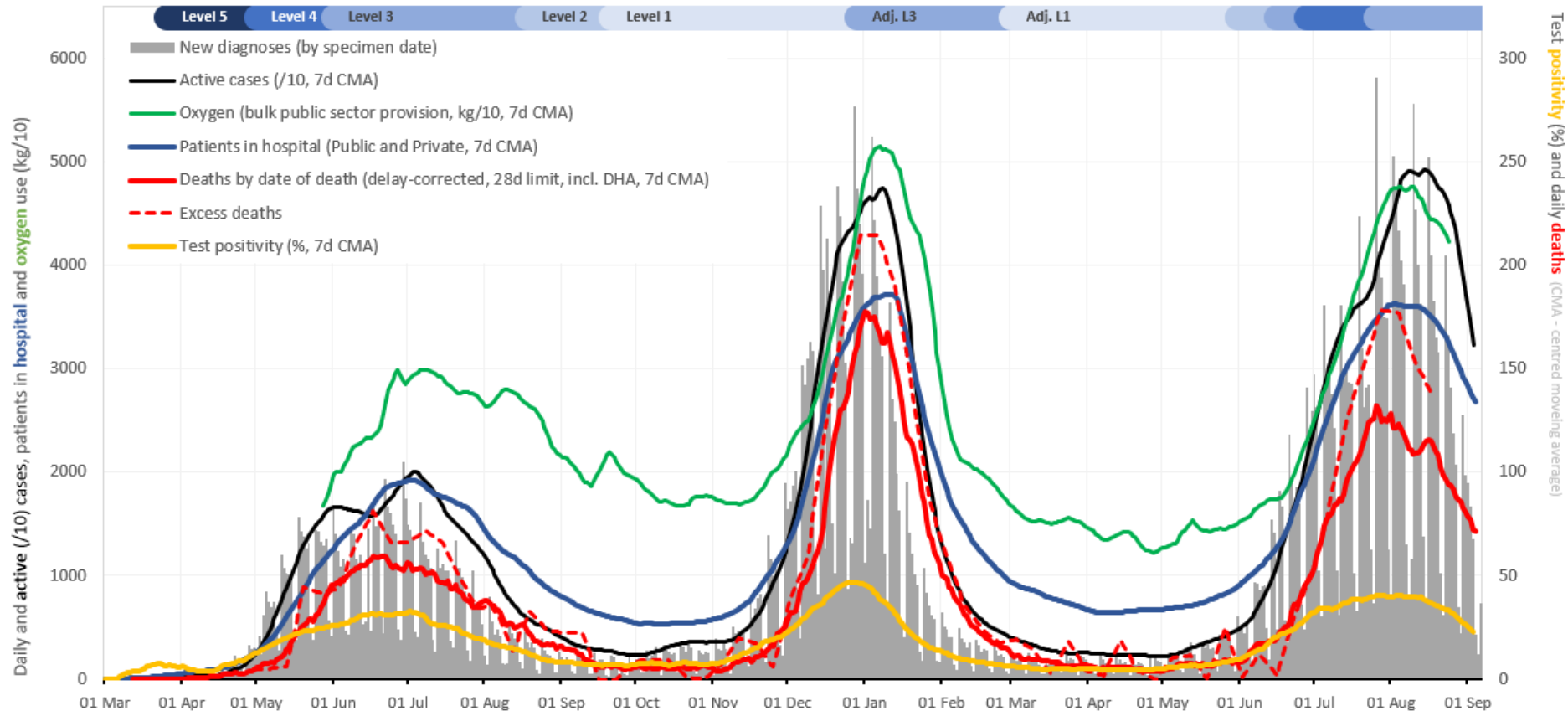
# Overview

---

1. Surveillance & Response Update
2. Expectations for the 3<sup>rd</sup> wave
3. The triggered third wave response
4. Vaccine Implementation update & effectiveness
5. Conclusions

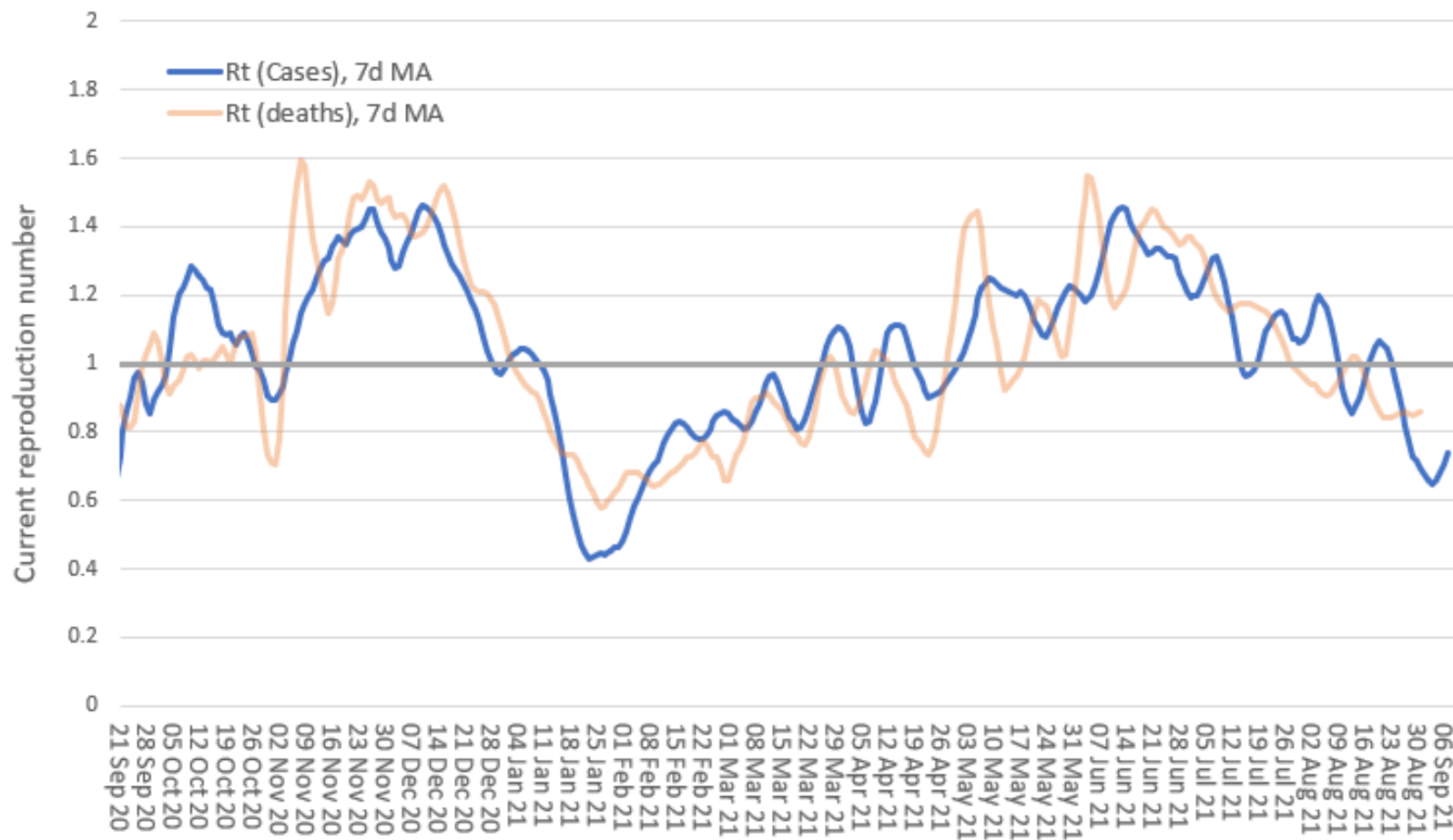
# Surveillance & Response Update

# Integrated testing, case, hospitalisation and mortality trends



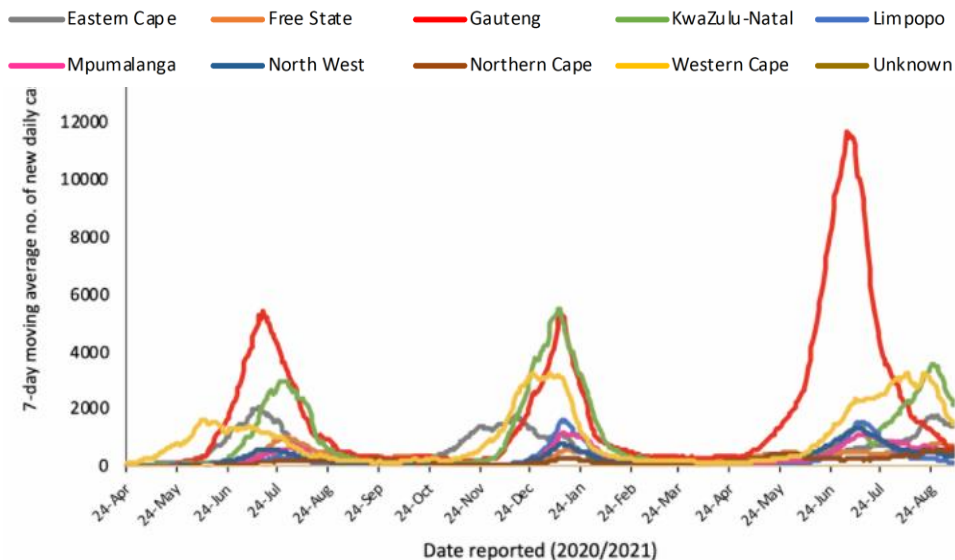
# Current reproduction number (Western Cape)

Reproduction number based on cases and deaths durably below 1.0

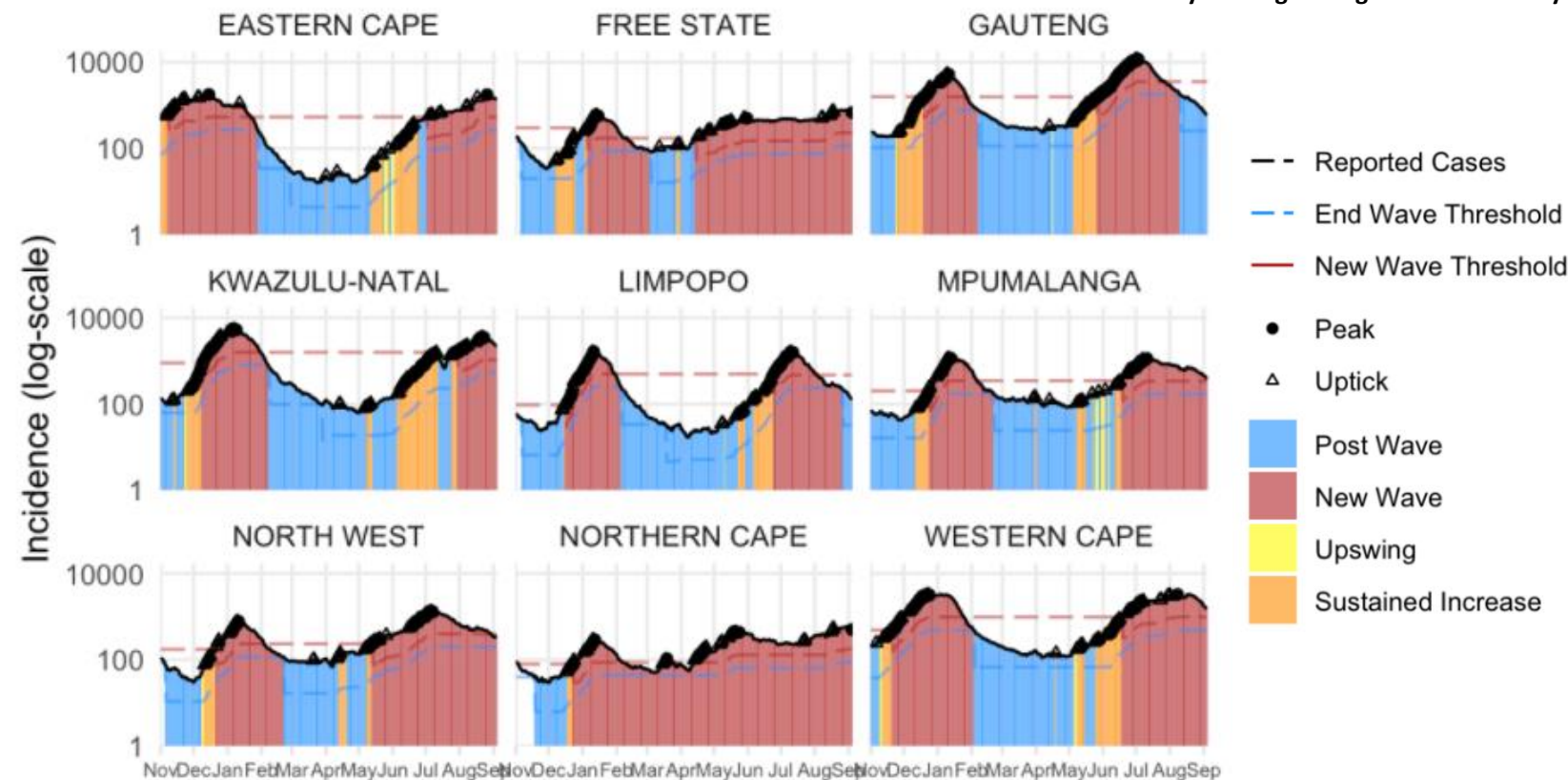


# National trends

- Only Gauteng and Limpopo have exited their 3<sup>rd</sup> wave
- Other provinces remain in 3<sup>rd</sup> wave.
- Increases in EC, NC & FS.



7-day moving average of new cases by province





## Provincial Resurgence Overview



Health Impact Assessment  
WC Department of Health

Last Updated:

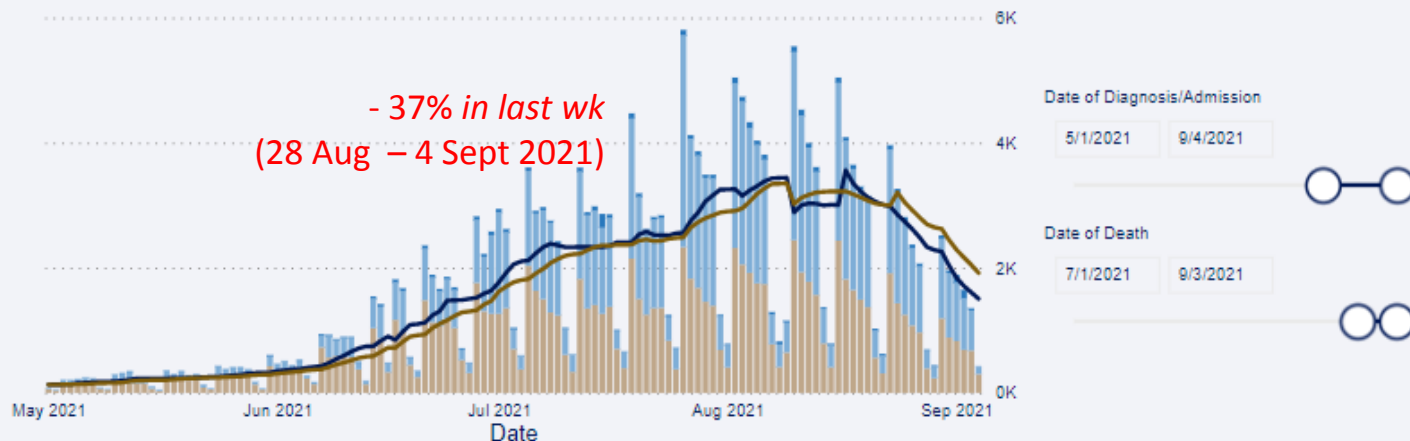
9/7/2021 1:01:31 PM

No. of Cases, 7 Day Moving Average and 14 Day Moving Average by Date and Sector

Sector ■ Private/Other ■ Public — 7 Day Moving Average — 14 Day Moving Average

Select District, Subdistrict:

- ☐ Cape Winelands
- ☐ Central Karoo
- ☒ City of Cape Town
  - ☐ Eastern
  - ☐ Khayelitsha
  - ☐ Klipfontein
  - ☐ Mitchells Plain
  - ☐ Northern
  - ☐ Southern
  - ☐ Tygerberg
  - ☐ Western
- ☐ Garden Route
- ☐ Overberg
- ☐ West Coast



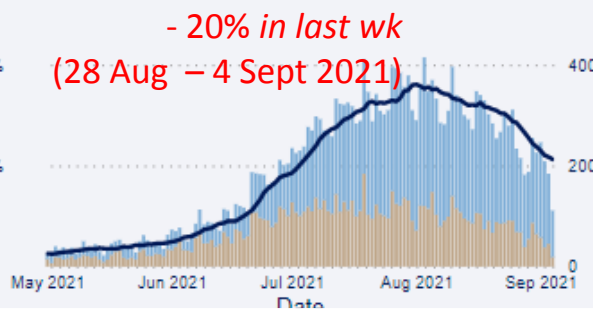
Proportion Positive and Overall Positivity by Date and Sector (\*Provincial Only)

Sector ■ Private/Other ■ Public — Overall Positivity



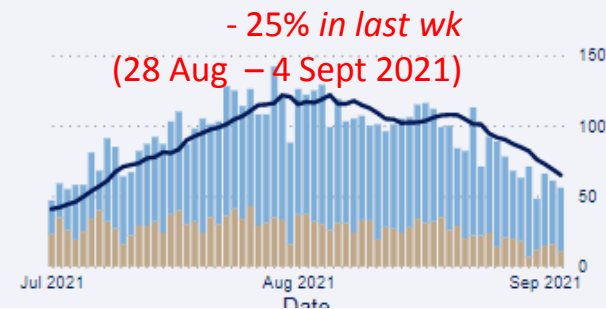
No. of New Admissions and 7 Day MA by Date and Sector

Sector ■ Private ■ Public — 7 Day MA



No. of Deaths and 7 Day MA by Date and Sector

Sector ■ Private/Other ■ Public — 7 Day MA



## Provincial Overview

- Case numbers continue on the downward trend
- The **proportion positive** has also decreased to **21%**.
- We are currently seeing an **average of 1505 new diagnoses** each day.
- Admissions and deaths have started to decrease more steadily, with an average of **215 new admissions** and around **65 deaths each day**.
- **The province will only have exited the third wave once we reach a daily case load of ~530 cases a day**



5/1/2021

9/4/2021

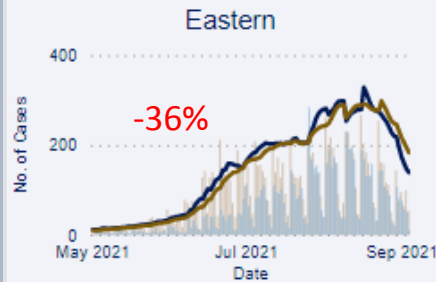
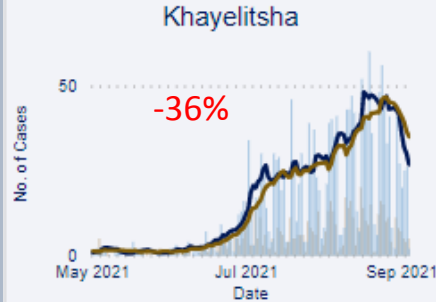


## Metro Resurgence Overview

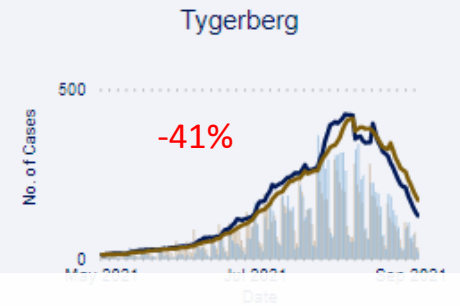
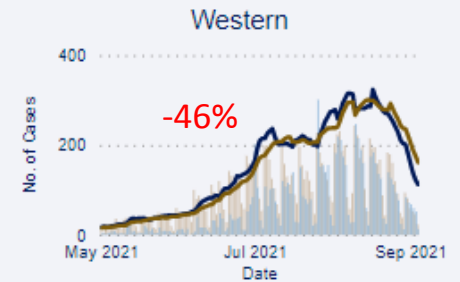
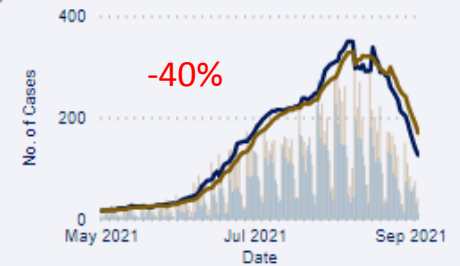
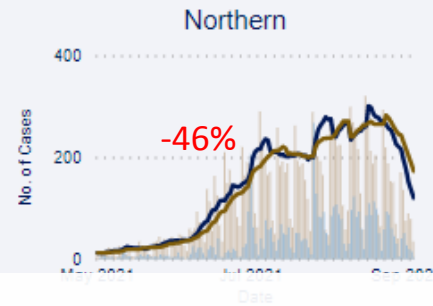
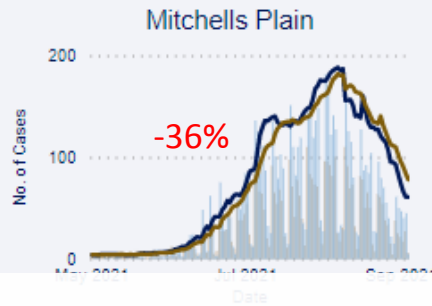
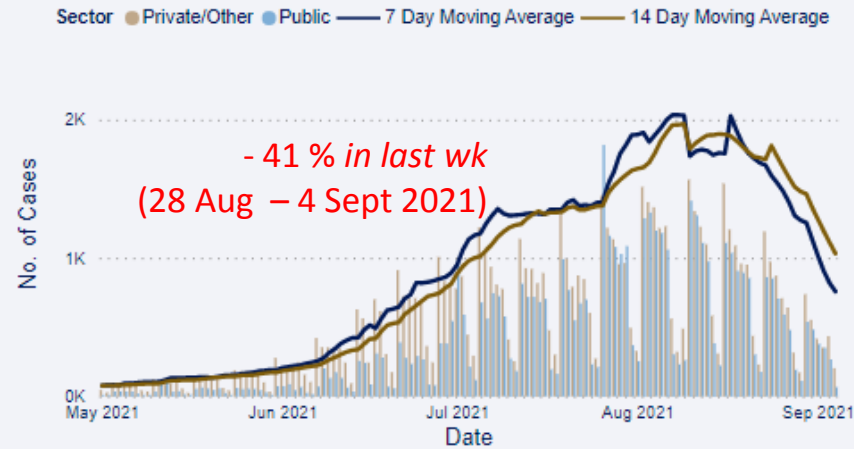
Health Impact Assessment  
WC Department of Health  
Last Updated:

9/7/2021 1:01:31 PM

Southern



Metro Overview: No. of Cases with 7 and 14 Day MA by Date and by sector



## Metro Overview

- Overall, there is a **41% week on week decrease** in cases in the **Metro**.
- All subdistricts are now seeing significant decreases in weekly cases over the last week



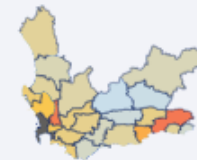


5/1/2021

9/4/2021

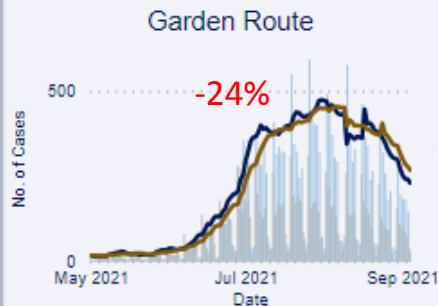
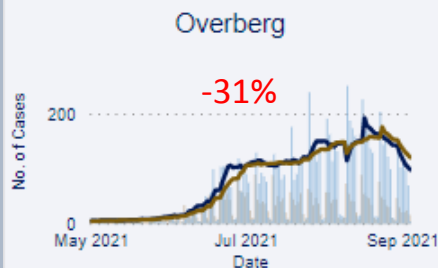
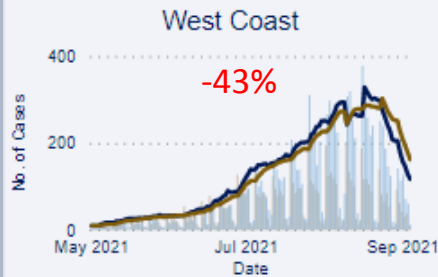


## Rural Resurgence Overview

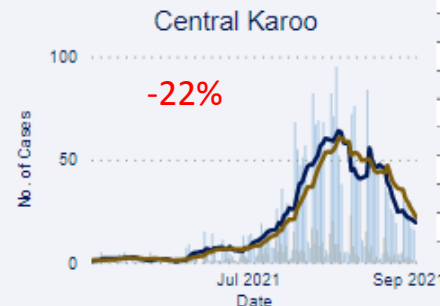
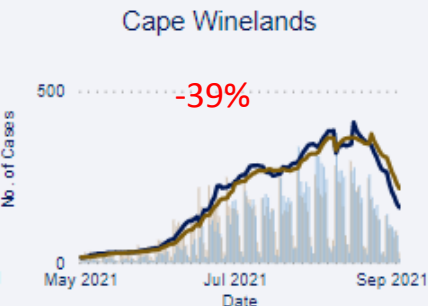
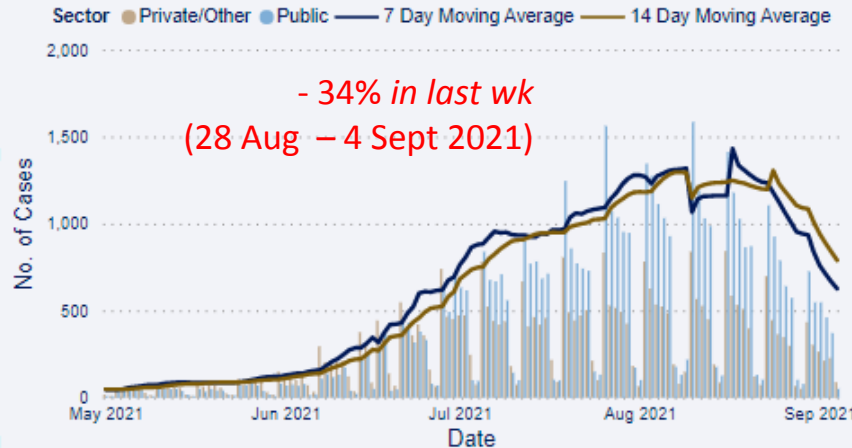


Health Impact Assessment  
WC Department of Health  
Last Updated:

9/7/2021 1:01:31 PM



Rural Overview: No. of Cases with 7 and 14 Day MA by Date and by sector



No. of Cases by Rural Subdistrict

District	Subdistrict	No. of Cases
Garden Route	George	11,423
Cape Winelands	Drakenstein	10,978
Garden Route	Mossel Bay	7,545
West Coast	Swartland	5,274
Cape Winelands	Stellenbosch	5,010
West Coast	Saldanha Bay	4,123
Overberg	Overstrand	4,026
Cape Winelands	Breedee Valley	3,739
Overberg	Theewaterskloof	3,662
Garden Route	Oudtshoorn	3,484
Cape Winelands	Langeberg	3,281
Garden Route	Knysna	2,939
West Coast	Matzikama	2,896
Garden Route	Hessequa	2,724
West Coast	Bergervier	2,718
Cape Winelands	Witzenberg	2,448
West Coast	Cederberg	2,008
Central Karoo	Beaufort West	1,924
Overberg	Swellendam	1,696
Overberg	Cape Agulhas	1,448
Garden Route	Bitou	1,221
Garden Route	Kannaland	785
Central Karoo	Prince Albert	444
Central Karoo	Laingsburg	283
Total		86,079

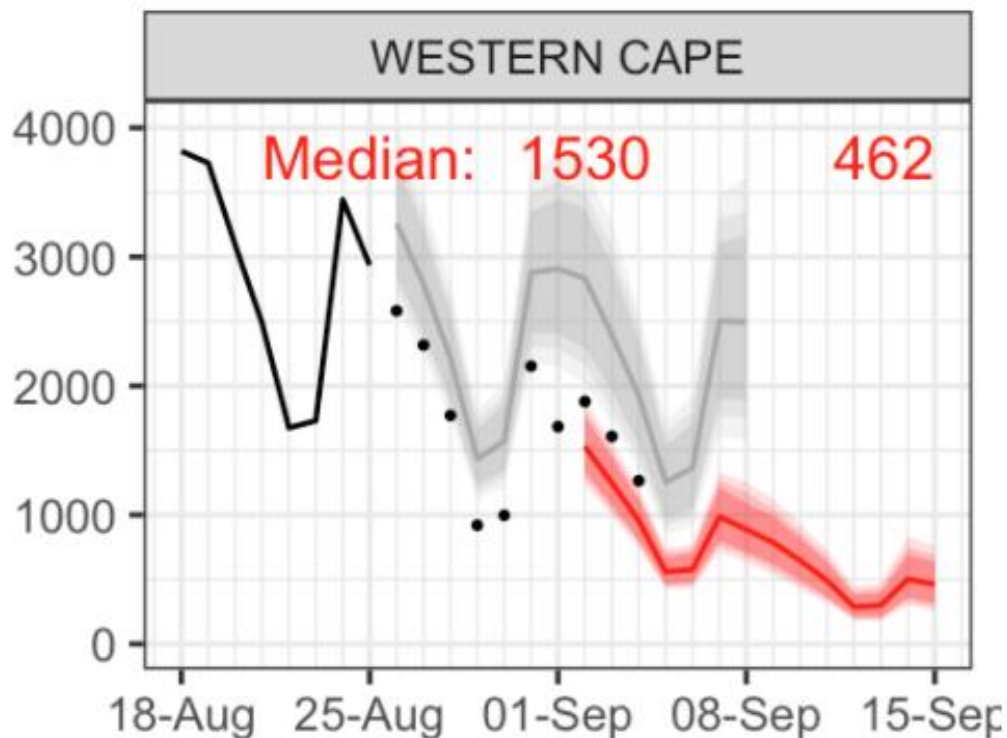
## Rural Overview

- There is a similar decrease in case numbers across the rural districts

# Expectations for the Third Wave & our triggered response

## Short term predictions from SACMC – new cases

- Predicting far fewer cases for the next week.
- 20% probability that 3rd wave will be over by 18 September 2021



Black line:  
previous cases











Grey line:  
forecast for this week

Dots:  
actual cases

Red line:  
Prediction for next week

# Western Cape 3<sup>rd</sup> wave – triggered response

**Principle:** Transparent pre-defined triggers for whole of society response to reduce transmission and prepare health services.

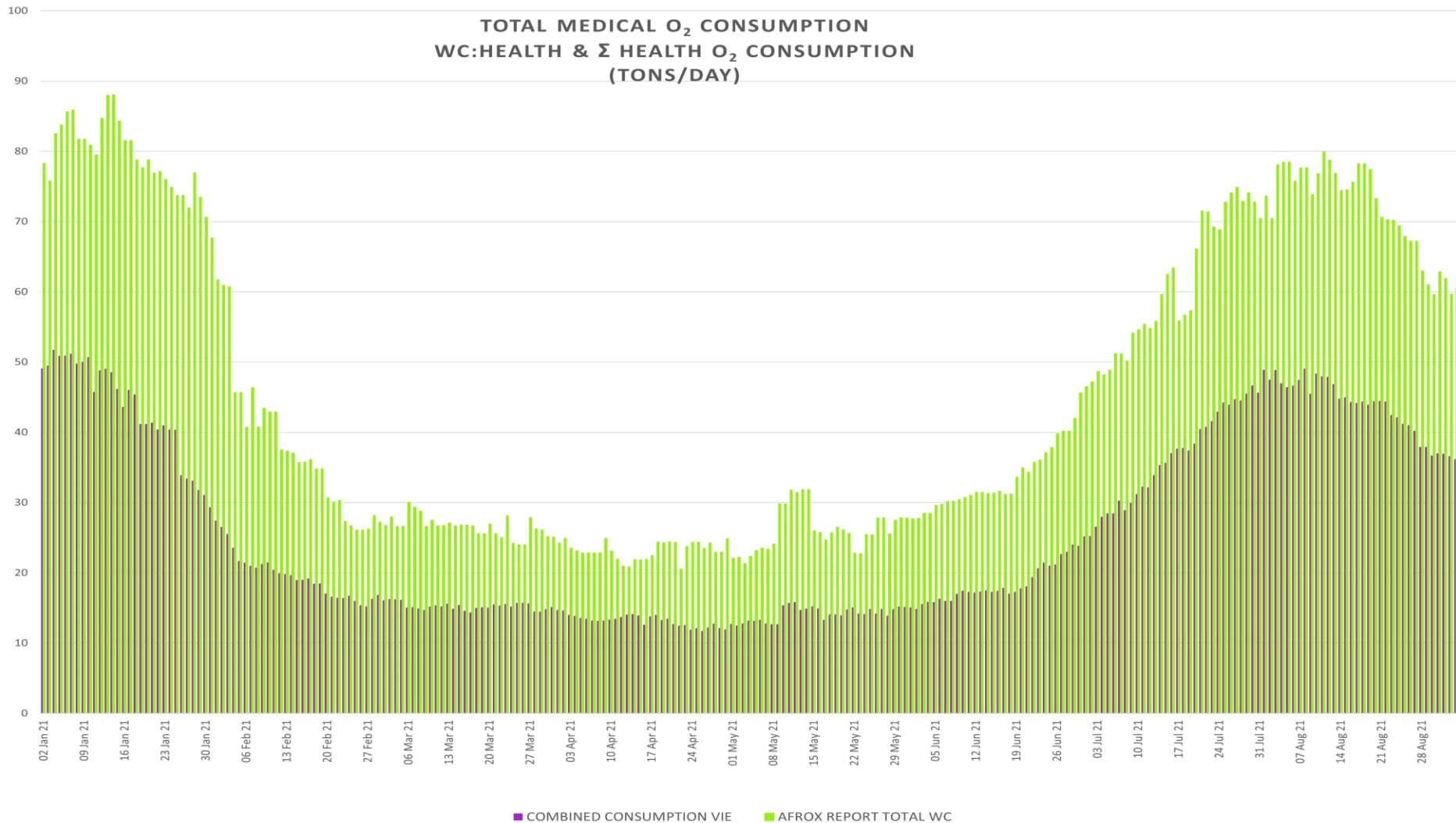
Indicator	Example of Resurgence Metric	
First warning: ↑ health service demand in 14-21d	  	<p>Large ↑ daily cases (increase for <math>\geq 1</math> week of <math>\geq 20\%</math>)</p> <p>Overall test positivity <math>&gt;7\%</math> for <math>\geq 1</math> week</p> <p><math>&gt;15\%</math> of hospitals have <math>&gt;10\%</math> of beds occupied by COVID-19 patients</p> <p><math>&gt;50\%</math> ↑ in pre-COVID-19 hospital O<sub>2</sub> use</p>
Second warning: ↑ health service demand in 7-14d	  	<p>Overall test positivity 10-15% for <math>\geq 1</math> week</p> <p><math>&gt;15\%</math> week-on-week increase in 7dma of current admissions</p> <p><math>&gt;40\%</math> of hospitals have <math>&gt;10\%</math> of beds occupied by COVID-19 patients</p> <p><math>&gt;75\%</math> ↑ in pre-COVID-19 hospital O<sub>2</sub> use</p>
Third warning: ↑ health service demand in 2-7d	 	<p><math>&gt;20\%</math> week-on-week increase in 7dma of current admissions (↓ to -11.7%)</p> <p><math>&gt;50\%</math> of hospitals have <math>&gt;20\%</math> of beds occupied by COVID-19 patients (49%)</p> <p><math>&gt;50\%</math> of high care, intensive care &amp; HFNO<sub>2</sub> COVID-19 beds occupied (85%)</p> <p><math>&gt;100\%</math> ↑ in pre-COVID-19 hospital O<sub>2</sub> use (currently at 49T/day or <math>&gt;100\%</math>)</p>
Health service capacity threatened	 	<p><math>&gt;2800</math> current COVID-19 inpatients (currently at 2819 admissions)</p> <p>Note: This is across both public and private sector.</p> <p><math>&gt;80\%</math> of high care, intensive care &amp; HFNO<sub>2</sub> COVID-19 beds occupied (91%)</p> <p><math>&gt;200\%</math> ↑ in pre-COVID-19 hospital O<sub>2</sub> use (currently at 36T/day or ~ 195%)</p>

# Acute service platform – current picture

**2690 beds  
provisioned**

1. Currently **2 819 COVID patients** in our acute hospitals (**1 568** in **public** hospitals & **1 251** in **private** hospitals). This **excludes PUIs** and **cases in specialised hospital** settings.
2. The **Metro hospitals** have an average **BOR of 92%**; **George** drainage area hospitals at **64%**; **Paarl** drainage area hospitals at **78%** & **Worcester** drainage area hospitals at **71 %**. **Critical care BOR for the province at 91 %**.
3. **COVID & PUI cases** currently make up **22%** of all available acute general hospital capacity in both Metro and Rural Regional Hospital drainage areas.
4. **COVID inter-mediate care** – the **Brackengate Hospital of Hope** currently has **192 patients (57.14 % BOR)**, **Mitchell Plain Hospital of Hope** has **97 clients (62.9 % BOR)** and **Sonstraal** currently has **51 clients (85%)**; **Freesia & Ward 99** have **0 patients**
5. The Metro **mass fatality centre** has capacity for **240 bodies**; currently **18 decedents (cumulative total of 2 070 bodies)** admitted. The overall capacity has been successfully managed across the province and the TMFC will close on the **30<sup>th</sup> September**.

# W Cape total oxygen consumption



# Preparing and Caring for our People – 3<sup>rd</sup> Wave

5

Safeguard & protect  
the well-being of  
health care workers

## Workforce Planning:

- Currently, appointed **842** staff additional for COVID
- Appointed **1449 HCW and support staff** which includes **587 interns** for the Vaccination Drive
- **Contract extensions** until end of Sept and Dec to ensure continued staff capacity on the health platform (in anticipation of the 4<sup>th</sup> wave).
- A total of **772 applicants** can still be appointed, if needed

## Vaccination Training:

- **6278** registered vaccinators on health platform
- **4177** trained vaccinators to date

32 new registered vaccinators

12 additionally trained vaccinators

## Well-being and Safety:

- **Proactive Engagements with staff to increase Vaccination Coverage amongst HCW.**
- Increased advocacy and **activation of Onsite Counselling Clinics** (Employee Wellbeing Programme)
- **PPE provision and improving OHS Practices**
- Staff Fatigue – **encouraging rest & reset (leave provisions)**
- Internal Health Comms Series and Staff Wellbeing to build up resilience and hope **(Financial Wellbeing and Mental Wellbeing as key focus areas)**

70,78%  
vaccine  
coverage



## DEPARTMENTAL OVERVIEW

### COVID-19 INFECTIONS AND DEATHS IN HEALTHCARE WORKERS (HCWs)

Totals as at 08 Sep 2021

Cumulative Infections

12 999



12 445

% Recovered

95.74%



193

% Died

1.48%

Active Cases

361

% Active

2.78%

Doctors



1270

Nurse



5 519

Radiographers



151

Pharmacists

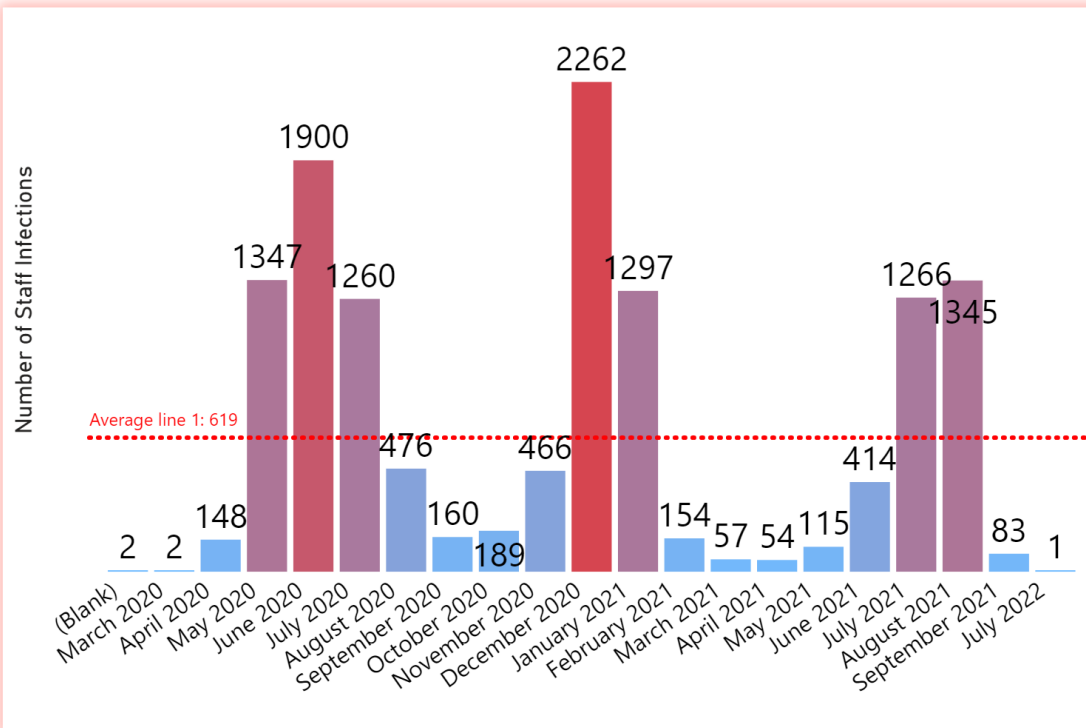


137

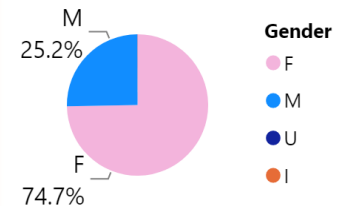
Other  
categories



5 922



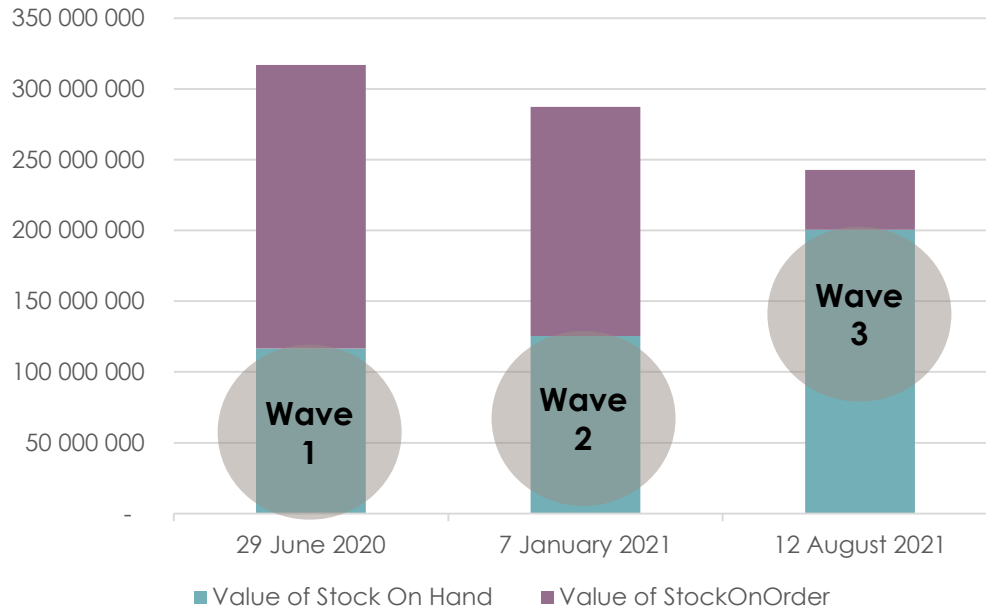
Gender Distribution



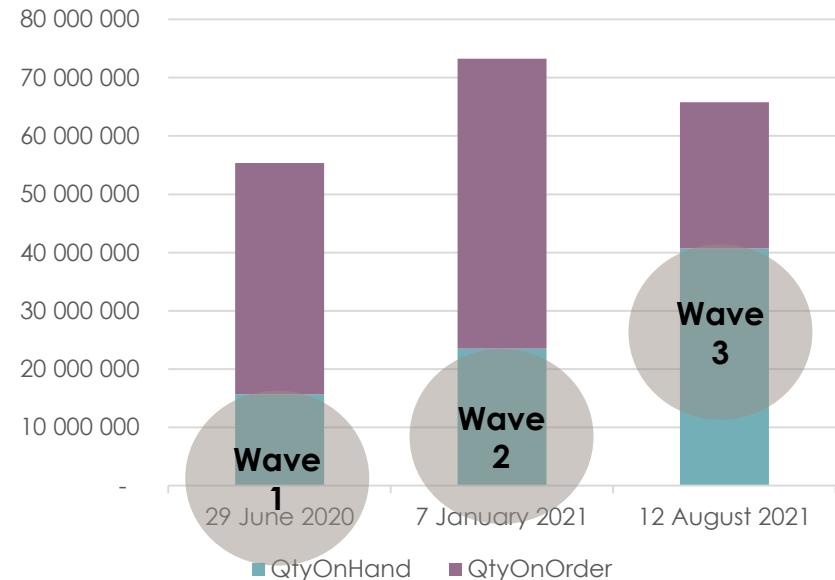


# Personal Protective Equipment (PPE)

Stock Value over time  
(On Order vs On Hand)



Stock Quantity over time  
(On Order vs On Hand)



## Stock Value and Quantity over the three waves

**Summary:** Significant orders placed through during Wave 1. Managed to maintain sufficient PPE stock for wave 2 with further orders pending. Wave 3 had sufficient stock on hand to sustain the demand.

# Vaccine Implementation update

# Vaccine update: Phases and Prioritisation Groups

## Phase I

- **Health Care Workers :**
  - Public & Private Health Sectors
  - Care Workers
  - CHWs
  - Health Science students
  - Traditional Healers

- **Estimated target:**
  - 132 000

### Age in years

**70+**  
**65 to 69**  
**60 to 64**  
**55 to 59**  
**50 to 54**  
**45 to 49**  
**40 to 44**  
**35 to 39**  
**18 to 34**  
**TOTAL**

60+	50 - 59	35 - 49	18 - 34
285 399			
186 971			
247 332			
	311 886		
	370 664		
		428 598	
		481 305	
		602 279	
			2 065 372
<b>719 702</b>	<b>682 550</b>	<b>1 512 182</b>	
<b>2 914 434</b>			<b>2 065 372</b>

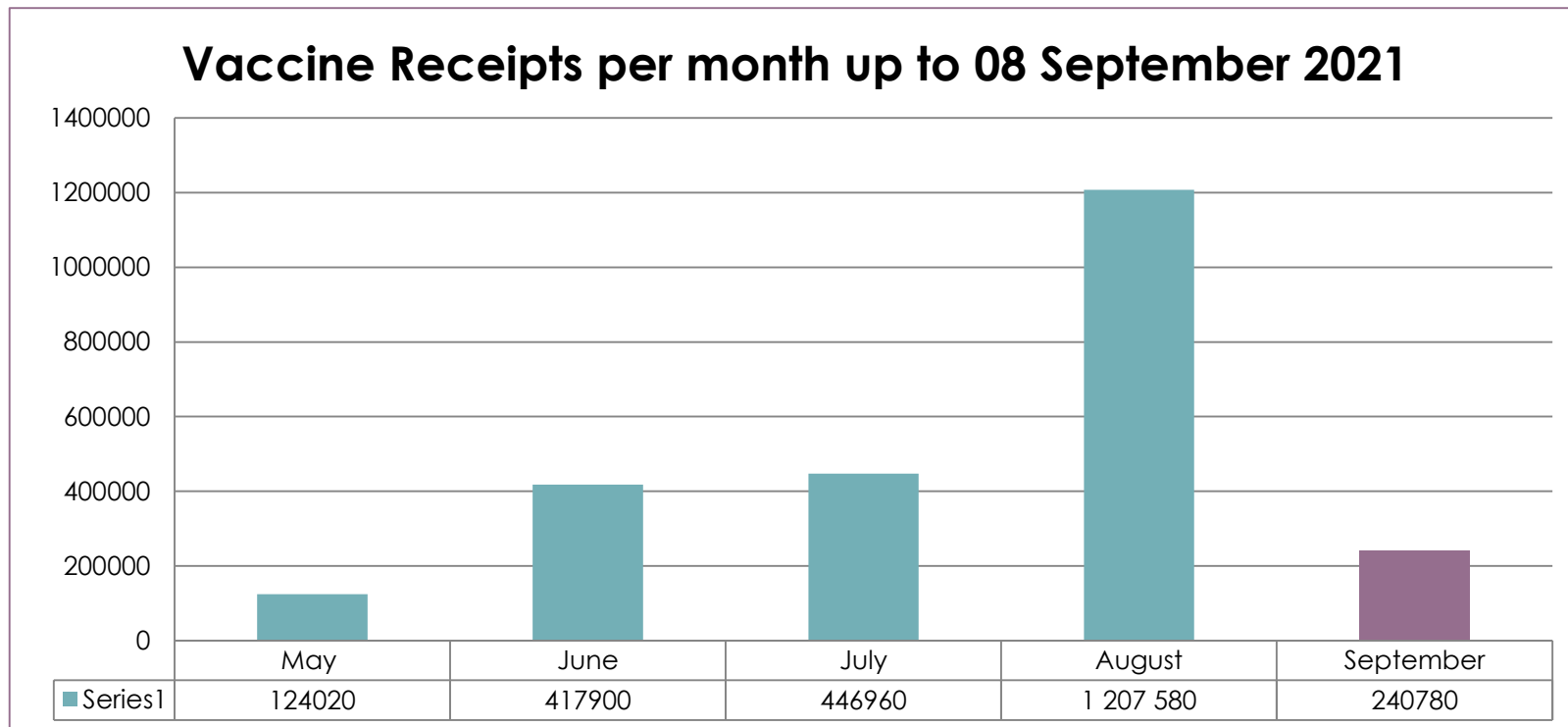
16 April 2021	Registration opens for 60 Years +
01 July 2021	Registration opens for 50 – 59 Years
15 July 2021	Registration opens for 35 – 49 Years
20 August 2021	Registration opens for 18 Years +

## Phase 2

- Persons older than 60 years
- At risk workers
- Clients in congregate settings
- 35 – 59 Years

## Phase 3

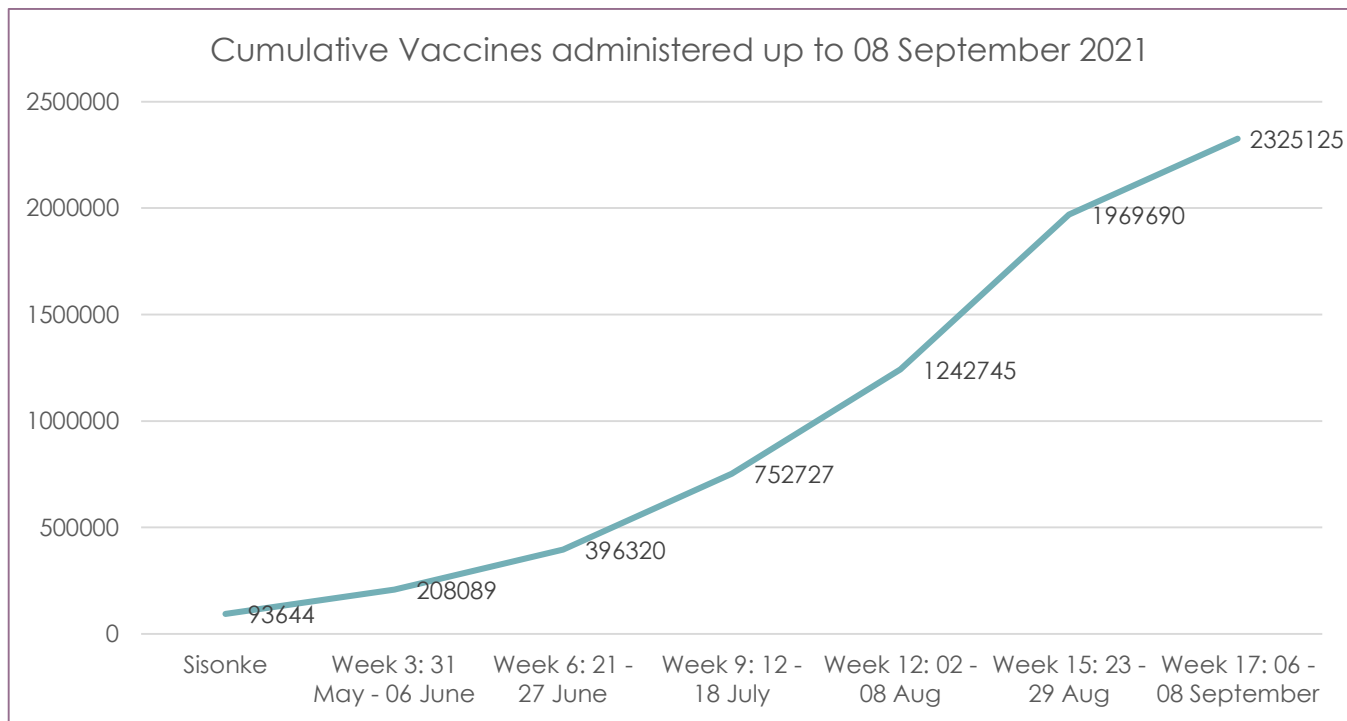
# Updated W Cape Public Sector Vaccine Supply Pipeline



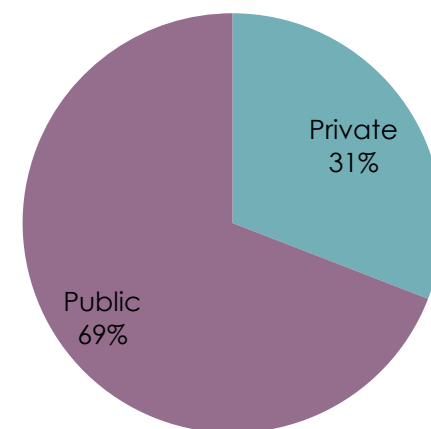
Up to 08 September 2021, the public sector has received **2 437 240** vaccine doses:

- 2 112 510 Pfizer doses
- 324 730 J&J doses

# Vaccines Administered



Proportion Vaccines Administered: Public and Private Sectors

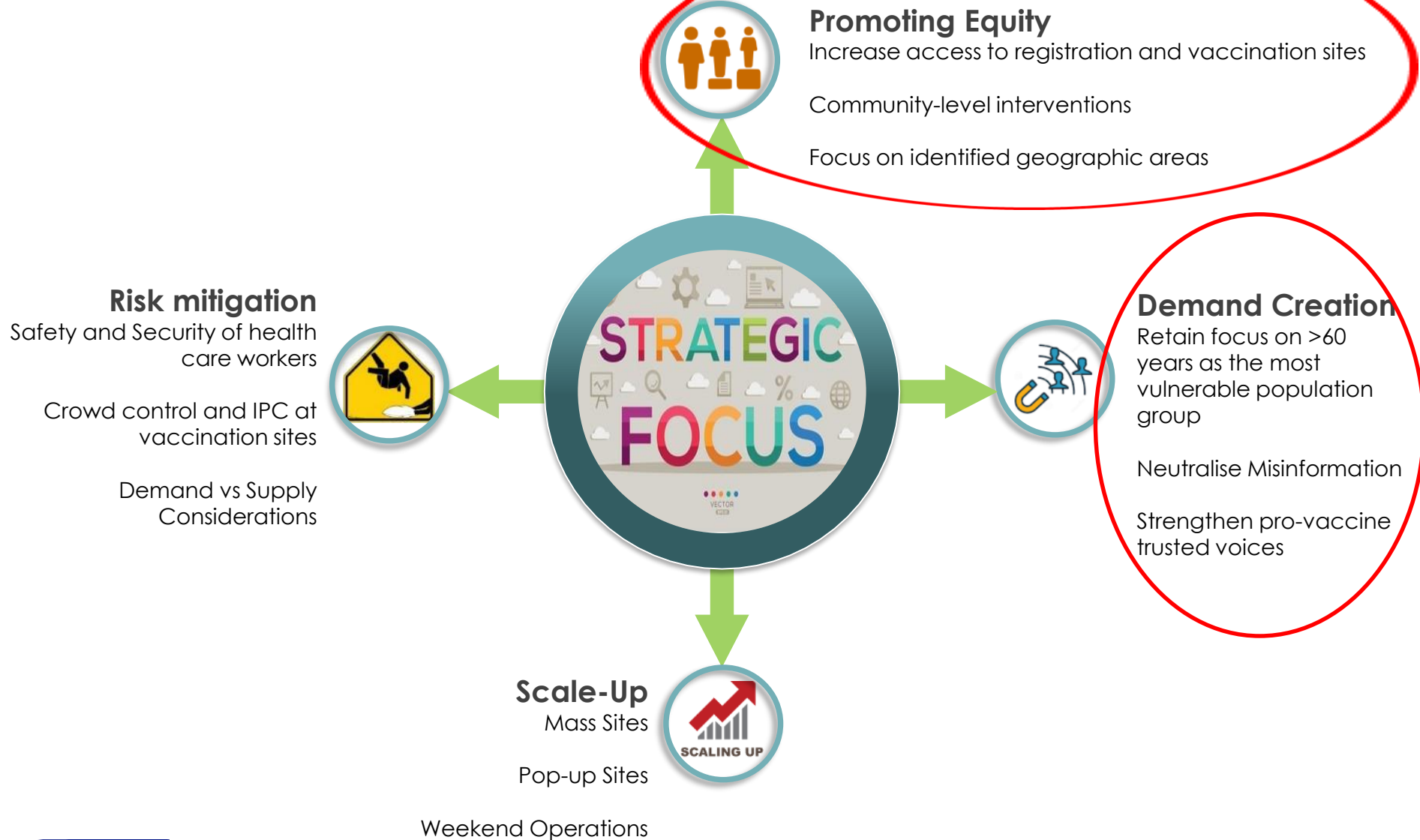


**Cumulative Total Recorded on EVDS on 08 September 2021 = 2 325 125**

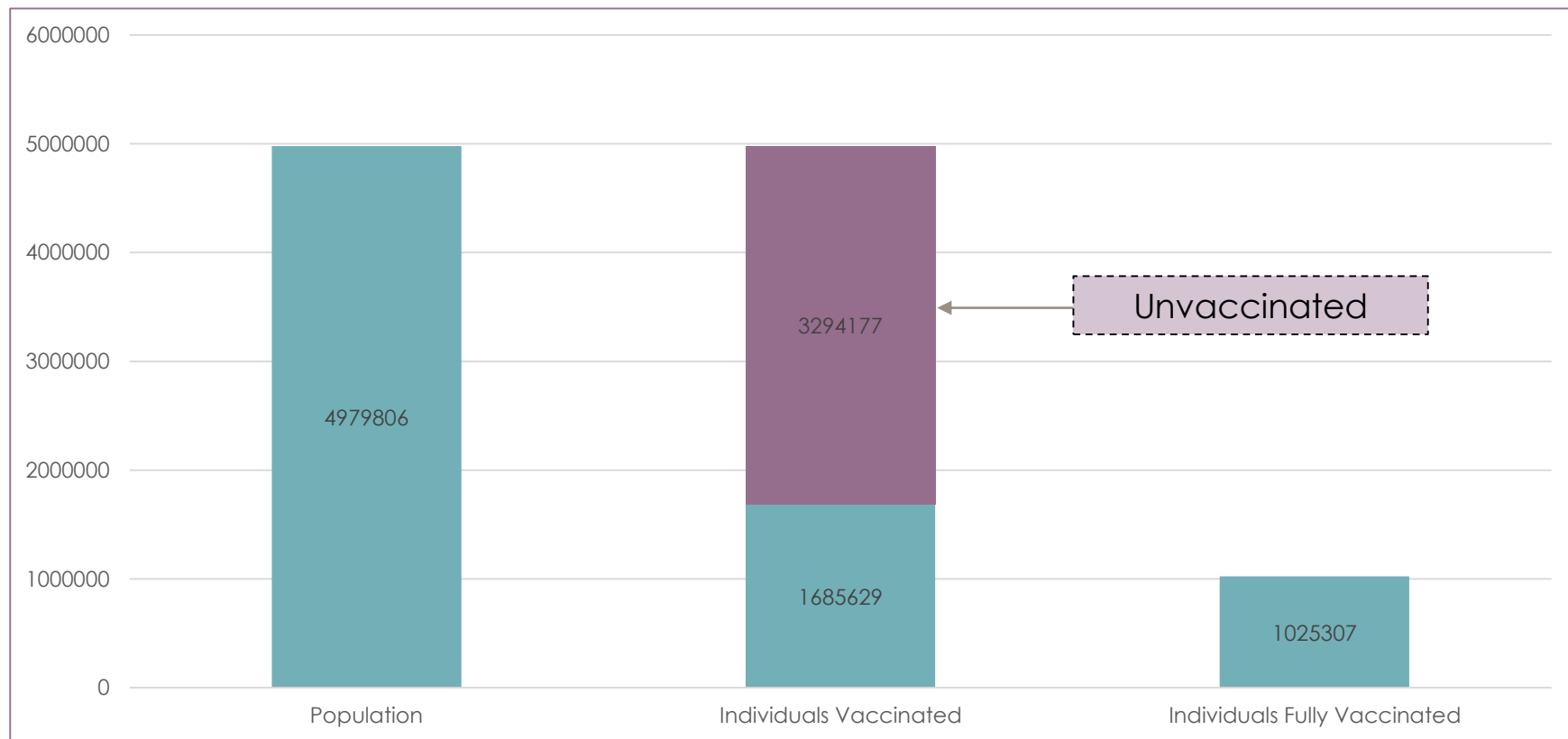
Source: NDoH Dashboard ([Microsoft Power BI](#)) accessed on 08 September 2021 @18:50

**Disclaimer:** Data displayed in these graphs and tables only contains records captured on EVDS. Totals will be adjusted as back-capturing and data validation is done.]

# Current Strategic Focus



# Going Forward



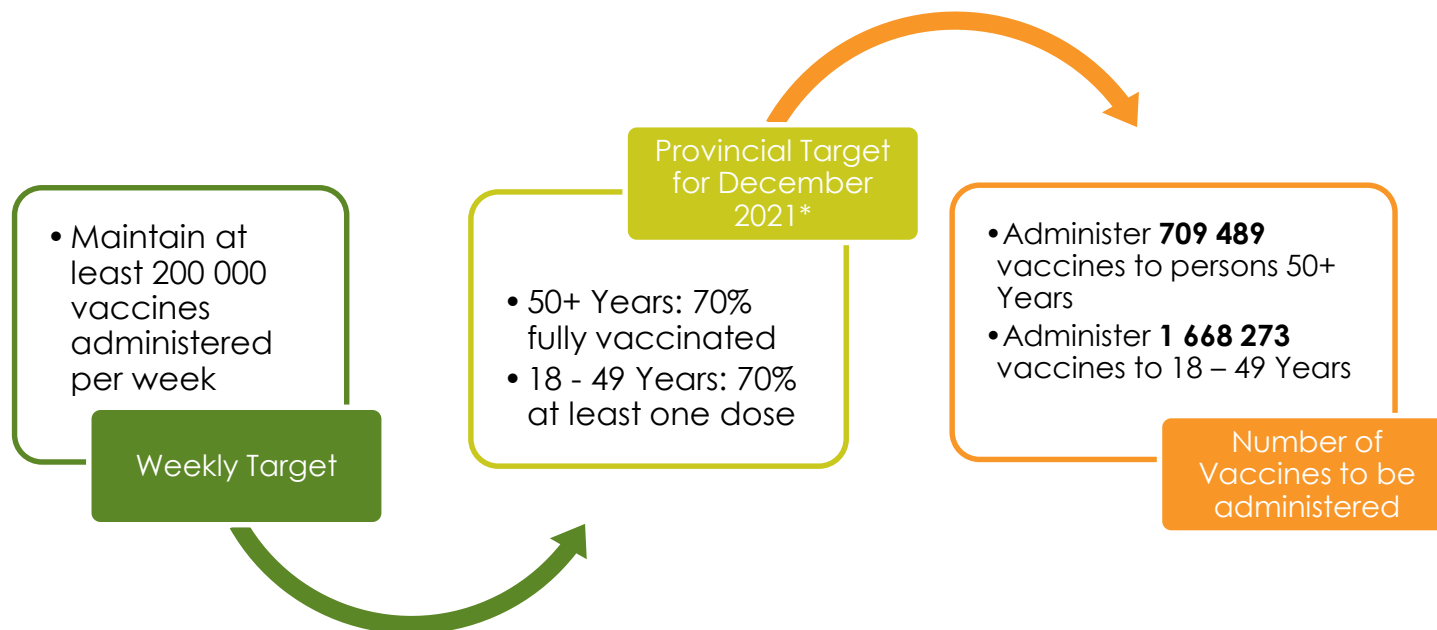
As on 08 September 2021:

Total number of individuals vaccinated = 1 685 629 = **33.87 %** of > 18s (EVDS)

Number of unvaccinated persons aged 18 years and older = **3 294 177**

# Provincial Targets up to December 2021

Age in years	Total Population	Proportion Vaccinated (At least one dose of two-dose regimen received) as on 06 September 2021	Proportion Fully Vaccinated (Received either 1 dose J&J or 2- dose Pfizer) as on 06 September 2021
60+	719 702	64%	55%
50 – 59	682 550	49%	34%
18 - 49	3 577 554	23%	10%



\* NDoH Targets for all Provinces





# WC Provincial COVID-19 Vaccine Cascade

## Key Indicators

### Registrations



No. of People  
Registered:

Total: **1,877,981**

>60: **492,628**

50-59: **347,924**

35-49: **613,921**

18-34: **423,508**

% of Population  
Registered

>60: **68.5%**

50-59: **51.0 %**

35-49: **40.6%**

18-34: **20.6 %**

### Vaccinations



No. of Vaccines  
Administered:

Total\*: **2,238,209**

Sisonke\*\*: **88,093**

National: **2,150,116**

>60: **832,446**

50-59: **501,010**

35-49: **597,427**

18-34: **307,064**

### Coverage



Provincial Vaccine  
Coverage\*\*\*:

% of Population who have received  
at least 1 dose:

Total Adult Pop >18: **32.8%**

>60: **65.7%**

50-59: **49.6 %**

35-49: **34.5 %**

18-34: **14.5 %**

% of those Registered who have  
received at least 1 dose:

>60: **93.1%**

50-59: **97.3 %**

35-49: **86.7 %**

18-34: **71.1 %**

\*Note: 1 There is a one day lag in the  
incorporation of new vaccination data

\*\*Note 2: There is a shortfall of  
+/-4,000 Sisonke vaccines that is still  
to be incorporated

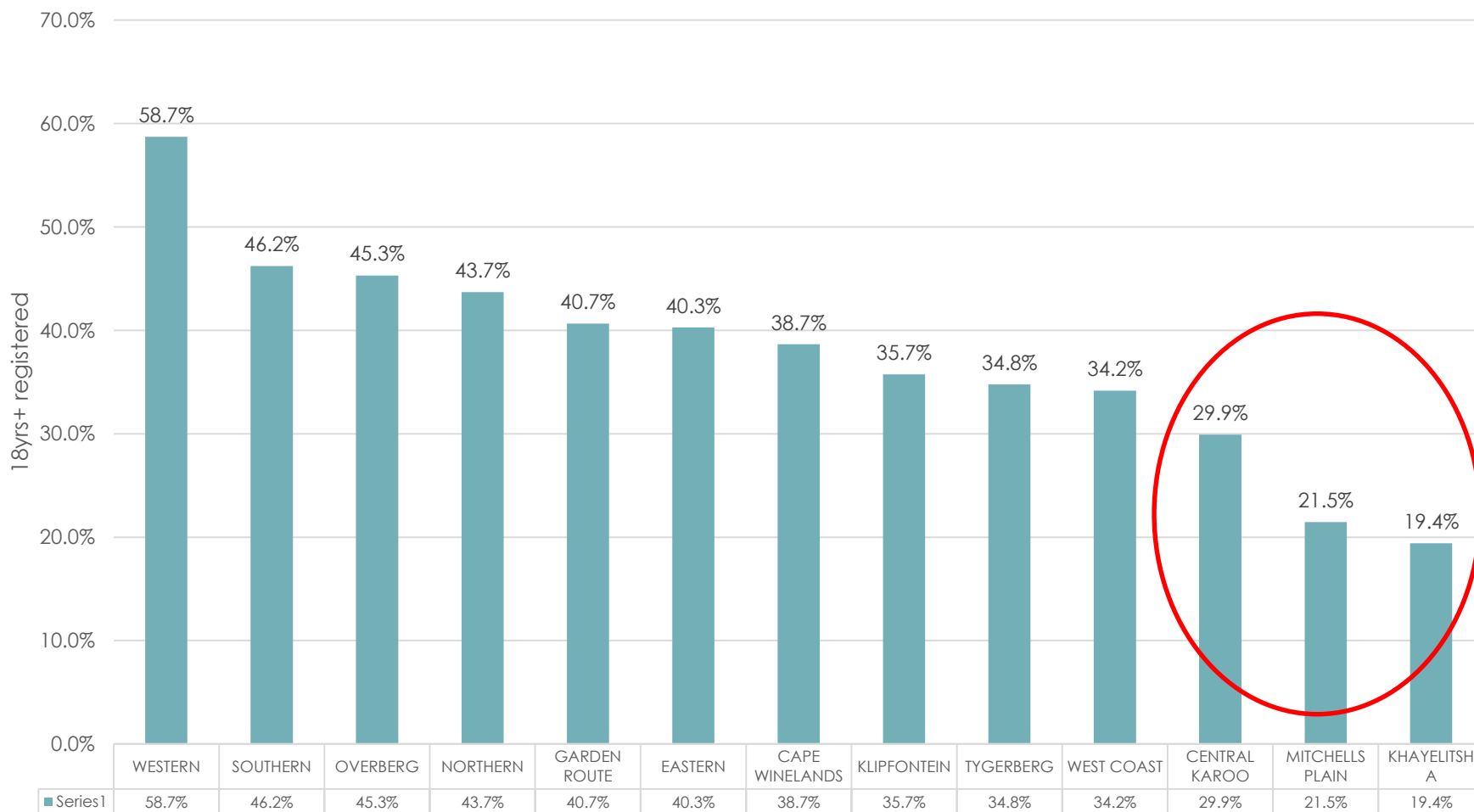
\*\*\*Note 3: % coverage considers at  
least 1 dose given

Last Updated: 08/09/2021

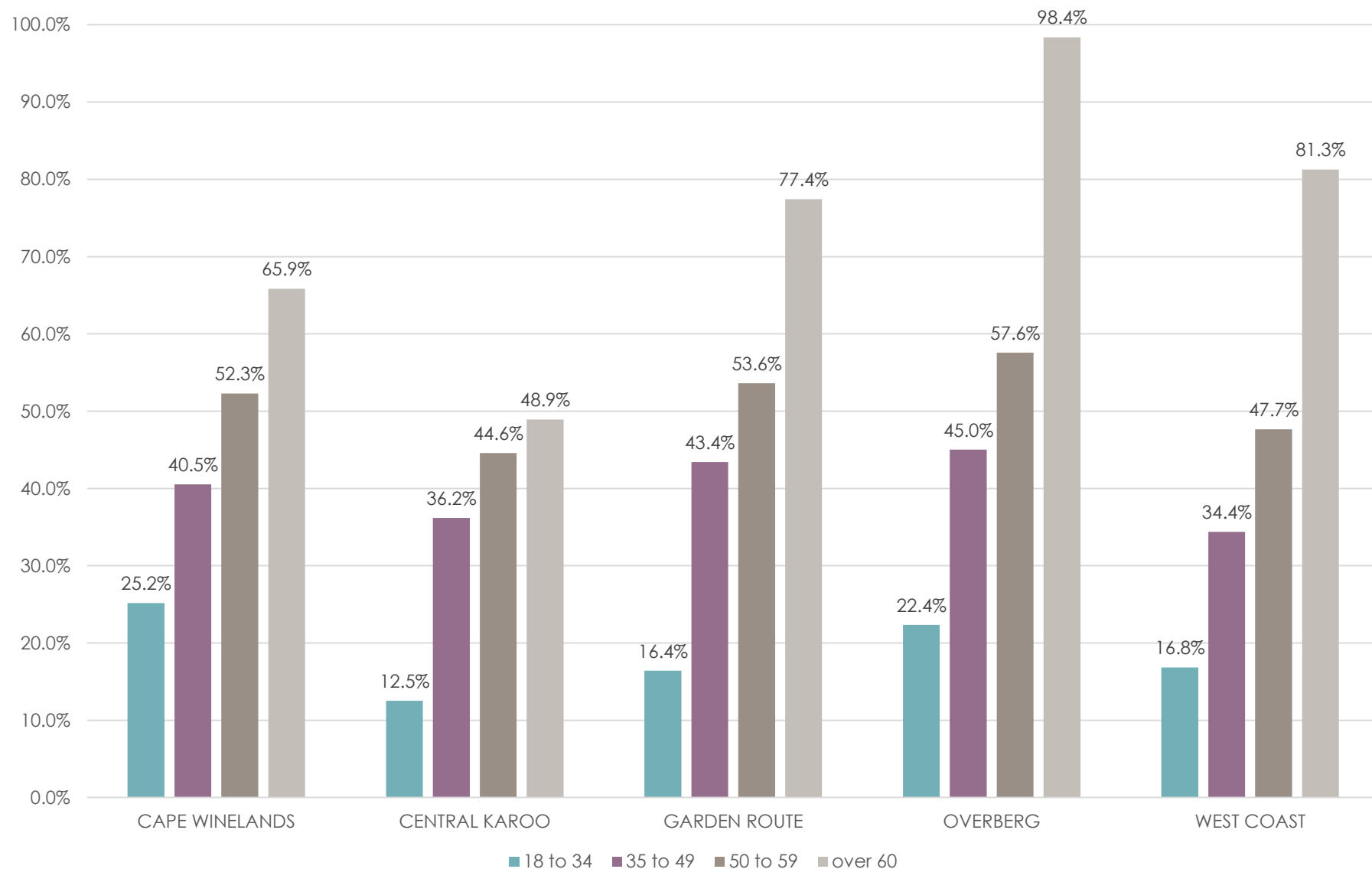
# EVDS Registrations: +18 years as at 8 September 2021

**Western Cape: 38.07% (1 890 686)**

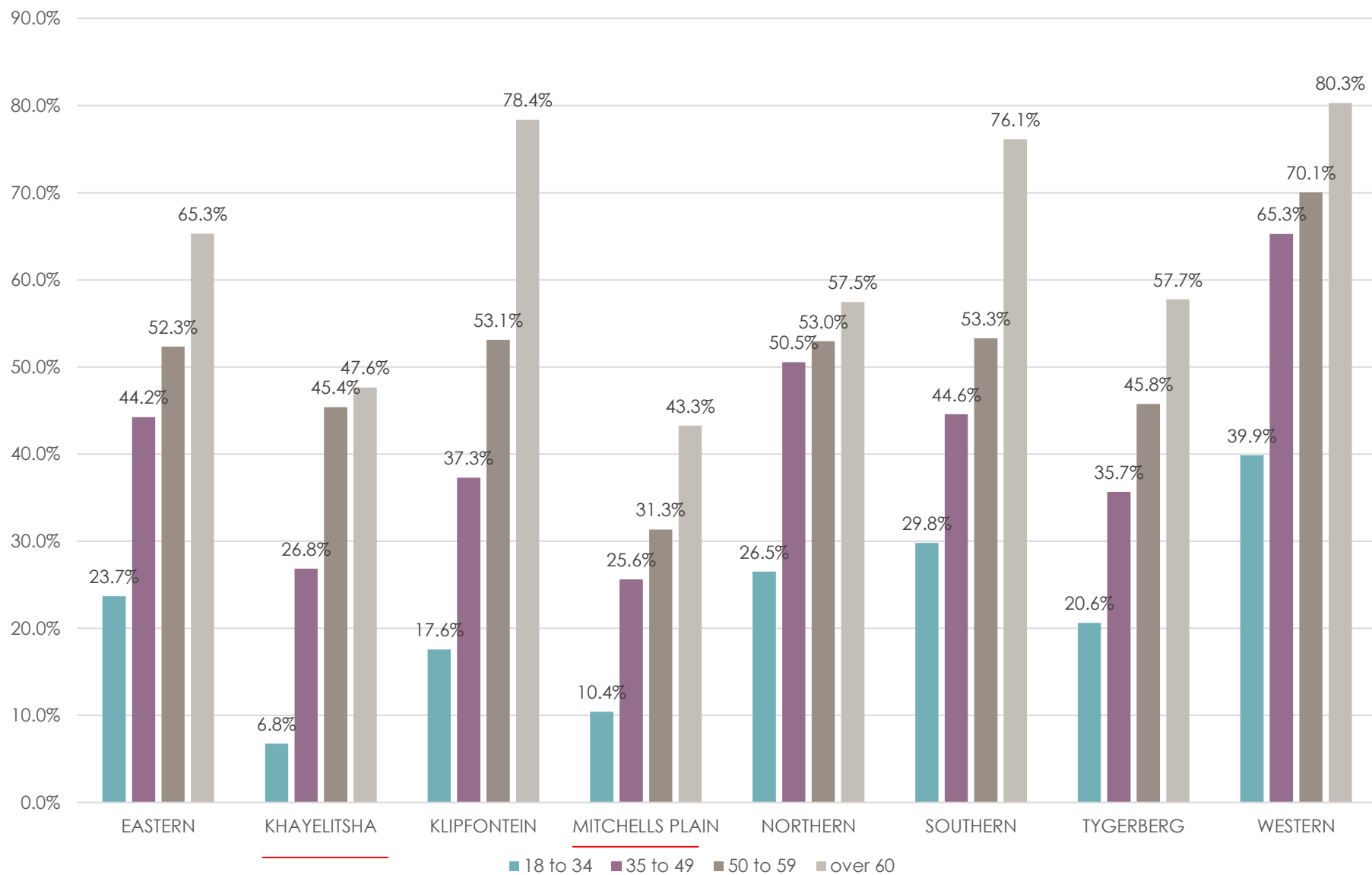
**21% (18yrs to 34yrs) 40.8% (35yrs to 49yrs) 51.1% (50yrs to 59yrs) and 68.5% (60yrs+)**



# Rural Districts: Registrations by age cohorts



# Metro sub-districts: Registrations by age cohorts





# WC Provincial COVID-19 Vaccine Cascade >60

Note: Fully vaccinated include all those that have received 2 doses of Pfizer or 1 dose of JnJ.

Note 2: % week on week change excludes the previous 2 days to allow for data delays and compares the previous 7 days with 7-14 days ago.

Data Sources:

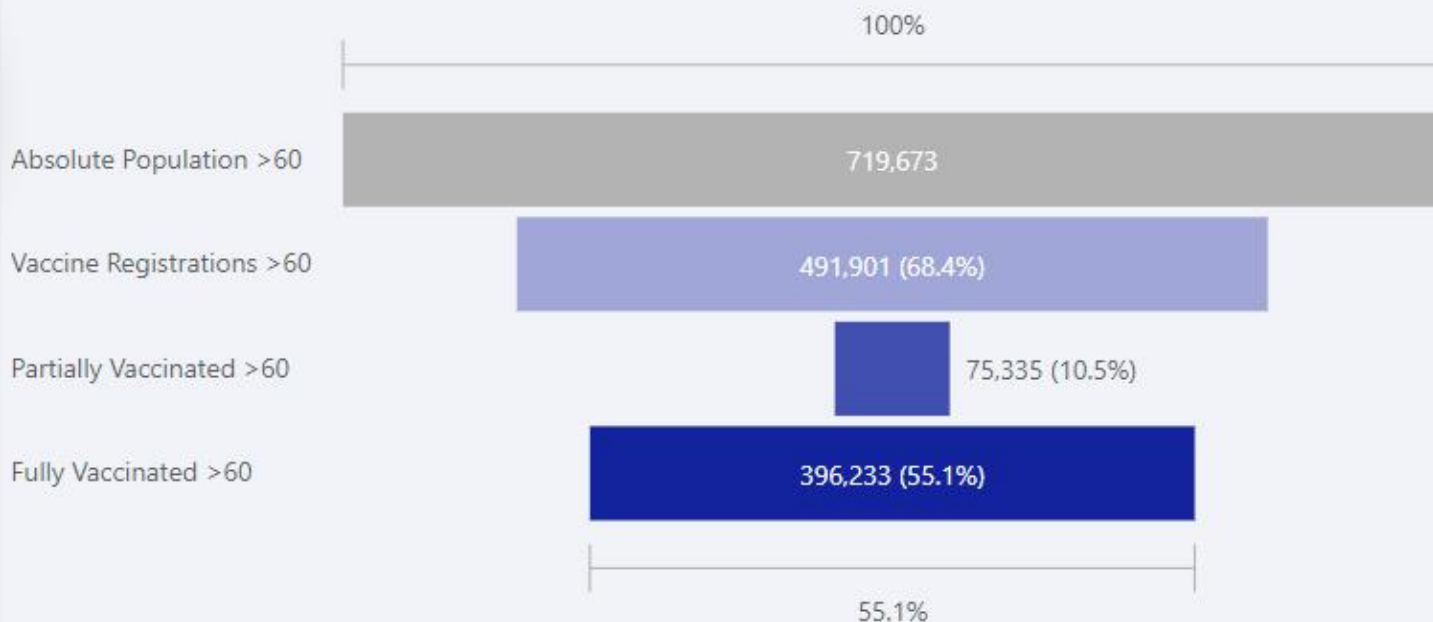
EVDS via DoTP and PHDC

Last Updated: 07/09/2021

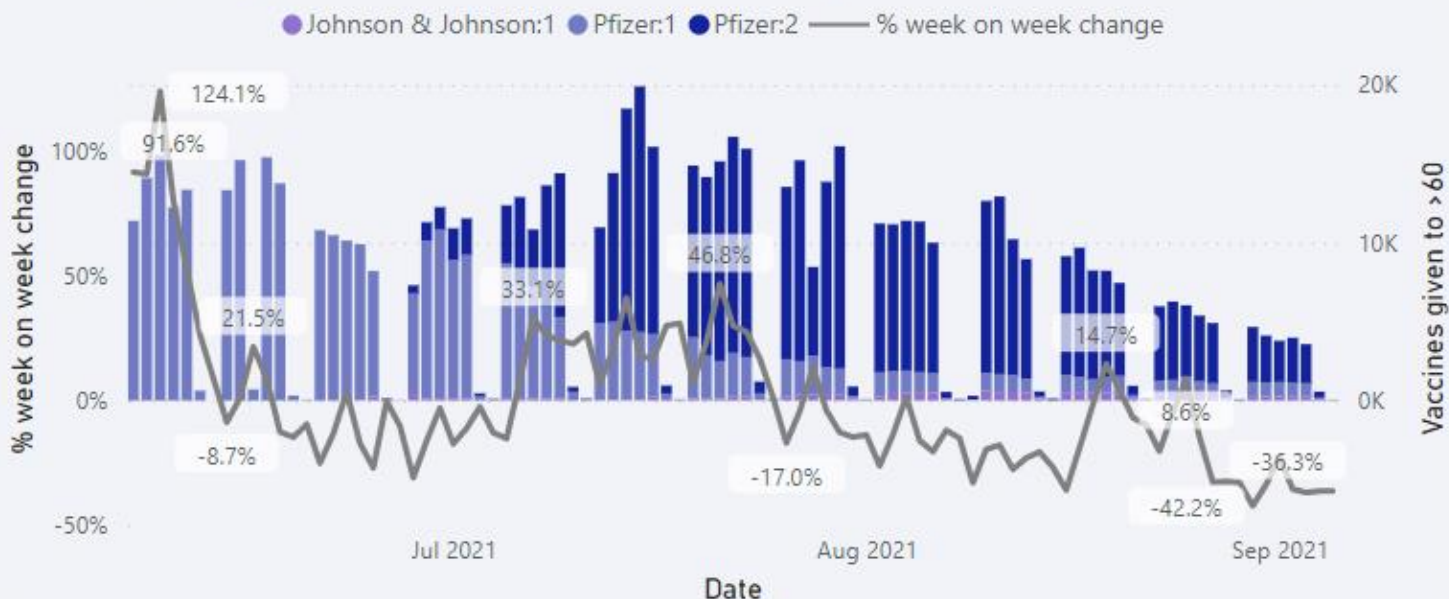


Western Cape  
Government

## Vaccine Cascade >60



## Vaccines given to >60 and % week on week change by Date and Vaccine Developer





# Vaccine effectiveness



# Risk of death in unvaccinated vs vaccinated PERSAL HCWs in Western Cape during 3<sup>rd</sup> wave

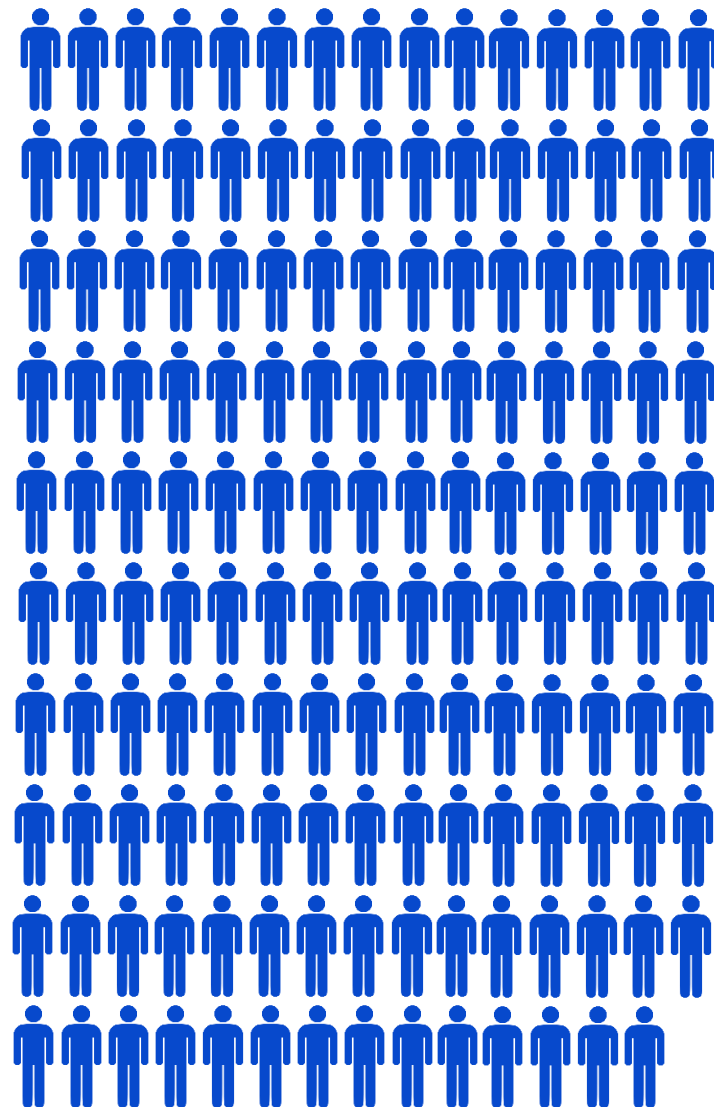
## Unvaccinated

  1 in 480



## Vaccinated

  1 in 1490



Risk of death  
3.3 times higher  
in unvaccinated  
vs vaccinated  
HCWs


 = 10 unvaccinated HCWs

 = 10 vaccinated HCW

  = 1 HCW death


# Vaccination status of age 60y+ in Western Cape

## Population



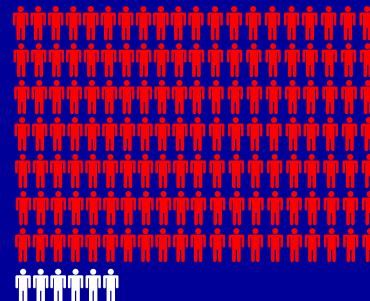
720,000 people  
270,619 vaccinated  
**38%**

## COVID-19 cases



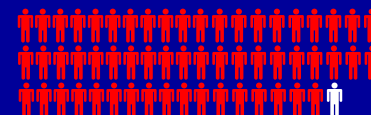
2,455 COVID-19 cases  
200 vaccinated  
**8%**

## COVID-19 admissions







729 COVID-19 admissions  
30 vaccinated  
**4%**

## COVID-19 deaths



292 COVID-19 deaths  
5 vaccinated  
**1.7%**

 = 10,000 unvaccinated\* in population  
 = 10,000 fully vaccinated\* in population  
 = 5 unvaccinated\* cases/admissions/deaths  
 = 5 fully vaccinated\* cases/admissions/deaths

### Data for cases diagnosed in week of 14-20 August 2021

\*Fully vaccinated = ≥14 days post 2<sup>nd</sup> Pfizer OR ≥28 days post J&J

\*Unvaccinated includes partially vaccinated

Limited to population age 60 years+ with highest vaccine coverage

Vaccine coverage determined from demographic estimates & EVDS data. COVID-19 cases, admissions & deaths determined from integrated provincial health clinical information systems. As vaccine coverage increases, absolute numbers of COVID-19 cases, admissions & deaths will drop, but we expect proportion vaccinated to increase due to higher vaccine coverage.



# Communications



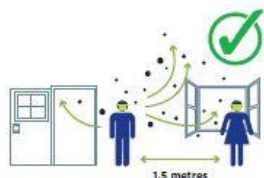
# Keeping Safe Messaging

## Stay Safe with your family and friends

STAY SAFE  
**MOVE FORWARD**

We must all stand together to beat the third wave of the coronavirus. We can do this by understanding how coronavirus spreads and keeping up our good habits.

- Coronavirus spreads through the air when people breathe, talk, cough, sing or shout.
- It spreads quickly during waves that last several months.



### We can protect ourselves by:

- Keeping gatherings small, short and outdoors.
- Making sure we have as much fresh air as possible indoors.
- Wearing our masks when with others or leaving the house.



### Mask up!

- A 3-layer cloth mask halves the amount of coronavirus you breathe in.
- Masks protect you and the other person - it shows you care.

### Stay home for 10 days and test if you develop coronavirus symptoms:

- Cough
- Sore throat
- Fever
- Loss of smell or taste
- Body aches


Try to stay separate from others in your home. If you can't, wear a mask and open doors and windows.

### Go to hospital immediately if you develop:

- Difficulty breathing
- Chest pain or pressure that won't go away
- Confusion
- Can't wake up completely

## MAKE SAFER CHOICES

We're all eager to get back to our pre-Covid-19 lives.  
**Managing the risks can help us get there faster.**



**Fresher is better!** Ask to be seated outside if you're eating out.



Western Cape  
Government

Health

STAY SAFE  
**MOVE FORWARD**



Western Cape call centre: 0860 142 142  
[www.westerncape.gov.za](http://www.westerncape.gov.za)

# Addressing misinformation

## COVID-19 VACCINES DEBUNKING THE MYTHS

FALSE ❌



The vaccine was rushed and is not safe



It changes your DNA



The vaccine can give you COVID-19



It causes severe side effects or death



It can make women infertile

FACT ✅

Expert researchers across the world worked together and took no safety shortcuts. Existing safe technology was used to create the vaccine. Over 1.84 billion people worldwide have already been safely vaccinated.

It is impossible for the vaccine to change your DNA. The vaccine does not remain in your body but gets broken down and discarded by your body.

It is impossible. It does not contain live COVID-19 virus.

Side effects like headache, a sore arm, feeling tired, or mild flu symptoms are normal. This means the vaccine is working and your body's immune system is responding by making antibodies.

There is no evidence that the vaccine causes infertility or any other long-term side effects.



Everyone over 18 can go to the nearest vaccination site to register and get their vaccine. Bring an unvaccinated family member with you.

**Do you have high blood pressure or diabetes?** The vaccine is safe for people with high blood pressure and diabetes. Get vaccinated immediately to protect yourself against getting severe COVID-19.

# Vaccination certification

7 September 2021

## Seeking official vaccination certification letter for exceptional circumstances (additional to vaccination card and SMS proof)?

1. Send email to **dohvaccination.support@westerncape.gov.za** with written verification from travel agent/embassy that it is a travel requirement.
2. Your travel agent/embassy should also advise if this letter is adequate for the country of travel.
3. Follow the instructions on the reply-email.



- *Only urgent and exceptional circumstances will be considered (travel for work or study purpose, medical or compassionate reasons).*
- *Turnaround time is five working days.*
- *Non-exceptional applications will not be considered (e.g., leisure travel, lost vaccination cards, back-up to vaccination cards, etc.)*
- *This service is only available to persons who were vaccinated in the Western Cape.*



# Athlone drive-through



Shana Jabaar brought all three her kids to get vaccinated at the Athlone stadium drive-through.



Calling on all men and women!  
Athlone Vaccination Centre of Hope's Drive-through service, located at the Athlone Stadium, is now open!

Monday - Friday | 8:30 - 4pm



The Simon's family bubble, all came for their vaccine at the Athlone Vaccination Centre of Hope's drive-through and brought their 80 year old grandmother to get her 2<sup>nd</sup> jab.



# Conclusions

## Concluding remarks

---

1. We have now passed **the peak of 3<sup>rd</sup> wave** with **signs of continuous decline**, but urge everyone to **adhere strictly to protective behaviours, to contain** it over **the coming weeks**.
2. We have **tailored our response to the 3<sup>rd</sup> wave**, with **clearly identified trigger points** for an **appropriate health platform and societal response**.
3. We continue to require **a concerted whole of government and whole of society response** to **flatten the 3<sup>rd</sup> wave**, to protect the health system.
4. We have **scaled up** our **vaccination capacity** to **administer vaccines**. We have the capacity **to vaccinate >50 000 people/day**. Vaccine effectiveness has been clearly demonstrated
5. We need to scale our **mobilisation and assist everyone >18 years** to be **registered on the EVDS**, and **to be vaccinated**. **Lets all be vaccine ambassadors.**

# Thank you