



**Western Cape  
Government**

Health

# Digital Press Conference

Health Update

Dr K Cloete

5 August 2021

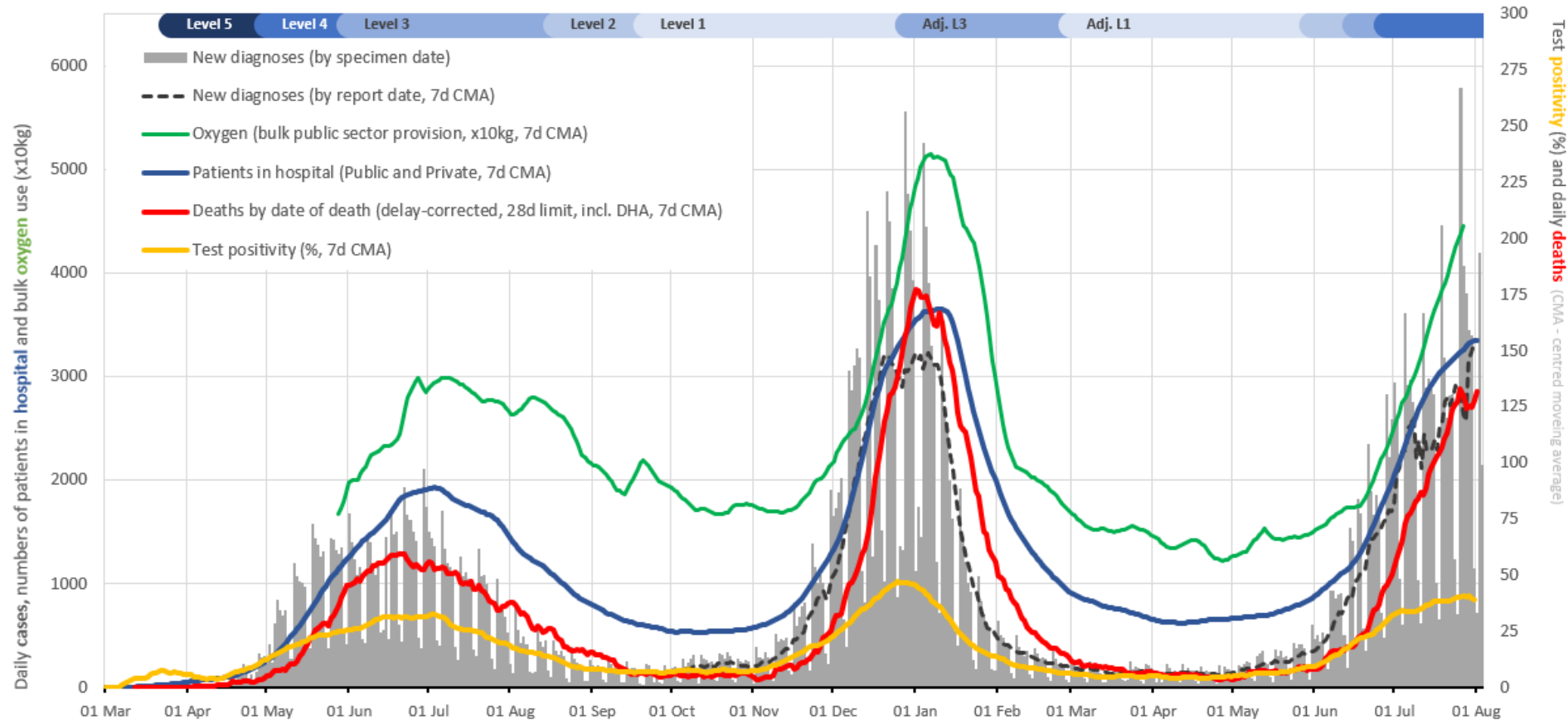
# Overview

---

1. Surveillance & Response Update
2. Expectations for the 3<sup>rd</sup> wave
3. The triggered third wave response
4. Vaccine Implementation update
5. Conclusions

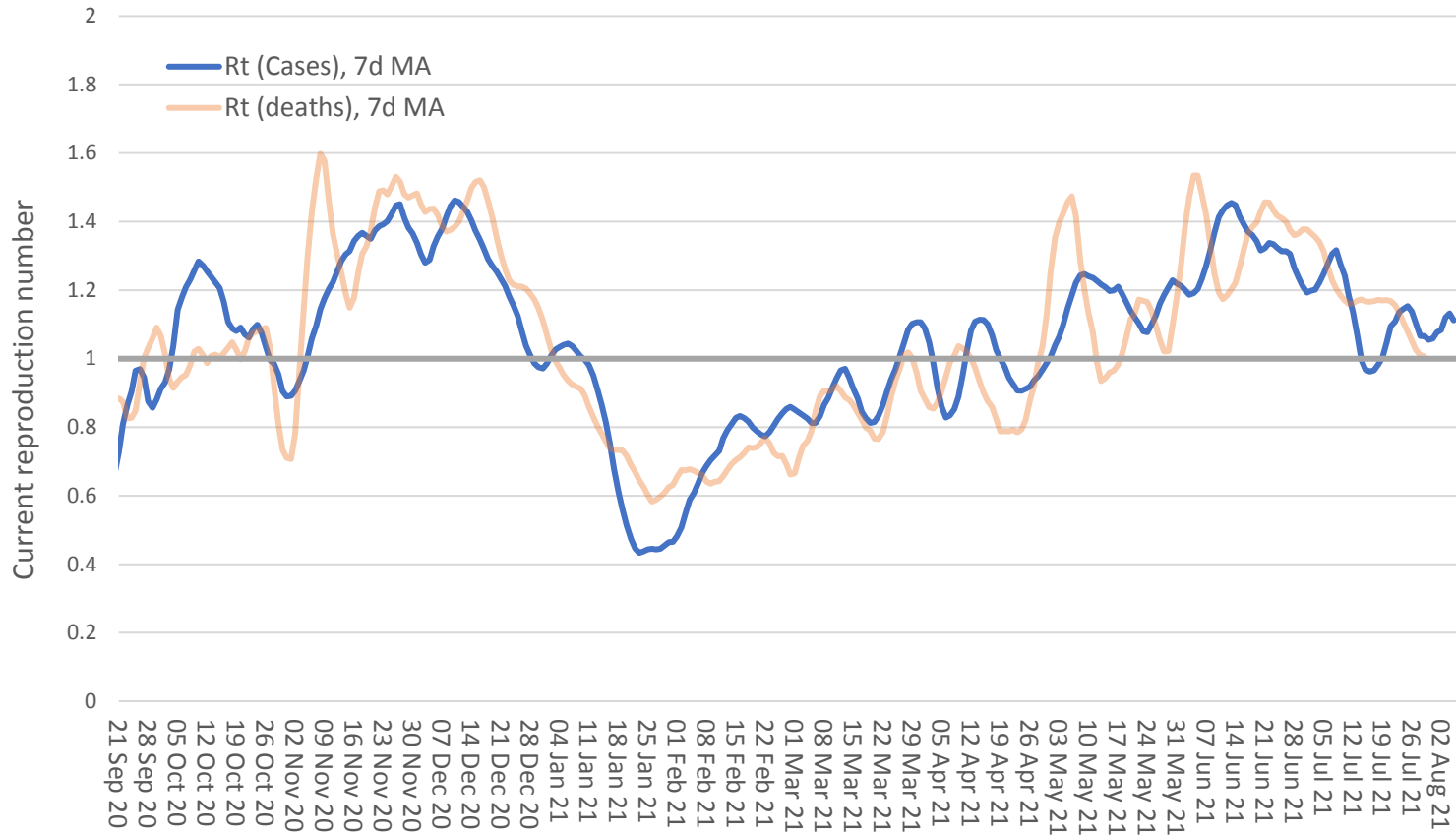
# Surveillance & Response Update

# Integrated testing, case, hospitalisation and mortality trends



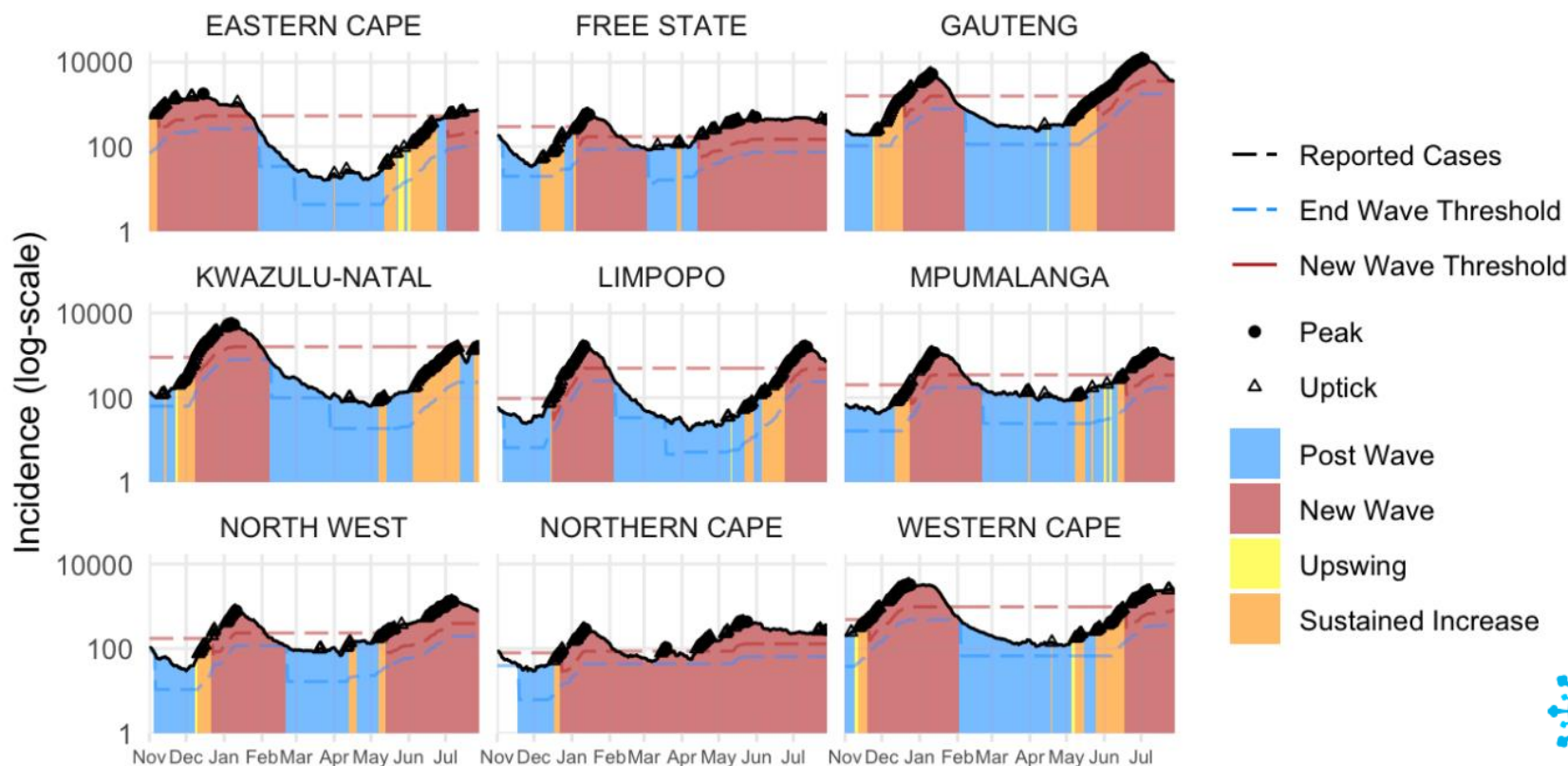
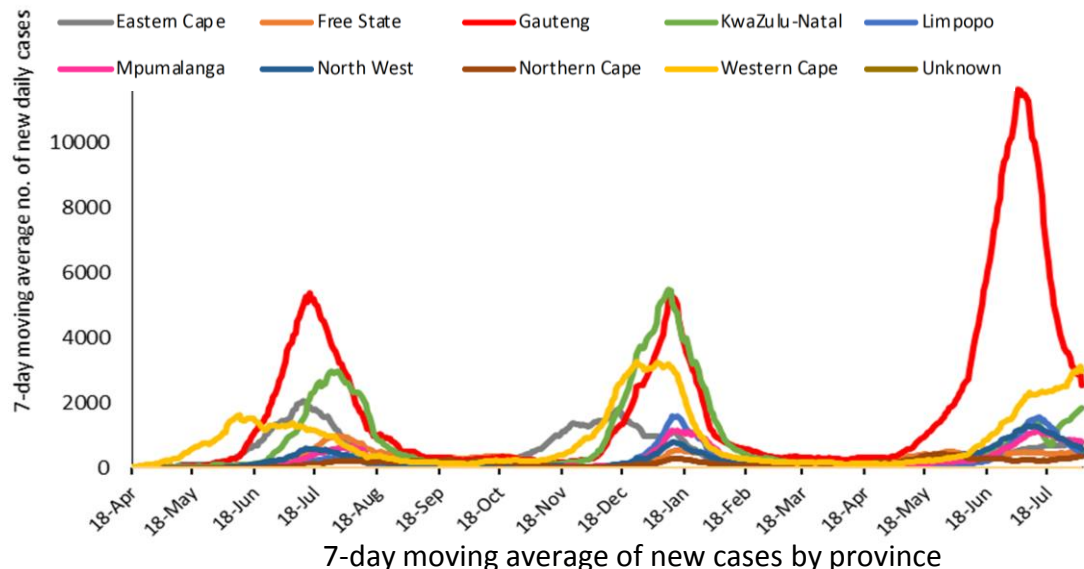
# Current reproduction number (Western Cape)

Reproduction number based on cases currently ~1.1



# National trends

- Gauteng: Decreases continue but not as steeply.
- Western Cape has as many new daily cases as Gauteng.





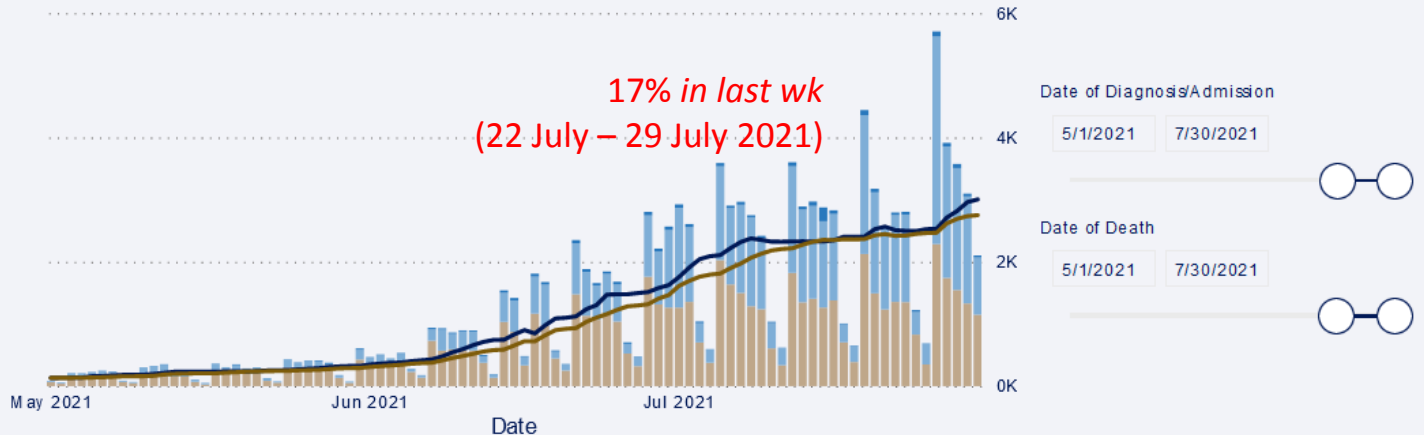
## Provincial Resurgence Overview

No. of Cases, 7 Day Moving Average and 14 Day Moving Average by Date and Sector

Sector ● Private/Other ● Public ● Unknown — 7 Day Moving Average — 14 Day Moving Average

Select District, Subdistrict:

- ✓ ☐ Cape Winelands
- ✓ ☐ Central Karoo
- ✓ ☐ City of Cape Town
  - ☐ Eastern
  - ☐ Khayelitsha
  - ☐ Klipfontein
  - ☐ Mitchells Plain
  - ☐ Northern
  - ☐ Southern
  - ☐ Tygerberg
  - ☐ Western
- ✓ ☐ Garden Route
- ✓ ☐ Overberg
- ✓ ☐ West Coast



Proportion Positive and Overall Positivity by Date and Sector (\*Provincial Only)

Sector ● Private/Other ● Public — Overall Positivity



No. of New Admissions and 7 Day MA by Date and Sector

Sector ● Private ● Public — 7 Day MA



No. of Deaths and 7 Day MA by Date and Sector

Sector ● Private/Other ● Public — 7 Day MA

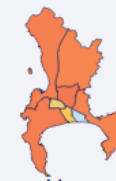


## Provincial Overview

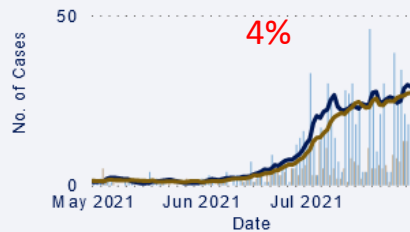
- Case numbers are increasing slightly again now, after a plateau.
- The **proportion positive** remains high at an average of 41.5%.
- We are currently seeing an **average of 3004 new diagnoses** each day. Admissions are at **339 new admissions per day**. Deaths have increased, with around **108 deaths each day**.



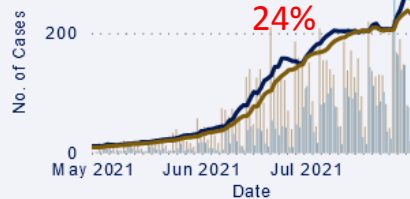
## Metro Resurgence Overview



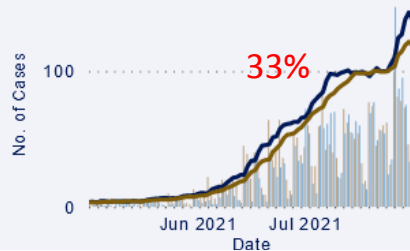
### Khayelitsha



### Eastern

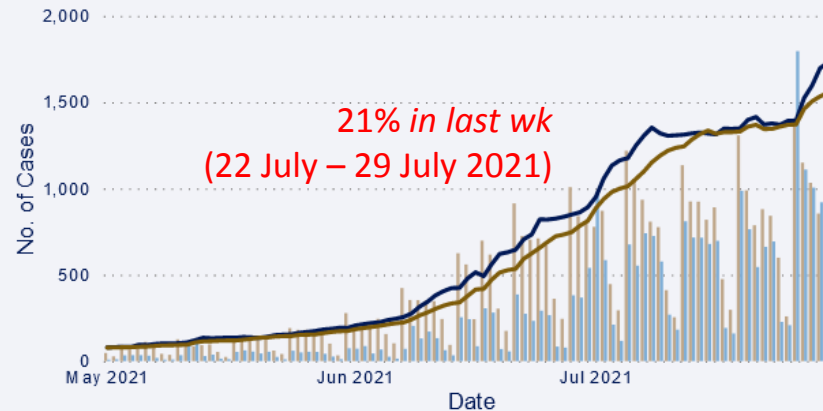


### Klipfontein

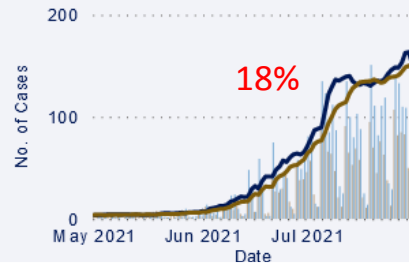


### Metro Overview: No. of Cases with 7 and 14 Day MA by Date and by sector

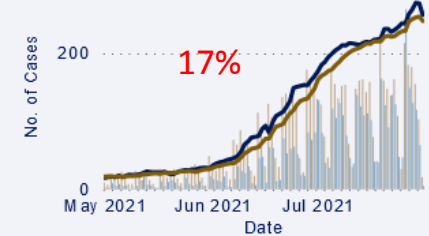
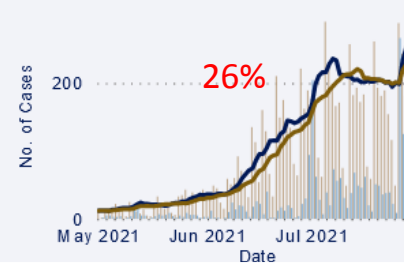
Sector Private/Other Public 7 Day Moving Average 14 Day Moving Average



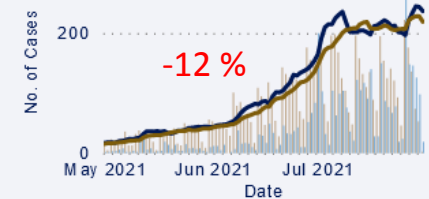
### Mitchells Plain



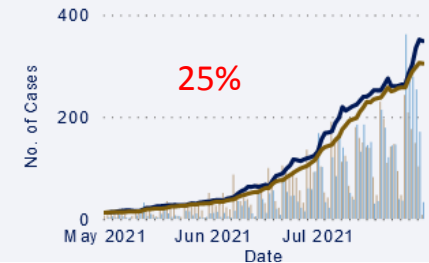
### Northern



### Western



### Tygerberg



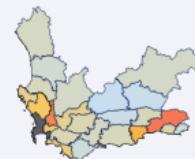
## Metro Overview

- Overall, there is a **21% week on week increase** in daily new cases in the **Metro**.
- Most sub-districts are seeing an increase in case numbers after a plateau. As indicated previously, the plateau in cases was likely artificial as there was decreased testing and capturing of test results during the period of taxi violence.

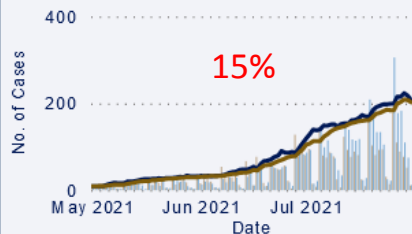




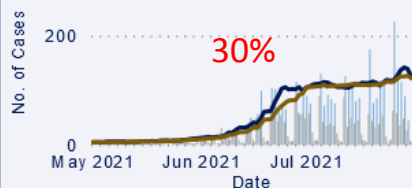
## Rural Resurgence Overview



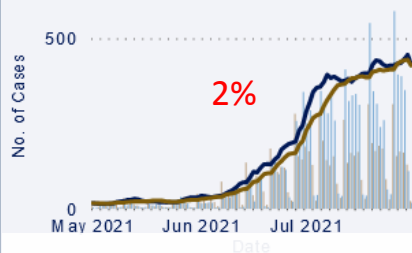
### West Coast



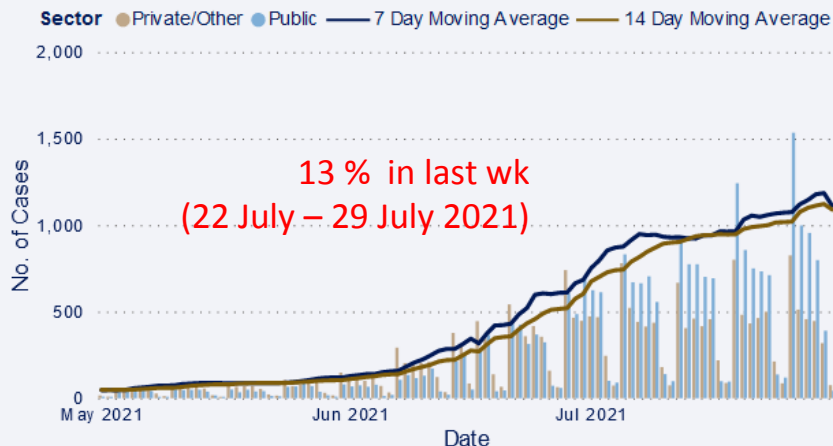
### Overberg



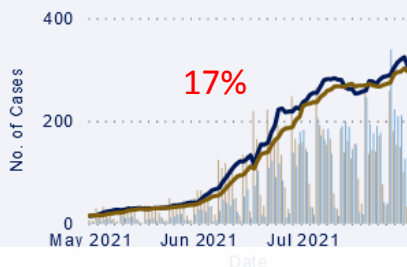
### Garden Route



### Rural Overview: No. of Cases with 7 and 14 Day MA by Date and by sector



### Cape Winelands



### Central Karoo



### No. of Cases by Rural Subdistrict

District	Subdistrict	No. of Cases
Garden Route	George	7,687
Cape Winelands	Drakenstein	6,862
Garden Route	Mossel Bay	4,719
West Coast	Swartland	3,211
Cape Winelands	Stellenbosch	3,049
Overberg	Overstrand	2,705
West Coast	Saldanha Bay	2,247
Cape Winelands	Breede Valley	2,221
Garden Route	Knysna	1,693
Cape Winelands	Langeberg	1,470
Overberg	Theewaterskloof	1,373
Garden Route	Oudtshoorn	1,285
Garden Route	Hessequa	1,223
West Coast	Bergervier	1,200
Overberg	Swellendam	1,099
West Coast	Matzikama	1,077
Cape Winelands	Witzenberg	968
Central Karoo	Beaufort West	934
West Coast	Cederberg	751
Overberg	Cape Agulhas	599
Garden Route	Bitou	572
Garden Route	Kannaland	384
Central Karoo	Prince Albert	195
Central Karoo	Laingsburg	98

Total

47,622

## Rural Overview

- A similar small increase in case numbers is being seen in the rural districts.
- The exception is Central Karoo, which continues to have a high percent increase in case numbers, although the absolute numbers there are small. Percent increases in Overberg are also large.

## Active Cases Resurgence Monitor



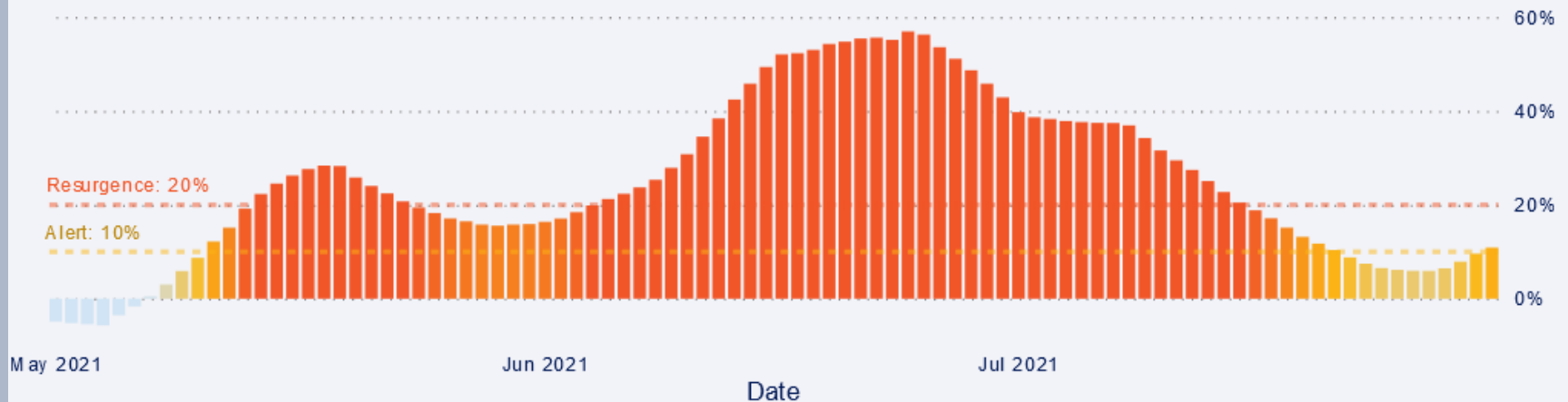
Health Impact Assessment  
WC Department of Health

Last Updated:

8/1/2021 1:02:29 PM

### % difference in 7 Day MA Active Cases by Date

% difference in 7 Day MA Active Cas 0.00% 10.00% 20.00%



### Active Cases, Average Last 7 days Active Cases and Average Last 14 days Active Cases by Date

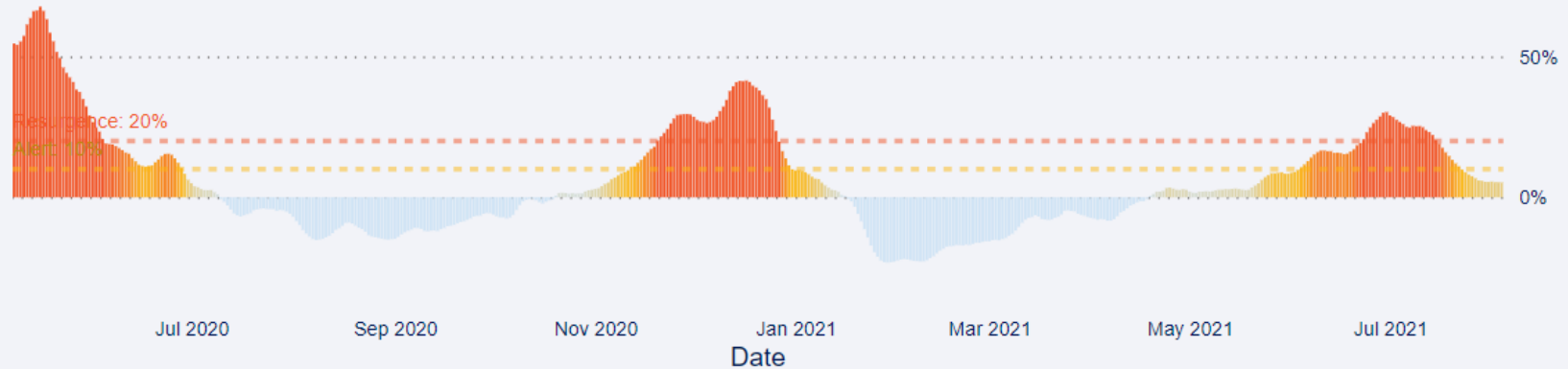
● Active Cases ● Average Last 7 days Active Cases ● Average Last 14 days Active Cases



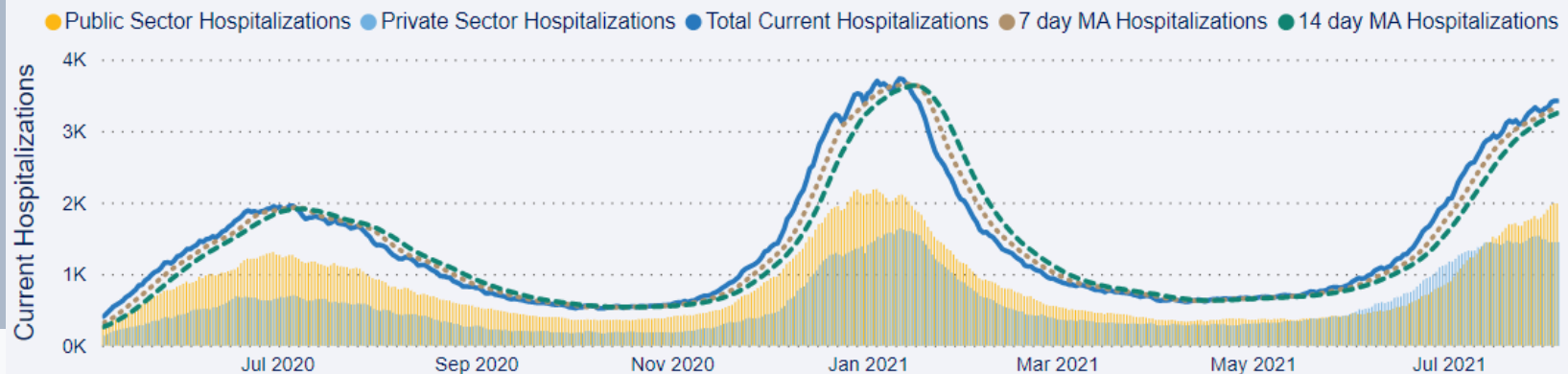
There are currently **39 278** active infectious cases.  
This is **4 218** more active cases (12%) in the last week.

## % difference in 7 Day MA Current Hospitalizations and Average Last 7 days Hospitalizations by Date

% difference in 7 Day MA Current Hospitalizations 0.00% 10.00% 20.00%



## Public Sector Hospitalizations, Private Sector Hospitalizations, Total Current Hospitalizations, 7 day MA Hospitalizations and 14 day MA Hospitalizations by Date



Currently  
admitted  
patients

- Hospitalisations continue to increase in the public sector, but the percent increases are smaller. The private sector hospitalisations seem to have reached a plateau. Increases in admissions will not be seen once hospitals are at capacity.
- **Currently 3 654 patients are admitted with COVID-19.**

# 4 August 2021

## Surveillance Huddle Notes



- Notable increased pressure on hospital capacity
- Remain in the phase of widespread community transmission and mitigation.
- Household, workplace and LTCF / congregate residential clusters.

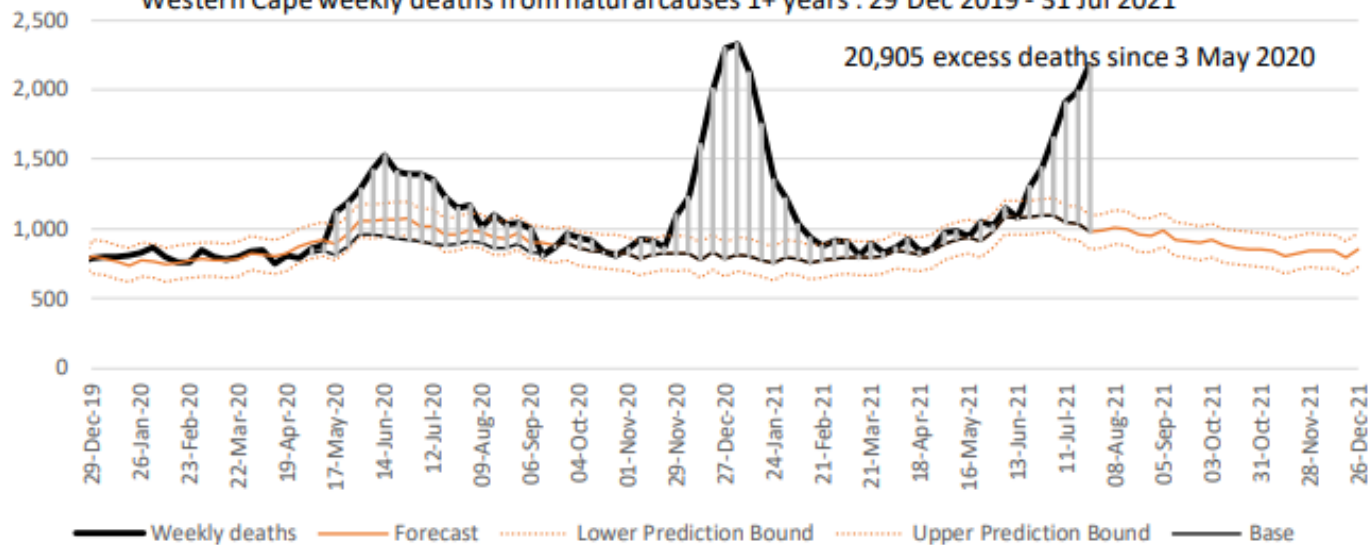
### Metro

KMPSS	<ul style="list-style-type: none"><li>• Positivity rate in Mitchells Plain 48%, Klipfontein 35%</li><li>• 20 deaths MPH this weekend, third ward opened in MP Hospital of Hope</li><li>• Household clusters mostly</li></ul>
SWSS	<ul style="list-style-type: none"><li>• Big increase in cases this week</li><li>• Clusters in homeless shelter</li><li>• Advice often sought by schools</li></ul>

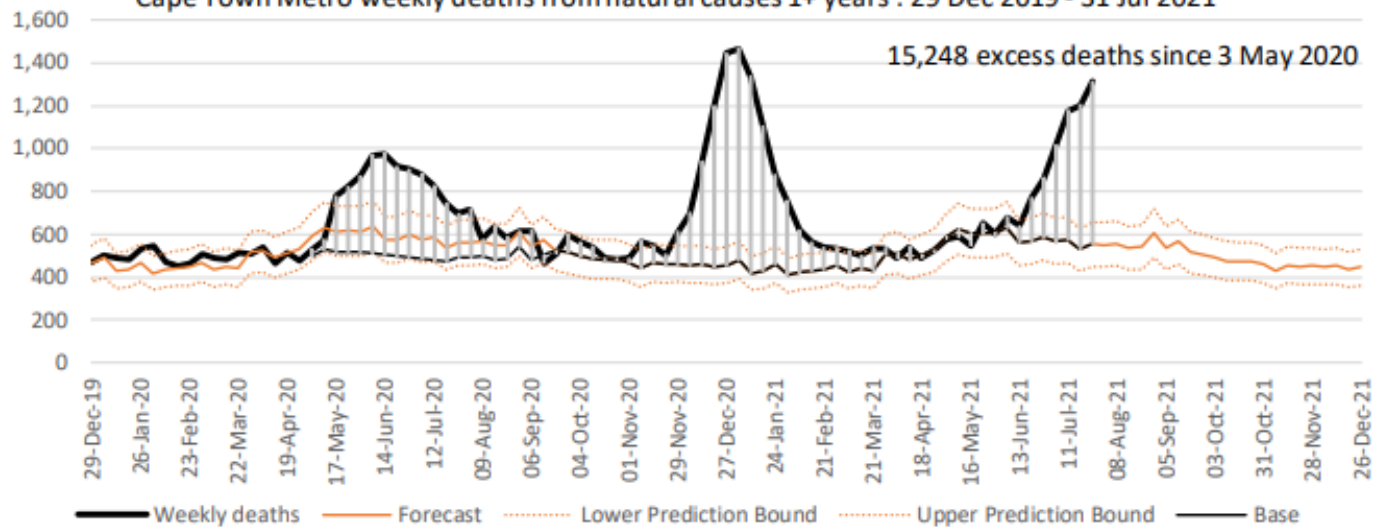
### Rural

Cape Winelands	<ul style="list-style-type: none"><li>• Several workplace clusters</li><li>• Oxygen use and case load increased during the previous week</li><li>• Q&amp;I facilities increased case load</li><li>• Vaccination on going depending on vaccine availability. Outreaches to farms</li></ul>
Central Karoo	<ul style="list-style-type: none"><li>• Lots of family clusters</li><li>• Old Age Home in Prince Albert (still new cases every week)</li><li>• SAPS in Beaufort West</li><li>• Beaufort West Municipality, Central Karoo District Municipality</li><li>• Preparatory School in Beaufort West</li><li>• Large number of school children that tested positive over the district</li><li>• Farm clusters in Beaufort West area</li></ul>
Garden Route	<ul style="list-style-type: none"><li>• Hessequa most problematic with 114 new cases yesterday. Multiple towns in Hessequa contributing to case load</li></ul>
Overberg	<ul style="list-style-type: none"><li>• Mostly school and work clusters</li><li>• Issues with adherence with social distancing as well as isolation</li><li>• ECs busy over weekend – alcohol cases featured</li></ul>
West Coast	<ul style="list-style-type: none"><li>• Screened 73 people Matzikamma with potential outbreak</li><li>• Hospitals busy</li><li>• O2 use stable</li><li>• Appeal for continued communication on isolation and quarantine – failure to I&amp;Q suspected to be major contributor for high case load</li></ul>

Western Cape weekly deaths from natural causes 1+ years : 29 Dec 2019 - 31 Jul 2021



Cape Town Metro weekly deaths from natural causes 1+ years : 29 Dec 2019 - 31 Jul 2021



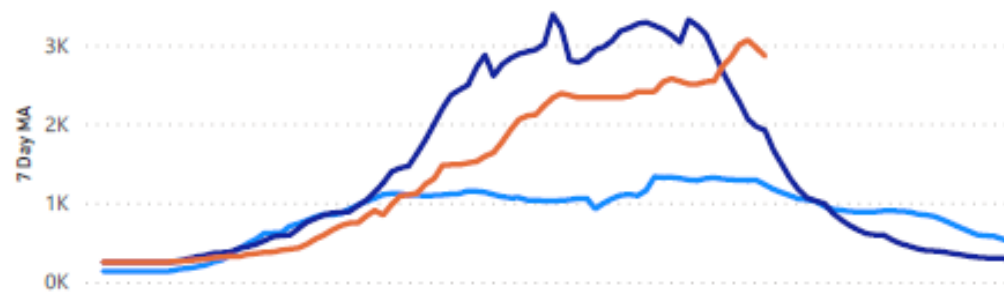
Excess deaths continue to increase in the province – above the upper bound of expected deaths for 6 weeks

# Comparing the waves

- 3rd wave approaching peak of 2<sup>nd</sup> wave now
- Peak incidence similar to 2<sup>nd</sup> wave in:  
**Metro:** Northern, Klipfontein, Mitchells Plain, Tygerberg  
**Rural:** Garden Route, West Coast, Central Karoo

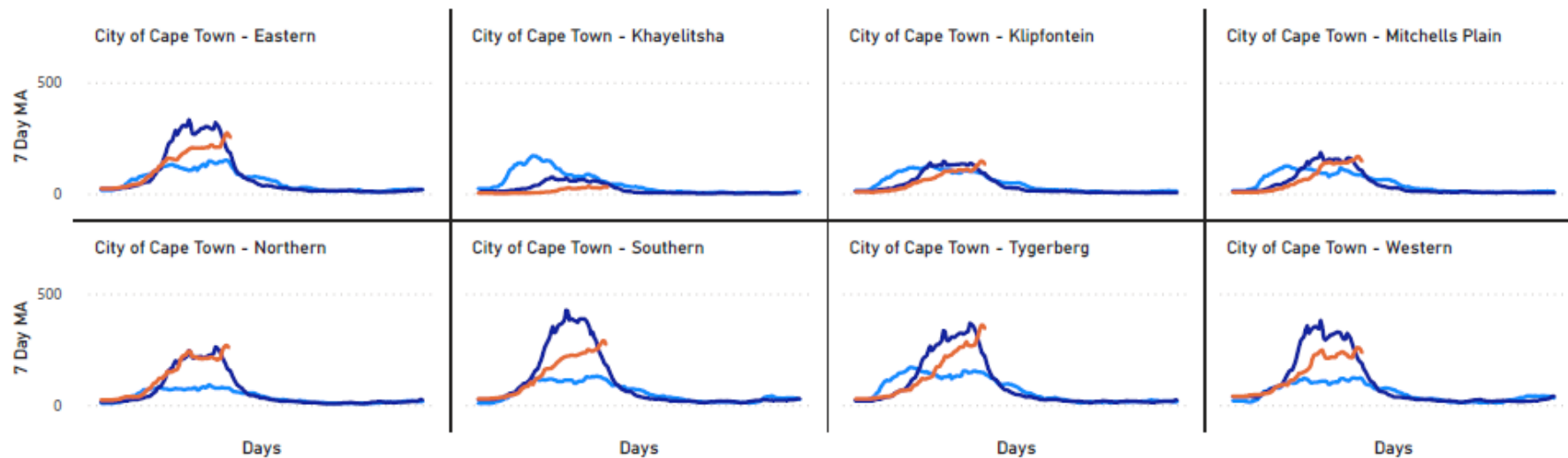
7 Day Moving Average - WESTERN CAPE

Wave ● Wave 1 ● Wave 2 ● Wave 3



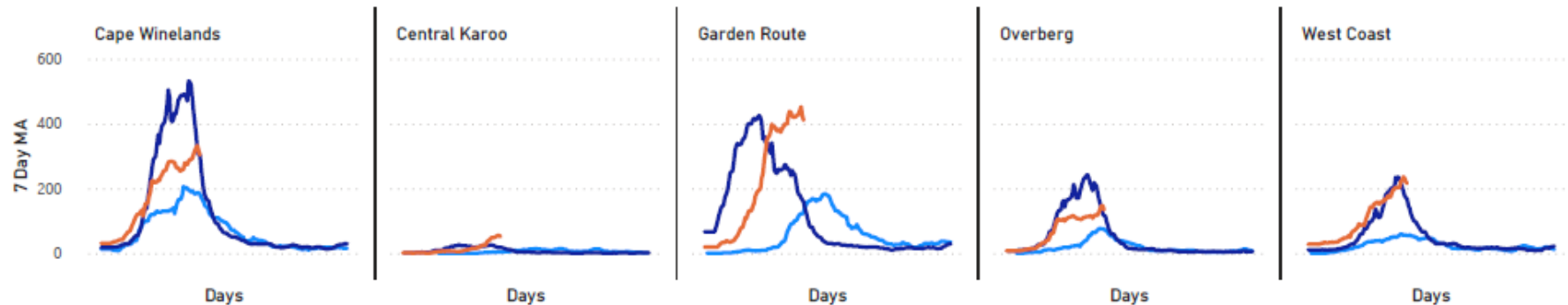
7 Day Moving Average - WESTERN CAPE

Wave ● Wave 1 ● Wave 2 ● Wave 3



7 Day Moving Average - WESTERN CAPE

Wave ● Wave 1 ● Wave 2 ● Wave 3



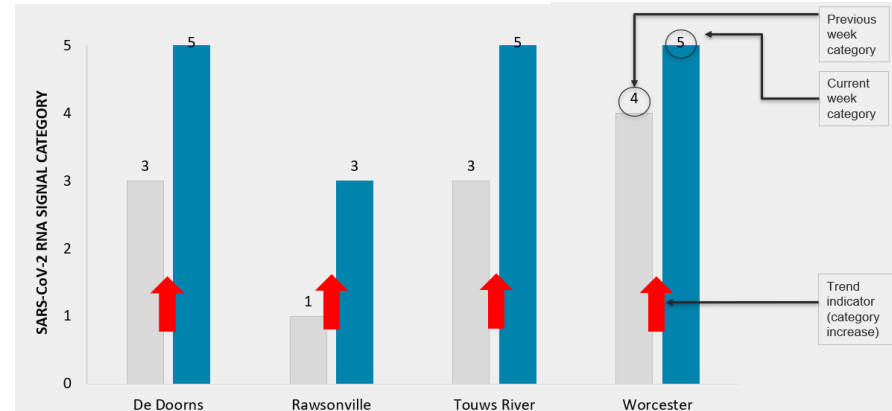
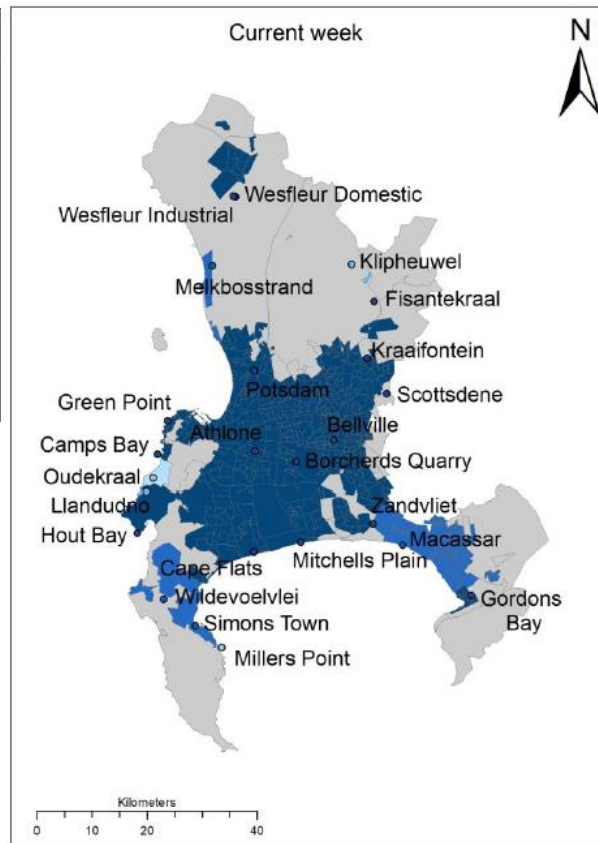
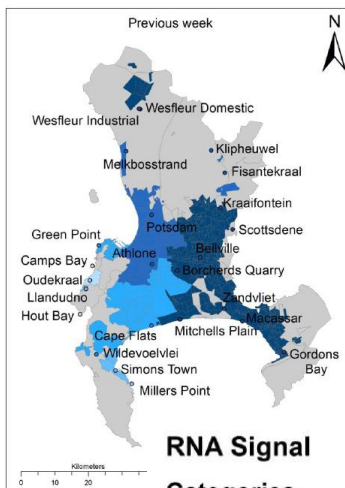


# Triangulating with wastewater

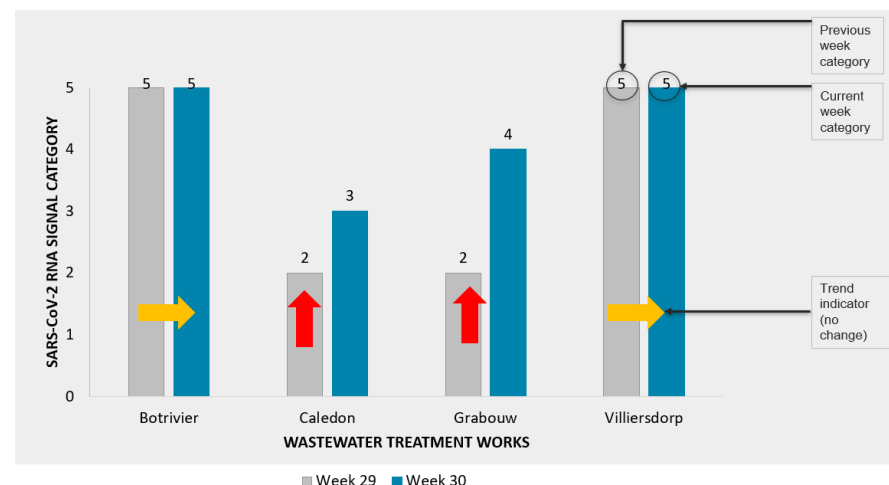
## SAMRC COVID- 19 AND WASTEWATER EARLY WARNING SYSTEM

WEEK 30  
2021

### Cape Town Metro, Breede Valley AND Overberg



**Breede Valley: SARS-CoV-2 ↑ at all treatment plants; Now in category 5 at De Doorns, Touwsriver, Worcester**



**Theewaterskloof: ↑ at Caledon & Grabouw Botrivier & Villiersdorp remain in category 5;**

**CT Metro:**  
**SARS-CoV-2 in category 5 at 65% of treatment plants (vs 45% in previous week)**

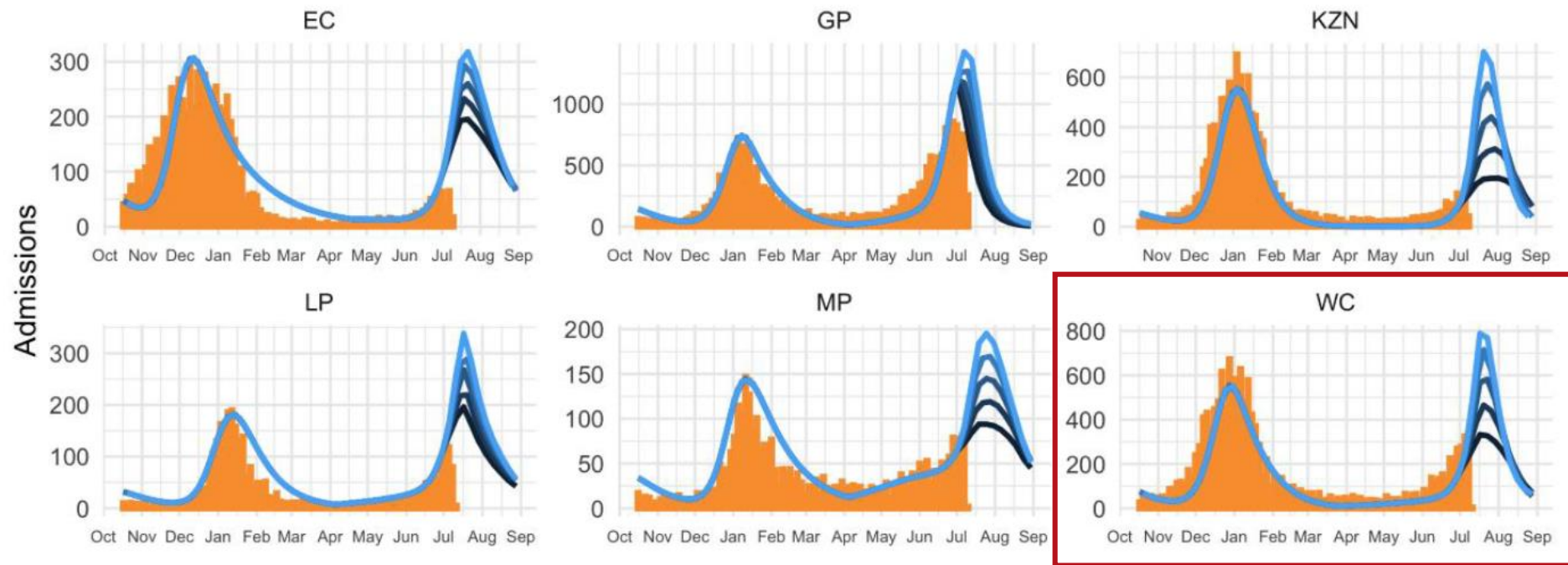
**↑ SARS-CoV-2 at 7/24 treatment plants**

# Expectations for the Third Wave



# SA COVID-19 Modelling consortium scenarios for new admissions

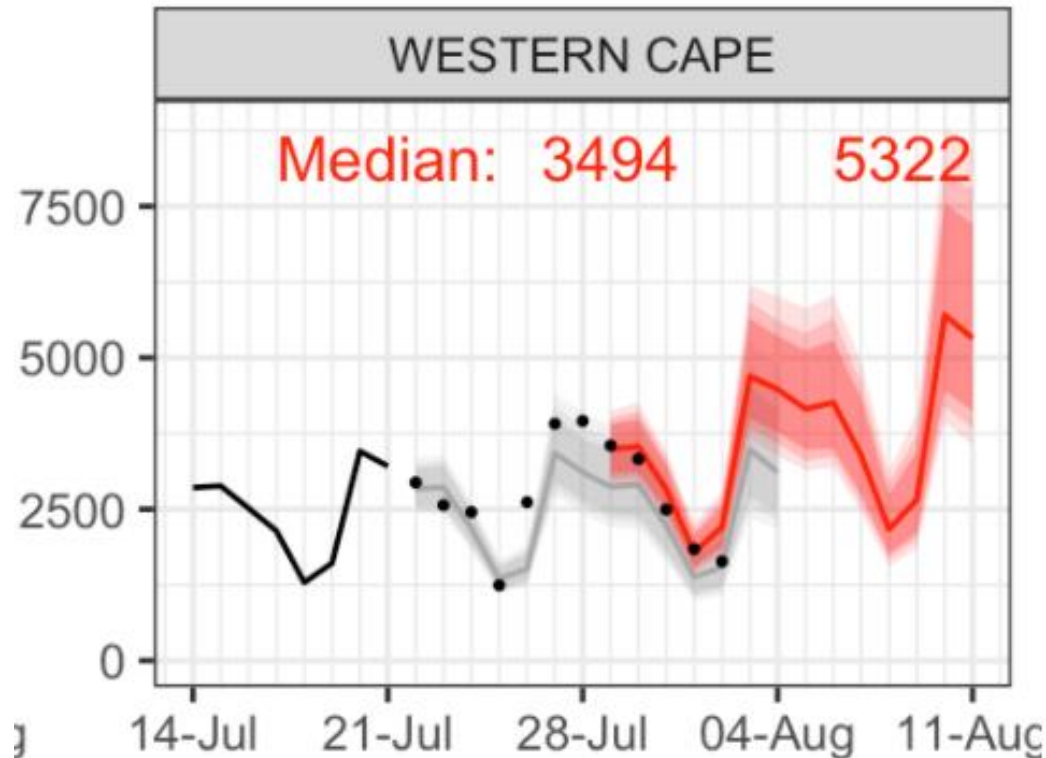
- Orange bars represent actual admissions (2<sup>nd</sup> wave and current);  
Blue curves are model projections for different speed and strength of NPI response
- Third wave in WC could peak with similar or fewer admissions than 2<sup>nd</sup> wave
  - Expected timing of peak: mid-July to early August



Response  
Fast, strong  Slow, weak

## Short term predictions from SACMC – new cases

Due to higher-than-expected reported cases last week, model is forecasting further increase in numbers of cases for the next week, but this may be artificially inflated as some of the cases reported last week were from the last few weeks.



Black line:  
previous cases

Grey line:  
forecast for this week

Dots:  
actual cases

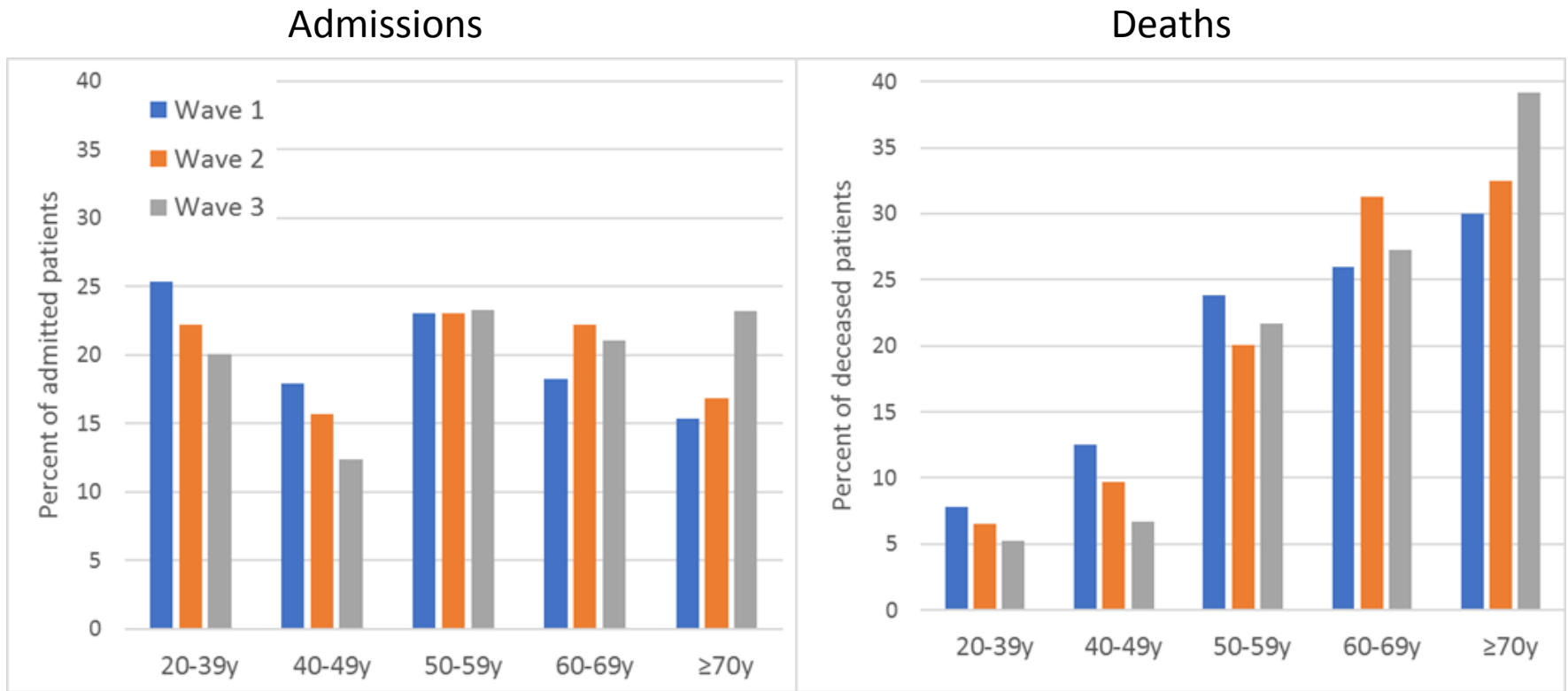
Red line:  
Prediction for next week

## Probability that provinces in 3<sup>rd</sup> wave have passed peak by 2 August 2021

Province	Probability (%)
Eastern Cape	45
Free State	70
KwaZulu-Natal	26
Limpopo	91
Mpumalanga	70
North West	96
Northern Cape	7
Western Cape	27

Due to higher cases than expected last week, the probability that the WC has passed the peak has dropped to 27% (previously 42%) due to higher-than-expected case numbers last week.

# Comparison of proportion of cases and admissions in different age groups by wave



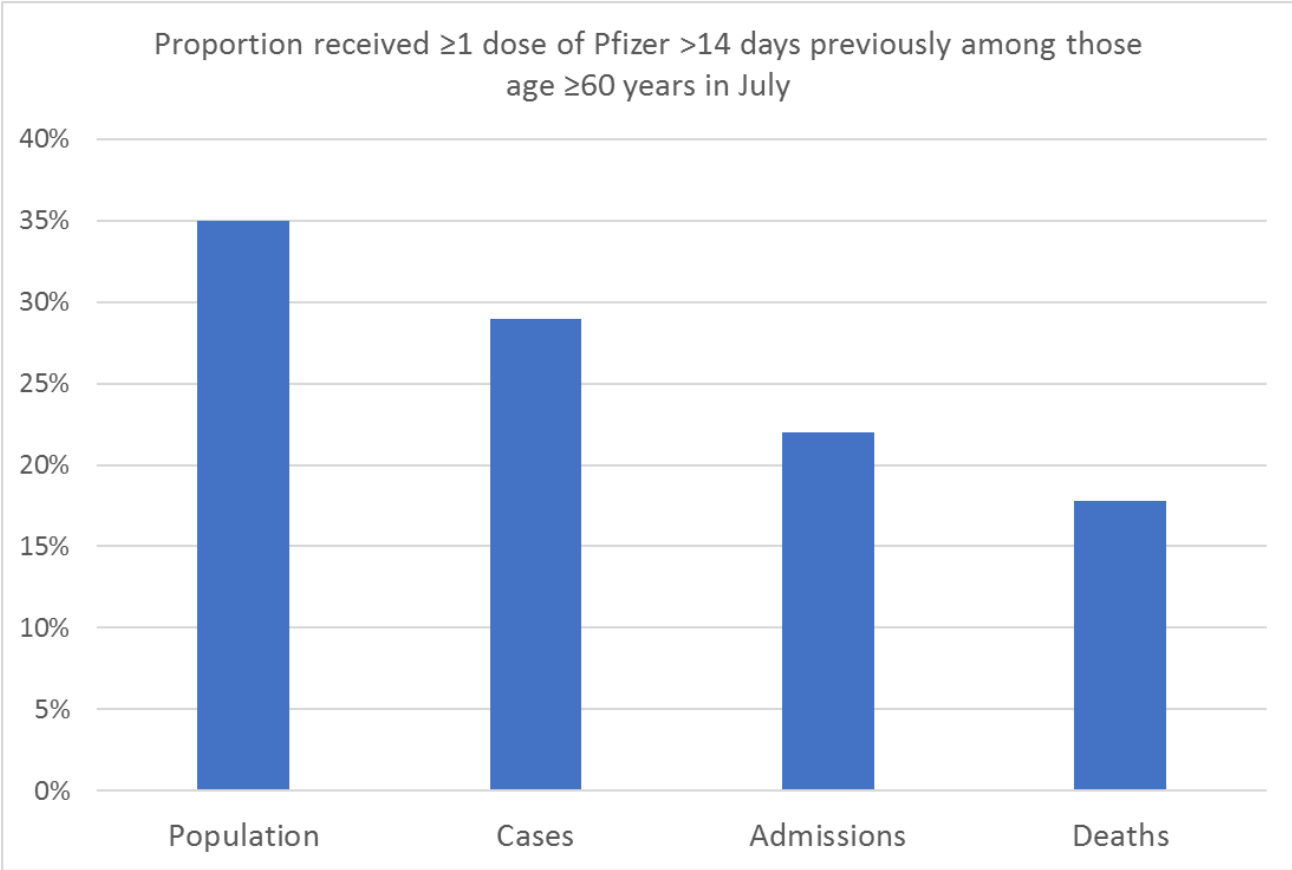
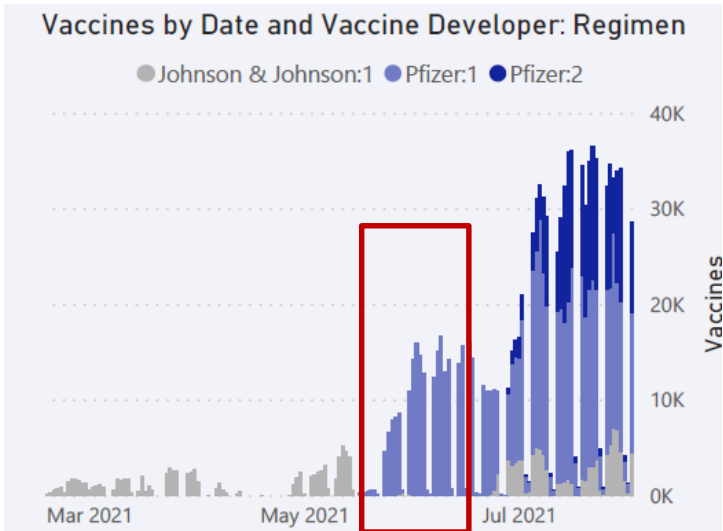
No evidence that we are seeing younger people admitted or deceased in this wave vs previous ones.

# Any impact of vaccines?

Only 35% of those  $\geq 60y$  were more than 2 weeks beyond their first Pfizer dose (red block) so don't expect to see much impact.

We do see a trend towards fewer vaccinated people with increasing disease severity compared to the general population.











Note: Not account for differences between vaccinated and unvaccinated which may also impact disease severity.



# The triggered Third Wave Response

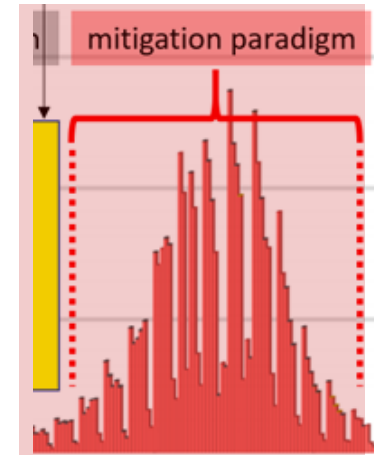
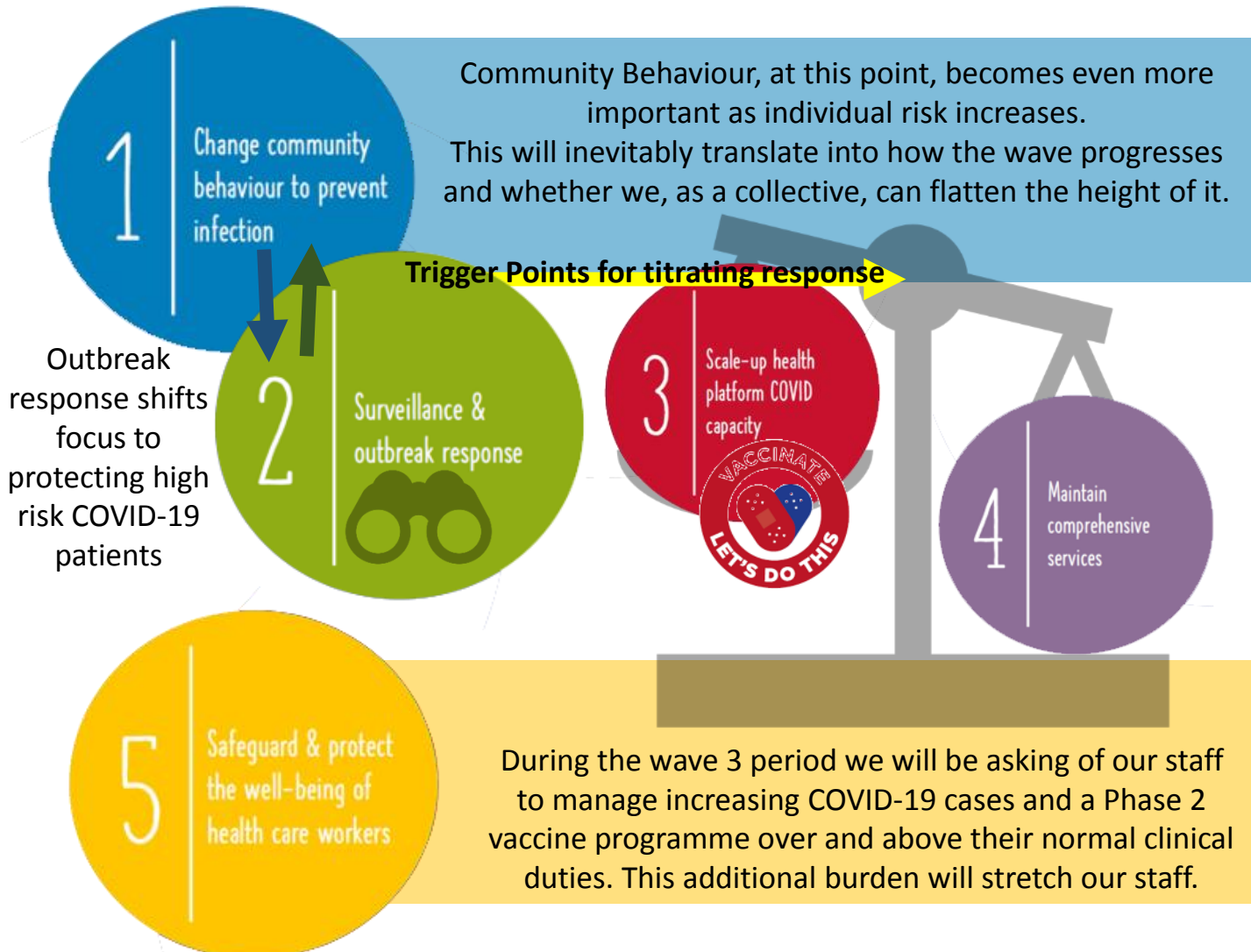
# Western Cape 3<sup>rd</sup> wave advisory

**Principle:** Transparent pre-defined triggers for whole of society response to reduce transmission and prepare health services. **Note: Metrics in bold met**

Indicator	Example of Resurgence Metric	
First warning: ↑ health service demand in 14-21d	  	<p>Large ↑ daily cases (increase for ≥ 1 week of ≥ 20%)</p> <p>Overall test positivity &gt;7% for ≥1 week</p> <p>&gt;15% of hospitals have &gt;10% of beds occupied by COVID-19 patients</p> <p>&gt;50% ↑ in pre-COVID-19 hospital O<sub>2</sub> use</p>
Second warning: ↑ health service demand in 7-14d	  	<p>Overall test positivity 10-15% for ≥1 week</p> <p>&gt;15% week-on-week increase in 7dma of current admissions</p> <p>&gt;40% of hospitals have &gt;10% of beds occupied by COVID-19 patients</p> <p>&gt;75% ↑ in pre-COVID-19 hospital O<sub>2</sub> use</p>
Third warning: ↑ health service demand in 2-7d	 	<p>&gt;20% week-on-week increase in 7dma of current admissions (<b>30.8% ↓ to 5.2%</b>)</p> <p>&gt;50% of hospitals have &gt;20% of beds occupied by COVID-19 patients (<b>75%</b>)</p> <p>&gt;50% of high care, intensive care &amp; HFNO<sub>2</sub> COVID-19 beds occupied (<b>113%</b>)</p> <p>&gt;100% ↑ in pre-COVID-19 hospital O<sub>2</sub> use (<b>currently at 44T/day or &gt;100%</b>)</p>
Health service capacity threatened	 	<p>&gt;2800 current COVID-19 inpatients (currently at 3654 admissions)</p> <p>Note: This is across both public and private sector.</p> <p>&gt;80% of high care, intensive care &amp; HFNO<sub>2</sub> COVID-19 beds occupied (<b>113%</b>)</p> <p>&gt;200% ↑ in pre-COVID-19 hospital O<sub>2</sub> use (currently at 44T/day or &gt;200%)</p>

# In the midst of the Mitigation Paradigm

5 POINT COVID  
CONTAINMENT  
STRATEGY



Note: Trigger Points are actively monitored in order to titrate the response to the COVID-19 wave and achieve balance for COVID-19 and comprehensive service capacity.



# Acute service platform – current picture

1. Currently **3 654 COVID patients** in our acute hospitals (**2 021** in **public** hospitals & **1 633**) in **private** hospitals). This **excludes PUIs** and **cases in specialised hospital** settings.
2. The **Metro hospitals** have an average **occupancy rate** of **97%**; **George** drainage area hospitals at **70 %**; **Paarl** drainage area hospitals at **81 %** & **Worcester** drainage area hospitals at **72 %**.
3. **COVID & PUI cases** currently make up **31 %** of all available acute general hospital capacity in both Metro and Rural Regional Hospital drainage areas.
4. **COVID inter-mediate care** – the **Brackengate Hospital of Hope** currently has **295** patients (**5 057** cumulative patients), **Freesia & Ward 99** have **0** patients, **Mitchell Plain Hospital of Hope** has **118** patients (**an additional ward had been opened**) and **Sonstraal** currently has **64** patients.
5. The Metro **mass fatality centre** has capacity for **240 bodies**; currently **41 decedents (cumulative total of 1 777 bodies)** admitted. The overall capacity has been successfully managed across the province.

# Current Public Sector Acute Bed Utilisation per Drainage Area



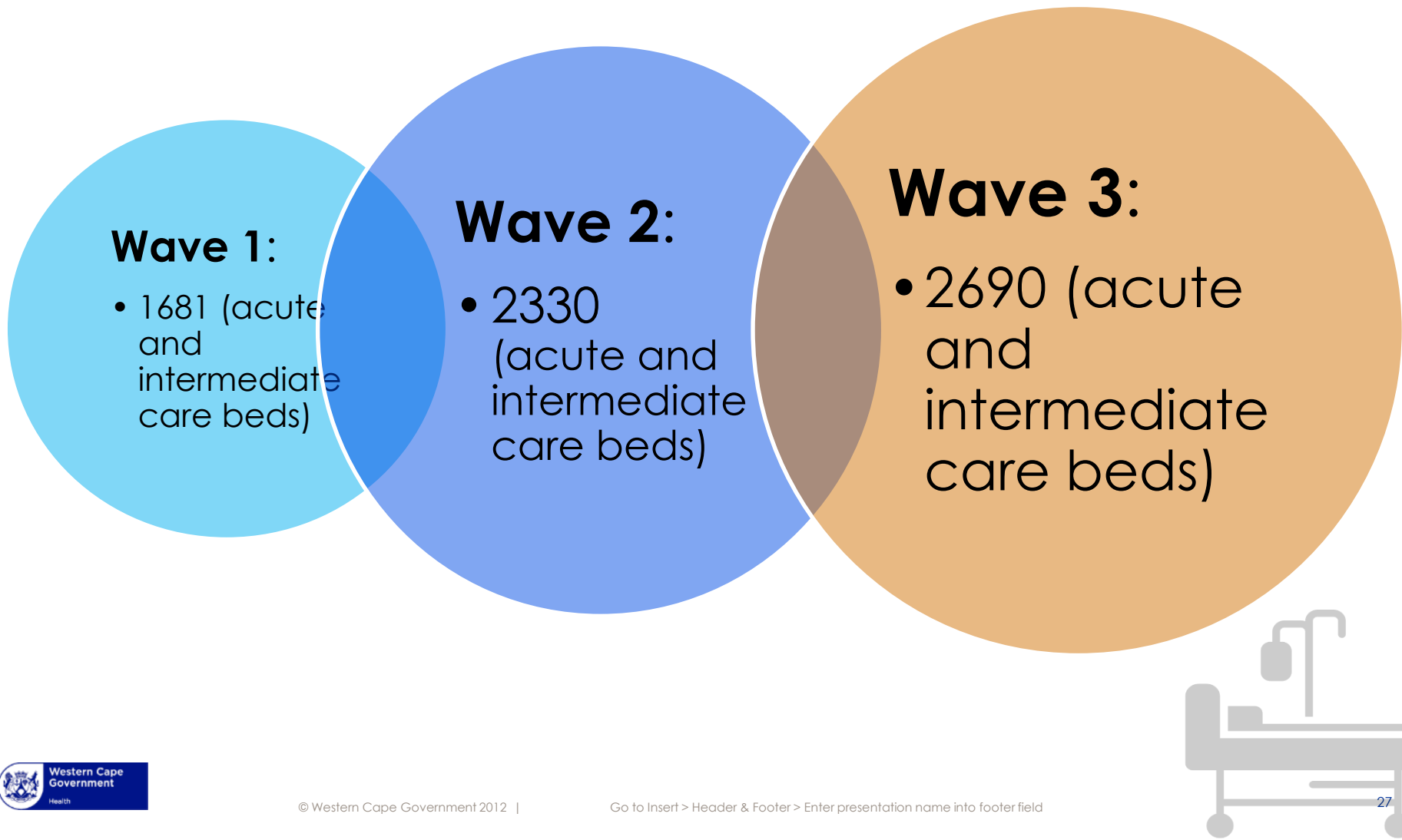
**WCDOH: Daily Operational Bed Status Dashboard as at 04/08/2021**

Drainage Area	Filled Beds				% Covid patients	BUR % for Designated Covid Beds(General Wards)	BUR % for Designated Covid Beds(Critical Care)
	Operational Beds	Beds	BUR %	COVID BUR %			
<b>Cape Town /Metro</b>	<b>5,065</b>	<b>4,909</b>	<b>97%</b>	82%	<b>29%</b>	79%	<b>122%</b>
<b>George</b>	<b>918</b>	<b>646</b>	70%	72%	<b>35%</b>	68%	<b>117%</b>
<b>Paarl</b>	<b>988</b>	<b>798</b>	81%	<b>93%</b>	<b>37%</b>	<b>91%</b>	<b>132%</b>
<b>Worcester</b>	<b>769</b>	<b>550</b>	72%	<b>47%</b>	<b>31%</b>	<b>46%</b>	<b>53%</b>
<b>SubTotal WCDOH</b>	<b>7,740</b>	<b>6,903</b>	<b>89%</b>	77%	<b>31%</b>	75%	<b>113%</b>

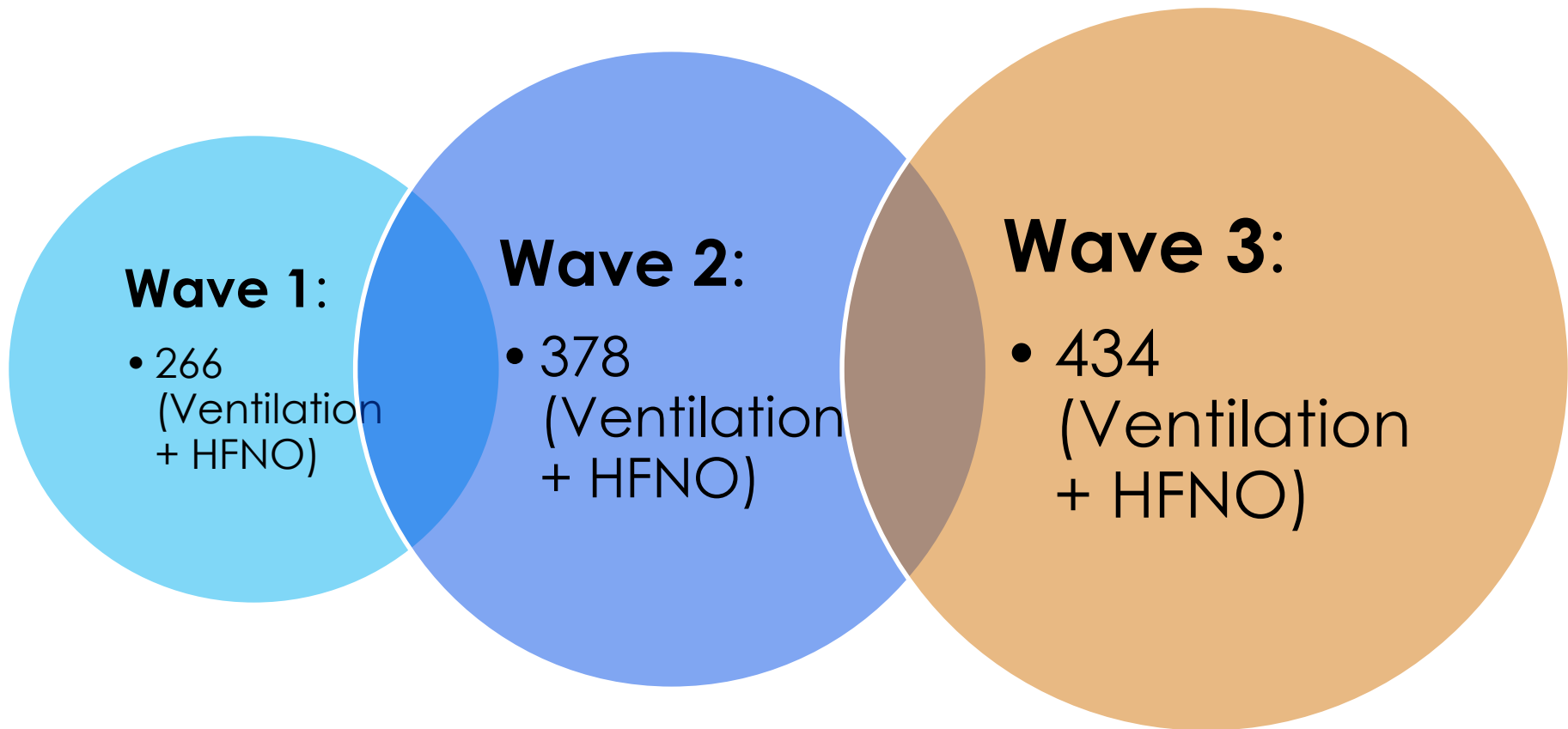
*Excluding Specialised Hospitals e.g. Mowbray Maternity, Psychiatric Hospitals, etc*

**Operational Bed = an inpatient bed available for inpatient use that is staffed and equipped.**

# COVID-19 Bed Capacity (Public Sector)



# Oxygen Delivery Capacity (Public Sector)



# Oxygen utilisation – general comments

---

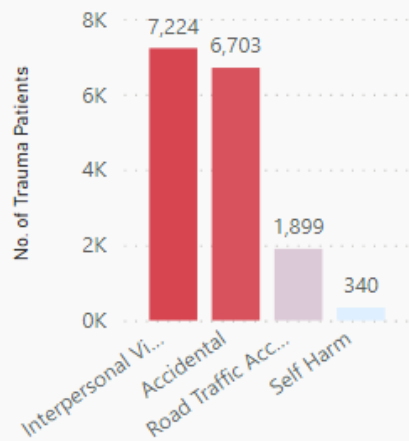
1. The **combined public-private** utilisation is now **73.65 tons/day (98.2 % of the maximal production capacity of 75 tons/day)** at the Afrox Western Cape plant.
2. The **public sector total average bulk oxygen** consumption is **44.6 tons/day** for the 7-day period **ending 30<sup>th</sup> July 2021**.
3. Both **public and private sectors** had successfully addressed **some of the capacity challenges** at facility level in preparation for the 3<sup>rd</sup> wave.
4. We will **continue to monitor the utilisation of oxygen** over the coming weeks and continue **the regular oxygen huddles with Afrox**.
5. In addition to the increased production capacity at the WC plant **around 22 tons of oxygen are being brought into the province by tankers**.

# WC Sentinel Trauma Report

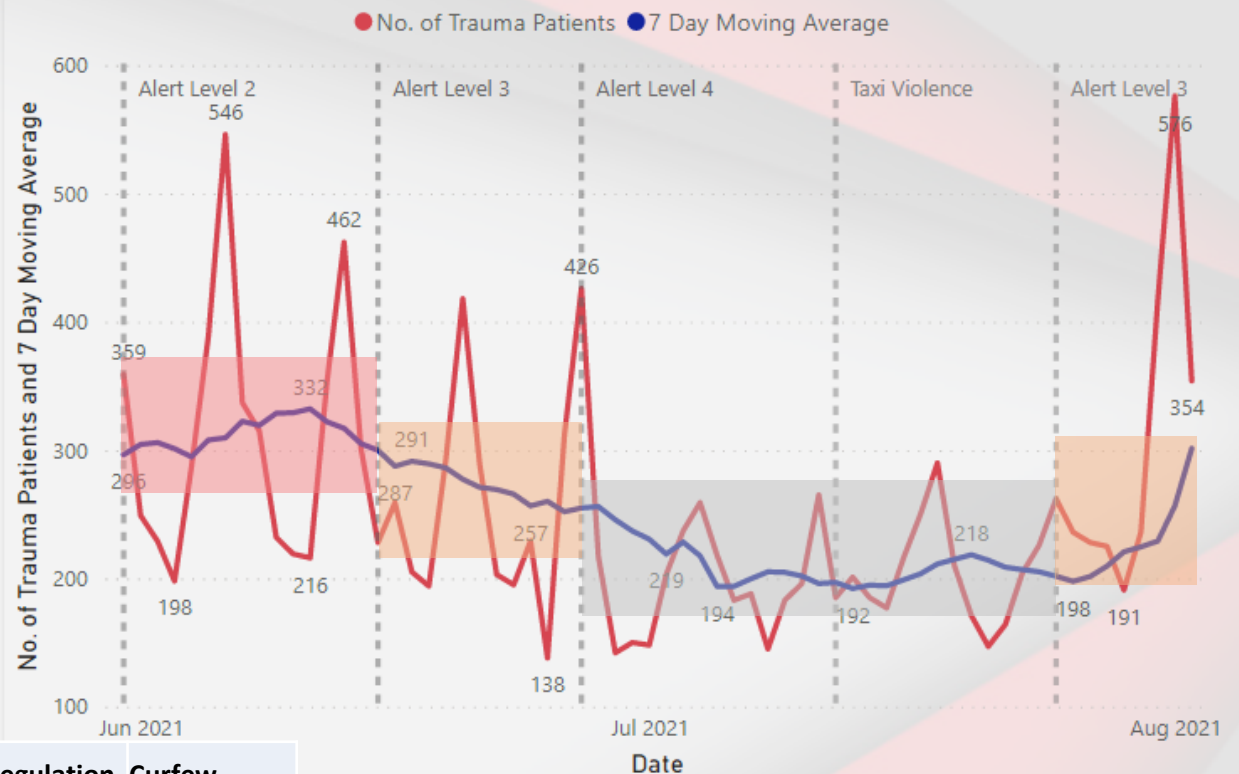
Source: **HEC** **IS**

## Overview of changes in recent trauma presentations (31 May 2021-02 August 2021)

No. of Trauma Patients by Trauma Category



No. of Trauma Patients and 7 Day Moving Average by Date



Date Period	Lockdown Level	Alcohol Regulation	Curfew
31 May -15 June 2021	Alert Level 2	No restrictions	23:00-04:00
16 June -27 June 2021	Adjusted Level 3	Offsite sale restriction Mon-Thurs 10-00-18:00	22:00-04:00
28 June – 25 July 2021	Adjusted Level 4	Complete prohibition of sale	21:00-04:00
25 July 2021	Adjusted Level 3	Offsite sale restriction Mon-Thurs 10-00-18:00	22:00-04:00

During alert level 2, there were no restrictions on alcohol sales. Trauma presentations continued with weekend and start/end of month peaks (despite a stricter curfew relative alert level 1).

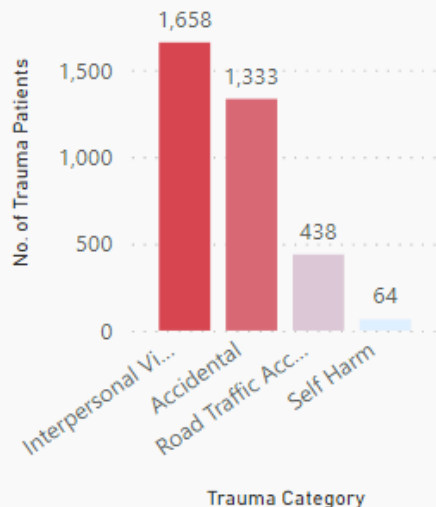
Alert Level 3 introduced some restrictions on alcohol sales and saw a decreasing trend of trauma presentations.

Alert level 4 and a complete prohibition on alcohol sales saw significant declines in trauma presentations from an already reduced baseline.

Recent shift back to Alert Level 3 with a lift on the complete alcohol ban at the end of a month resulted in significant trauma to hospitals

## Overview of changes in recent trauma presentations (19 July 2021-01 August 2021)

No. of Trauma Patients by Trauma Category

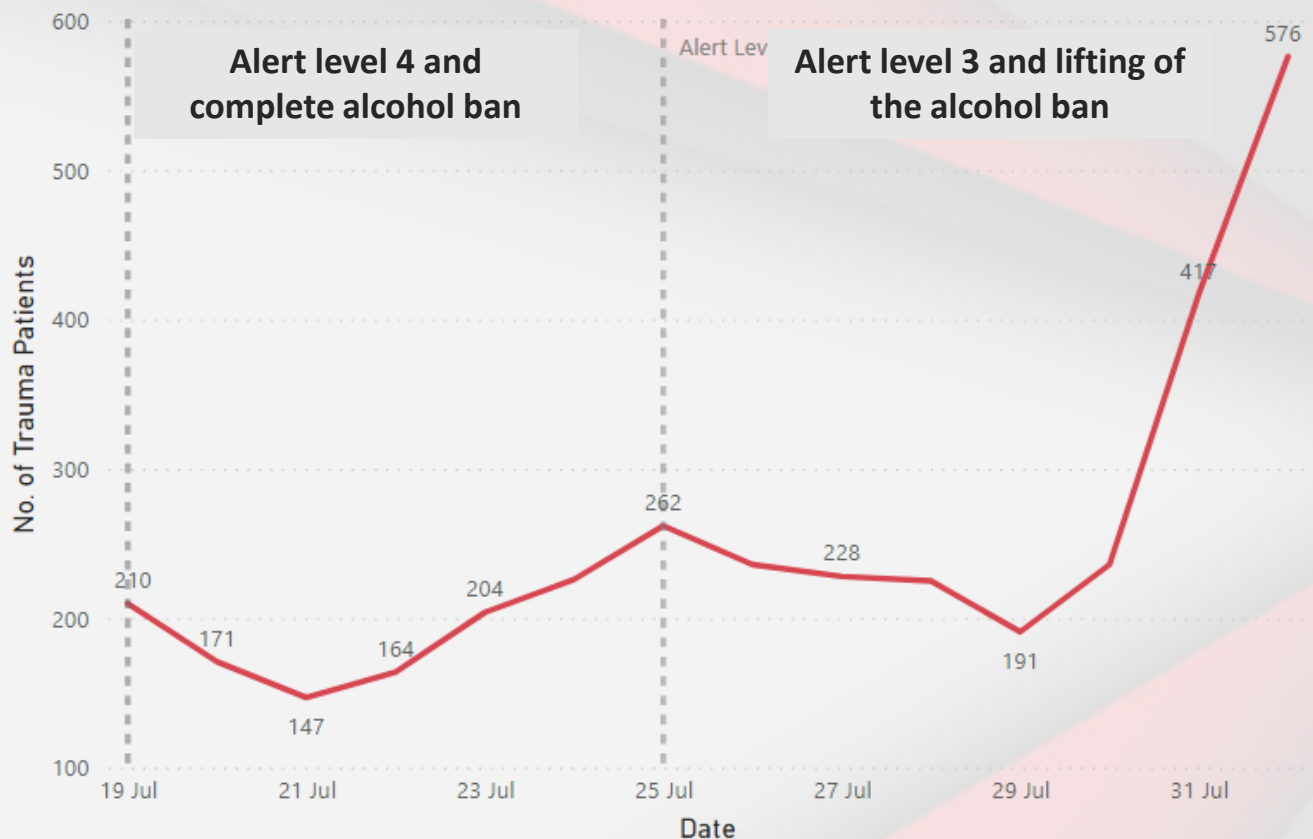


## WC Sentinel Trauma Report

This report shows a sample of 17 hospital emergency centres and their trauma patient numbers over time

Source: **HECITS**  
Health Emergency Centres Information System

No. of Trauma Patients by Date



The change to alert level 3 and the recent lifting of the alcohol ban coinciding with an end of month weekend has resulted in:

- 1.) A week on week increase in trauma presentations increasing by >50% and
- 2.) Weekend on weekend trauma presentations more than doubling

1,384

Total No. of Trauma Patients

488

Weekend Trauma Burden

19-07-2021 to 25-07-2021

+52.4%

+103.5%

2,109

Total No. of Trauma Patients

993

Weekend Trauma Burden

26-07-2021 to 01-08-2021

## Trauma burden in the context of the Wave 3 COVID-19 peak

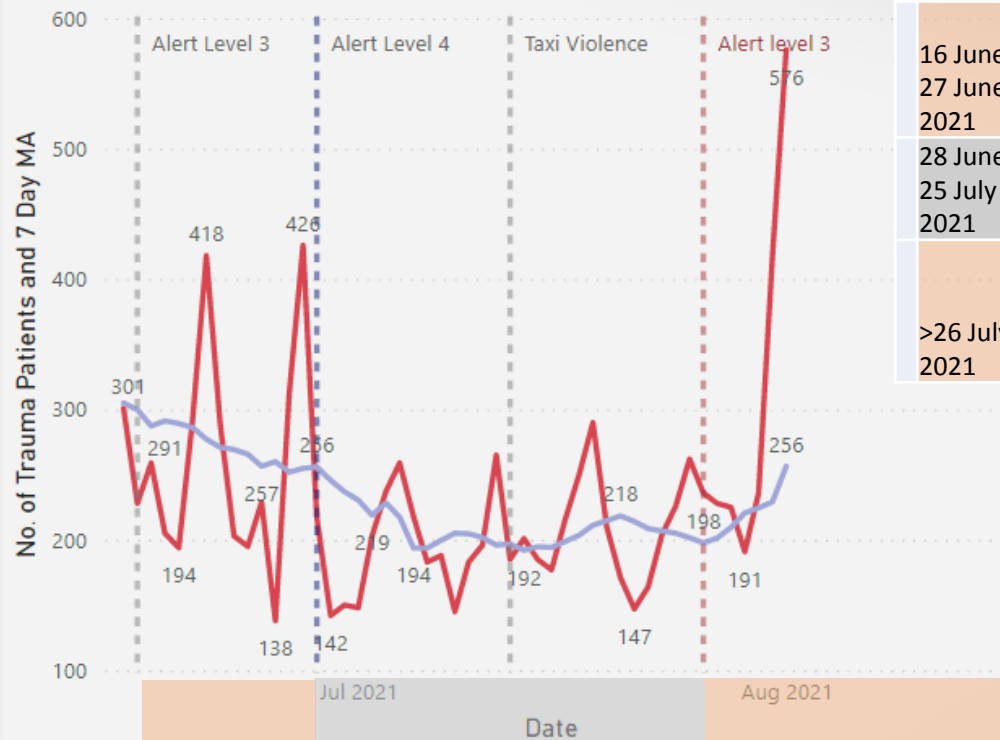
## WC Sentinel Trauma Report

This report shows a sample of 17 hospital emergency centres and their trauma patient numbers over time

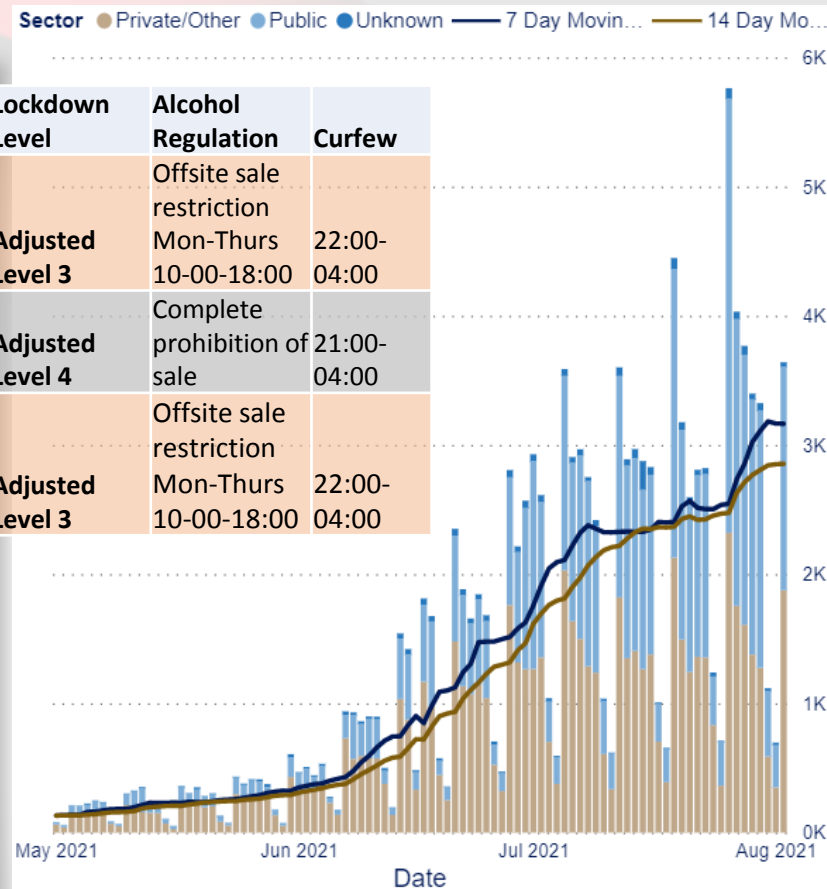
Source: **HECITS**  
Healthcare Emergency Centre Incident Tracking System

No. of Trauma Patients and 7 Day MA by Date

● No. of Trauma Patients ● 7 Day MA



Date Period	Lockdown Level	Alcohol Regulation	Curfew
16 June - 27 June 2021	Adjusted Level 3	Offsite sale restriction Mon-Thurs 10:00-18:00	22:00-04:00
28 June - 25 July 2021	Adjusted Level 4	Complete prohibition of sale	21:00-04:00
>26 July 2021	Adjusted Level 3	Offsite sale restriction Mon-Thurs 10:00-18:00	22:00-04:00



The recent change to Adjusted Level 3 with allowance for partial availability of alcohol sales has clearly had major implications on our hospital and emergency services.

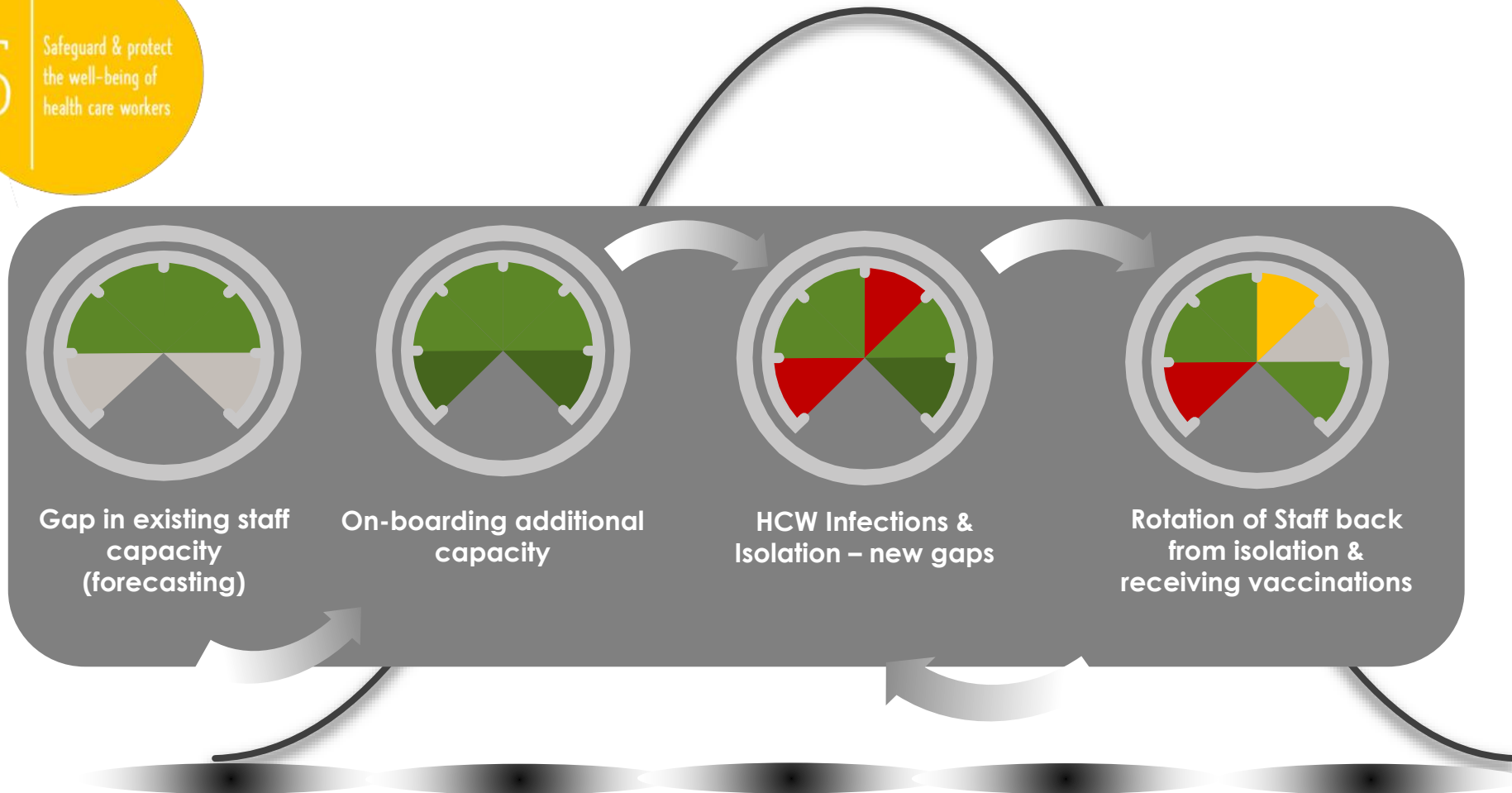
Since the Western Cape is currently also in the peak of the third wave of COVID-19, the impact of this additional burden on healthcare capacity is significant.



# Staffing Pattern: Balancing the Pressures during Wave 3

5

Safeguard & protect the well-being of health care workers



- Staffing capacity will ebb and flow with the wave progression (different reasons for gaps in staffing)
- Continuous recruitment is underway, where possible (budget dependent)
- PM Managers are monitoring the staff capacity impact weekly in line with Service Platform demand
- Contextual factors e.g., recent taxi violence and personal stressors
- Vaccinations as a key enabler to staff wellbeing and workforce protection

# Preparation for our People – 3<sup>rd</sup> Wave

## Workforce Planning:

- Currently, appointed **829** staff additional for COVID
- Appointed **1217 HCW and support staff** which includes **483 interns** for the Vaccination Drive
- Contract extensions until end of Sept
- CTICC and Athlone Stadium staff appointments finalised.
- 755 applicants** can still be appointed, if needed

### Staffing for Athlone Mass Vaccine Site

Status	PNs	SNs	ENs	NAs	MOs	Pharm	Pharm Assist	AO	Admin Clerks	Interns	General Workers
Appointed	20	50	13	6	1	1	2	1	40	94	4
In Progress											
1 x PN (IPC); 1 x AO; Safety Officer appointed via Aquarius Health Services											

Orientation and training are completed as staff are appointed. Site is set to open on 16 August

5

Safeguard & protect  
the well-being of  
health care workers

## Vaccination Training:

<b>Group</b> <input type="checkbox"/> Cape Metro <input type="checkbox"/> CAPE TOWN <input type="checkbox"/> CDU <input type="checkbox"/> CMD <input type="checkbox"/> CoCT <input type="checkbox"/> College of Emergency ... <input type="checkbox"/> DCS <input type="checkbox"/> MDHS <input type="checkbox"/> Metro <input type="checkbox"/> Metro Health Services <input type="checkbox"/> NHLS <input type="checkbox"/> People Management <input type="checkbox"/> PRIVATE <input type="checkbox"/> Rural Health Services <input type="checkbox"/> Universities	<b>District</b> <input type="checkbox"/> Cape Metro <input type="checkbox"/> CAPE TOWN <input type="checkbox"/> Cape Winelands <input type="checkbox"/> CDU <input type="checkbox"/> Central Karoo <input type="checkbox"/> CMD <input type="checkbox"/> College of Emergency Care <input type="checkbox"/> CPUT <input type="checkbox"/> CT Eastern SD <input type="checkbox"/> CT Khayelitsha SD <input type="checkbox"/> CT Klipfontein SD <input type="checkbox"/> CT Mitch Plain SD <input type="checkbox"/> CT Northern SD <input type="checkbox"/> CT Southern SD <input type="checkbox"/> CT Tygerberg SD <input type="checkbox"/> CT Western SD <input type="checkbox"/> DCS	<b>Facility/Institution</b> <input type="checkbox"/> Aandskemerig Old Age ... <input type="checkbox"/> Aan-het-Pad Clinic <input type="checkbox"/> Abalone Factory <input type="checkbox"/> ACVV <input type="checkbox"/> Admin Building <input type="checkbox"/> Adriaanse Clinic <input type="checkbox"/> Akeso Minerton Clinic <input type="checkbox"/> Alan Blyth Hospital <input type="checkbox"/> Albertina Clinic <input type="checkbox"/> Allow Gardens <input type="checkbox"/> Alexandra Hospital <input type="checkbox"/> Alma CDC <input type="checkbox"/> Alnet LTD <input type="checkbox"/> Alphen Clinic <input type="checkbox"/> Amalienstein Clinic <input type="checkbox"/> Amawandile Incon Clinic <input type="checkbox"/> Amawandile Pelagic - Inc...	<b>6122</b> total Vaccinators	518 Doctors	3711 Nurses	107 Other
<b>4074</b> total Trained				identified so far		
				598 Pharmacists/EMS/Educator	215 Supervisor/ Manager	

21 new registered  
vaccinators

21 additionally trained  
vaccinators

# Caring for our People – 3<sup>rd</sup> Wave

## Well-being:

- Increased advocacy (Employee Wellbeing Programme)
- PPE provision and improving OHS Practices
- Vaccination Coverage and Stories of Hope
- Internal Communication & Engagement with our Staff
- Staff are exhausted, but indicated they are still willing to push on through the peak and that managerial support is vital and is getting them through it!**

68,97%  
vaccine  
coverage

### Active Onsite Clinics

(Proactively Debriefing and Wellbeing “Huddles”)

### OHS Practices & Improvement

(Health Risk Assessments)

### Vaccine Coverage

(Staff Engagement Programme; Staff Polls and Sharing of Positive Stories of Vaccine Protection)



### Mental Health & Resilience

(Health Comms Series “Let's Touch Base” and Virtual staff sessions taking place on Mental Health Awareness and Self-Care)

5 | Safeguard & protect the well-being of health care workers

## Mental Health Awareness Virtual Sessions

### 1st Session:

Mental Health is Nothing To Be Ashamed Of, But Stigma And Bias Shame Us All.

#### The following topics will be covered in the session:

- What is mental health and mental illness?
- What is a mental disorder and what it is not
- Common mental illnesses
- Stigma in the workplace

Date: 29 July 2021

Time: 10h00 - 11h00AM

[Click here to join](#)

### 2nd Session:

Self-Care is How You Take Your Power Back.

#### The following topics will be covered in the session:

- Identifying and Managing your own mental health
- Workplace accommodation
- What we need
- What help is available

Date: 5 August 2021

Time: 10h00 - 11h00AM

[Click here to join](#)



Western Cape  
Government  
Health

## You're invited to the Mental Health Awareness Virtual Sessions

### 2nd Session:

Self-Care is How You Take Your Power Back.

#### The following topics will be covered in the session:

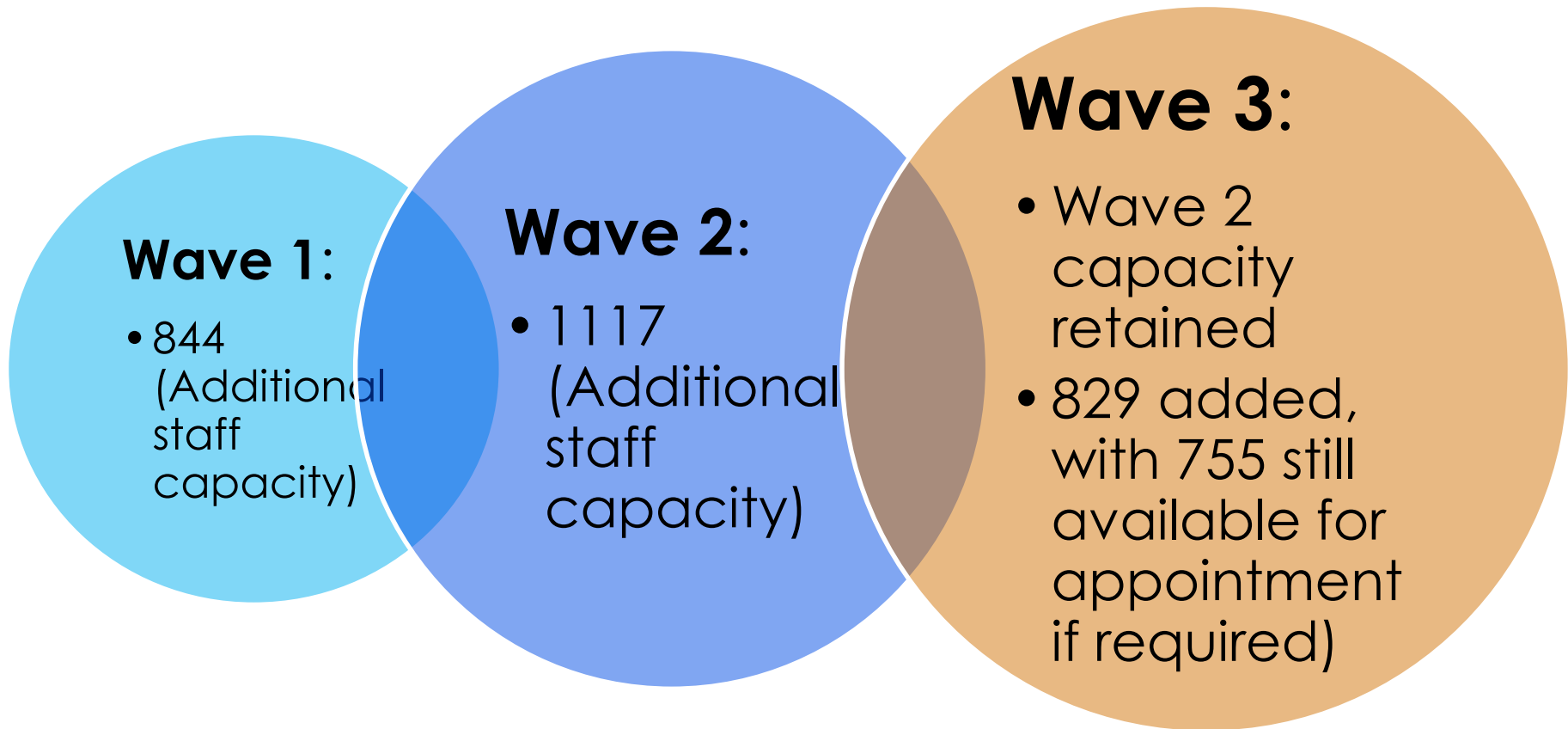
- Identifying and Managing your own mental health
- Workplace accommodation
- What we need
- What help is available

Date: 5 August 2021

Time: 10h00 - 11h00AM

[Click here to join](#)

# Additional Staff Capacity (Public Sector)



## DEPARTMENTAL OVERVIEW

### COVID-19 INFECTIONS AND DEATHS IN HEALTHCARE WORKERS (HCWs)

Totals as at 04 Aug 2021

Cumulative Infections

11,737



10,905

% Recovered

92.91%



170

% Died

1.45%

Active Cases

662

% Active

5.64%

Doctors



1124

Nurse



5,052

Radiographers



140

Pharmacists

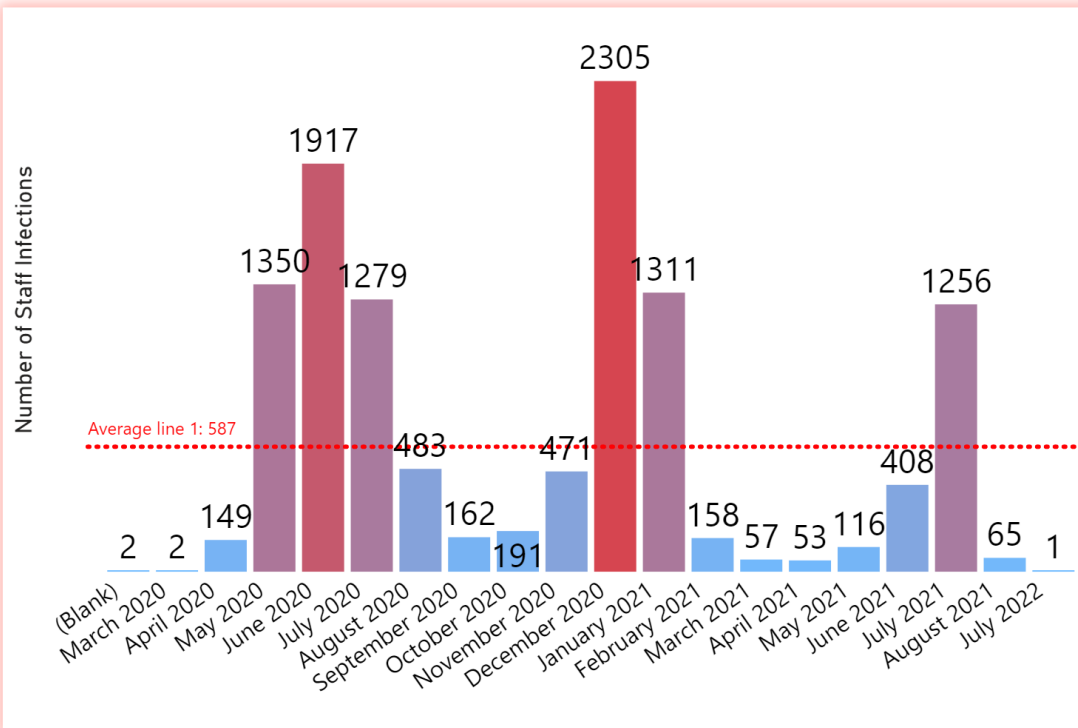


121

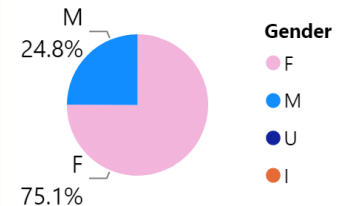
Other  
categories



5,300



Gender Distribution



## DEPARTMENTAL OVERVIEW

### COVID-19 INFECTIONS IN HEALTHCARE WORKERS-DAILY TRENDS

Totals as at 04 Aug 2021

Cumulative Infections

11,737

-



10,905

-

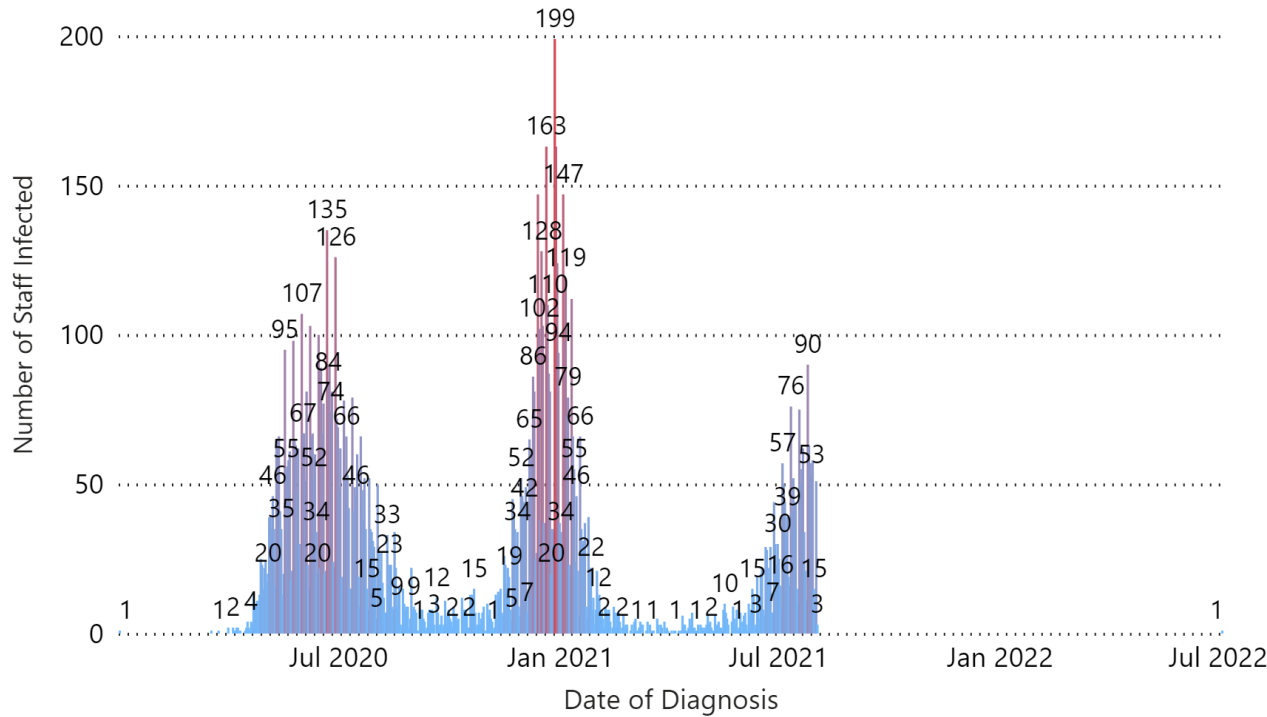


170

=

Active Cases

662



Doctors



64

Nurse



241

Radiographers



11

Pharmacists



7

Other  
categories

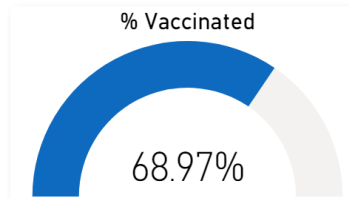


339

## Staff Vaccination Coverage per Hospital

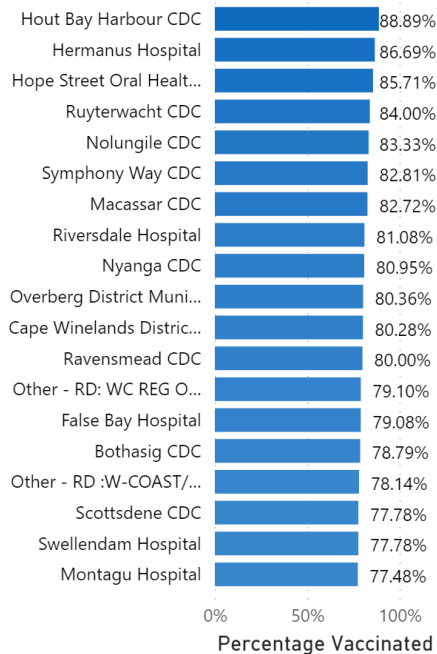
Totals as at 04 Aug 2021

Total Staff  
**34,751**

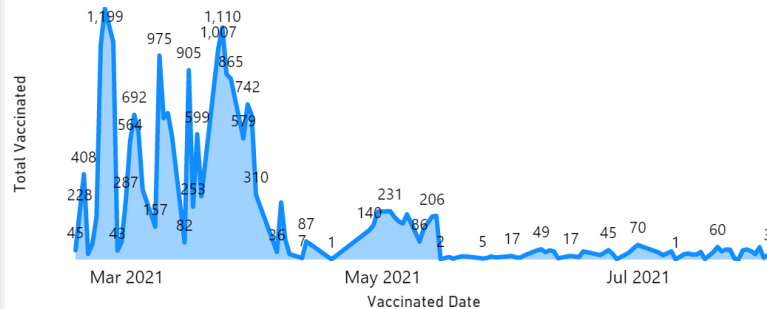


Staff Vaccinated  
**23,968**

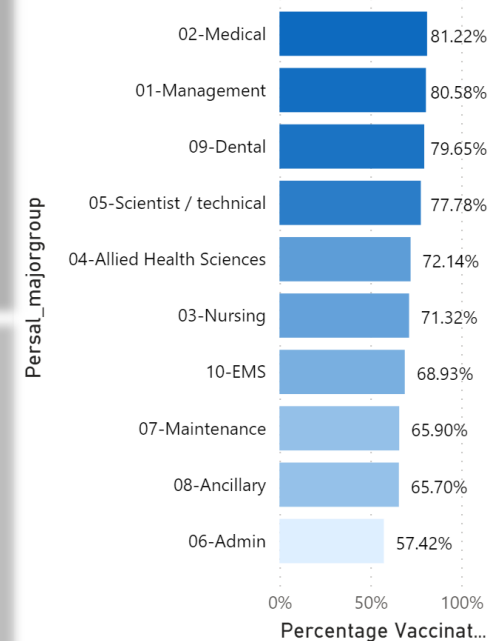
### Percentage Vaccinated by HW Facility



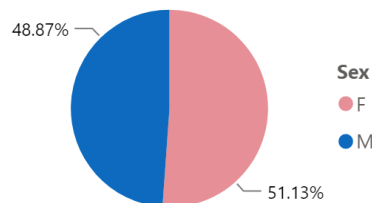
### Total Vaccinated Staff per day



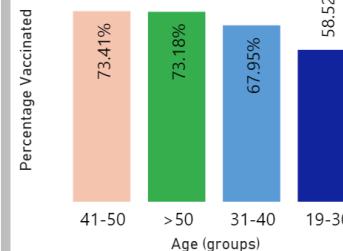
### % Vaccinated by Persal Group



### % Vaccinated by Gender



### % Vaccinated by Age group



# Vaccine Implementation update



# Vaccine update: Phases and Prioritisation Groups

## Phase I

- **Health Care Workers :**
  - Public & Private Health Sectors
  - Care Workers
  - CHWs
  - Health Science students
  - Traditional Healers
- **Estimated target:**
  - 132 000

## Age in years

70+

65 to 69

60 to 64

55 to 59

50 to 54

45 to 49

40 to 44

35 to 39

18 to 34

**TOTAL**

60+	50 - 59	35 - 49	18 - 34
285 399			
186 971			
247 332			
	311 886		
	370 664		
		428 598	
		481 305	
		602 279	
			2 065 372
719 702	682 550	1 512 182	
2 914 434			2 065 372

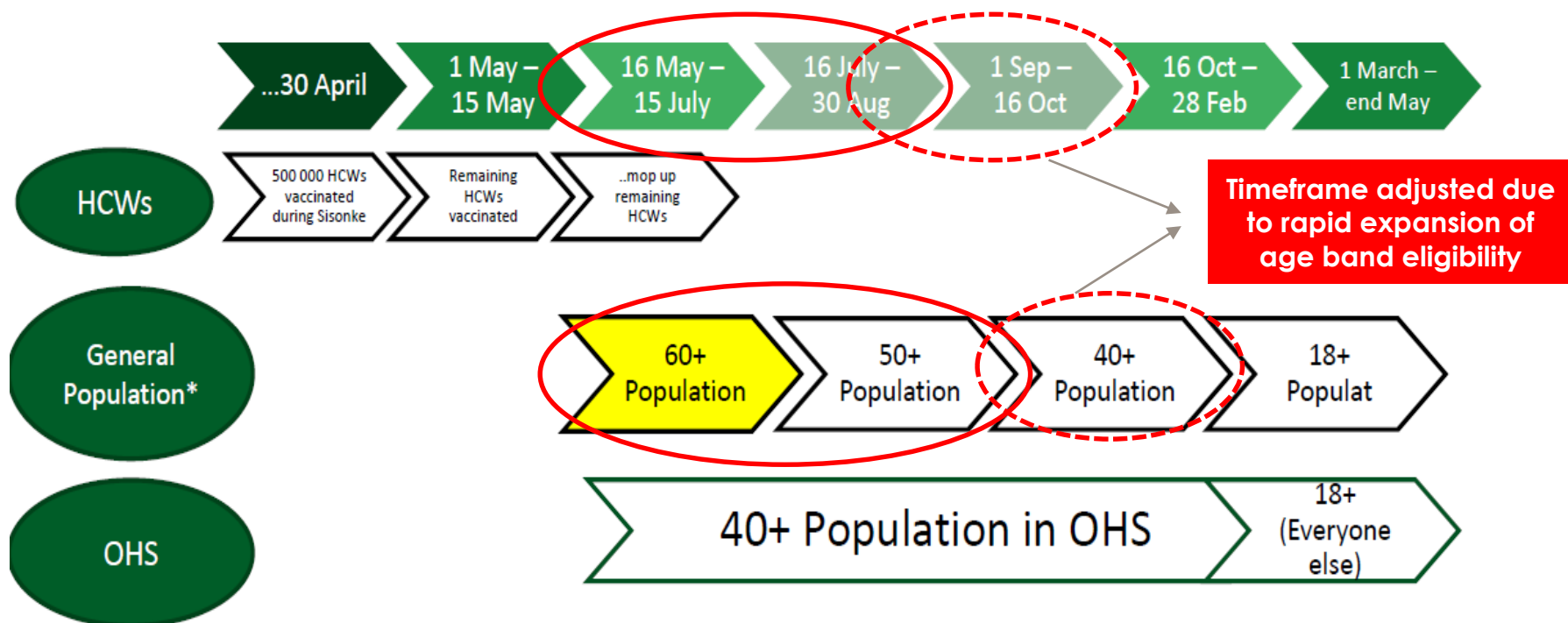
- Registration for the age band 50 – 59 years opened on 01 July 2021
- Registration for the age band of 35-49yrs opened on 15 July 2021.
- Registration for >18 years will open on 01 September 2021.

## Phase 2

- Persons older than 60 years
- At risk workers
- Clients in congregate settings
- 35 – 59 Years

## Phase 3

# Phase 2 and Phase 3: NDoH Timelines and Target Population

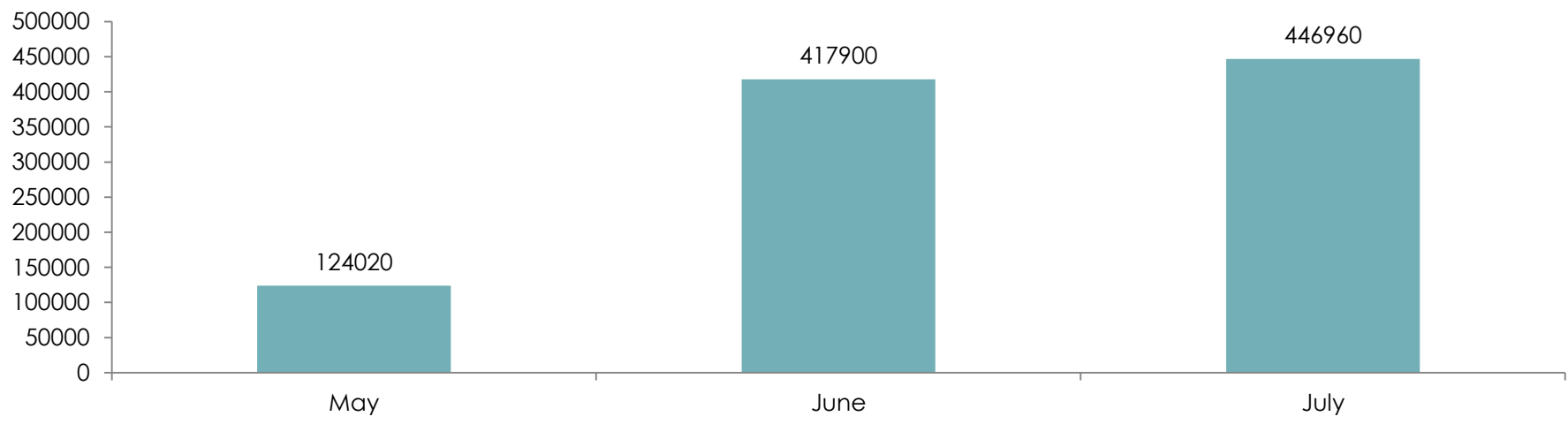


Our priority for walk ins remains the same in principle:

<b>Priority 1</b>	people 60 years and older requiring their 1st dose of Pfizer vaccine
<b>Priority 2</b>	people 60 years and older requiring their 2nd dose of Pfizer vaccine
<b>Priority 3</b>	people aged 50 - 59 years requiring their 1st dose of Pfizer vaccine
<b>Priority 4</b>	people aged 35 - 49 years with a valid appointment SMS, requiring their 1st dose of Pfizer vaccine.

# Updated W Cape Public Sector Vaccine Supply Pipeline

**Total Doses Received (Pfizer and J&J)**



- To date the public sector has received **988 880** vaccine doses: 877230 Pfizer doses + 111 650 J&J doses
- An allocation of **246 600 doses** (117 000 Pfizer and 129 600 J&J) is expected on 06 August 2021 for delivery to sites the following week.

***Note: Increased J&J supply will start early next week. Expected vaccine delivery for the coming weeks will be confirmed by NDoH. It is expected that the vaccine supply will increase from early-mid August 2021.***

# Planned Public Sector Sites: Metro & Rural for Phase 2

District	Sub-structure	# of Planned Vaccination Sites	# of Active Sites 02 – 06 August 2021
City of Cape Town	Southern/Western	23	23
	Klipfontein/Mitchell's Plain	17	16
	Khayelitsha/Eastern	28	26
	Northern/Tygerberg	18	17
Sub-total: Metro		<b>86</b>	<b>82</b>
Rural Districts	Overberg District	44	19
	Garden Route District	37	36
	West Coast District	60	20
	Cape Winelands District	53	49
	Central Karoo District	13	12
Sub-total: Rural		<b>207</b>	<b>136</b>
<b>TOTAL</b>		<b>293</b>	<b>218</b>

- **Public Sector Sites** have come on line **in a phased manner from 17 May onwards**.
- **121 Private sector sites (83 Metro, 38 Rural)** and **Workplace sites** are **added sequentially**.
- There are **weekly updates** on **active sites per geographic area**.
- **Roving teams will visit satellite clinics. Members of the public to check with local health contacts to confirm days of operation.**

# Weekend Vaccinations in the Public Sector

The following sites will be operational on Saturday, 07 August 2021

## Cape Metro

1. Goodwood Hall
2. Beaconvale Frail Care Centre,  
Mitchell's Plain
3. Gugulethu CHC
4. Heideveld CDC
5. Site B CDC (Cipla Container)
6. Kleinvlei Recreational Hall
7. Somerset West Hall

## Rural Districts

1. Citrusdal Hospital
2. Callie de Wet Hall,
3. Riebeek Kasteel Community Hall
4. TC Newman CDC
5. Wellington CDC

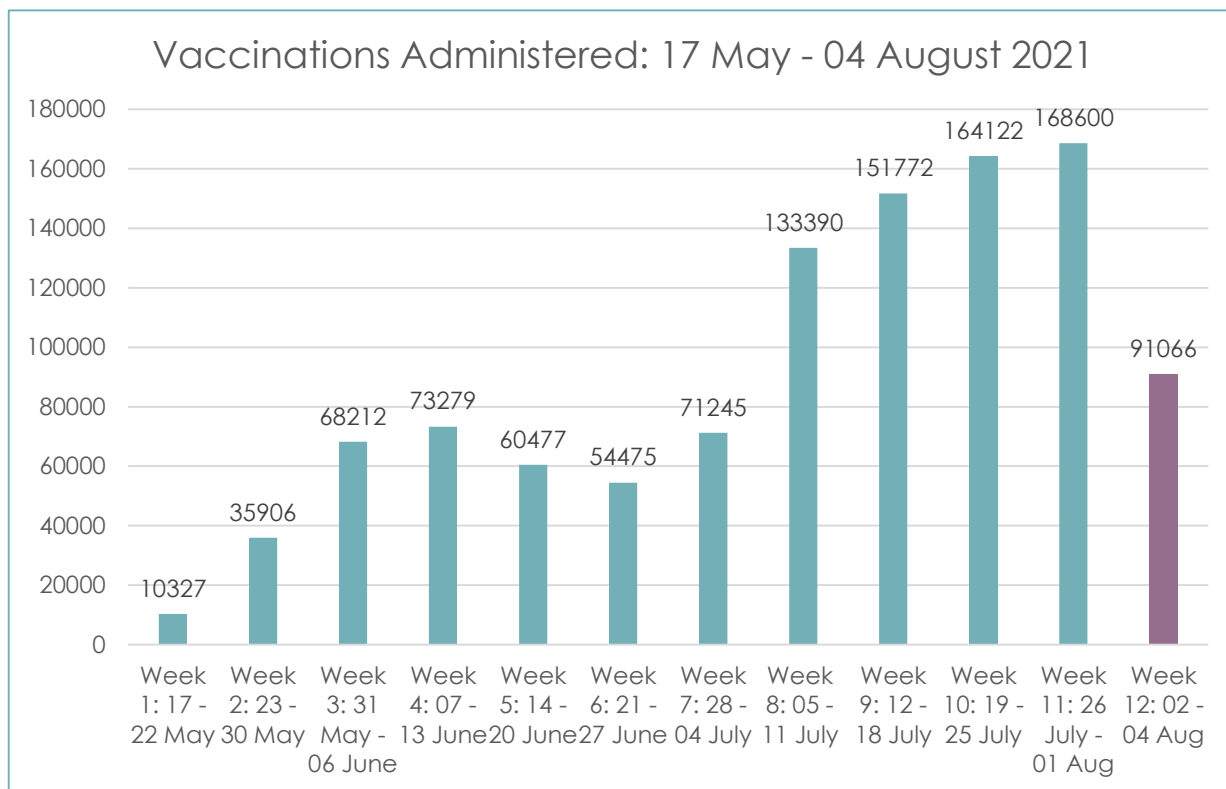
**NOTE: Weekend operations are dependent on available vaccine supply.**

# Private Sector Sites as at 02 August 2021

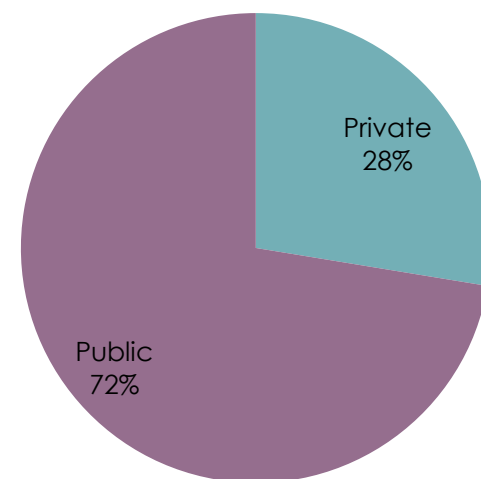
1. Private sector sites are coming on board in a **phased manner**.
2. The majority of private sector sites are **Clicks Pharmacies**.
3. As at 02 August 2021, there were **83 active private sites in Metro** and **38 in rural districts**.
4. Private sites also include a limited number of private **hospitals**, **independent pharmacies** and other **retail pharmacies**, e.g. Dis-Chem, Pick n Pay Pharmacies, etc.

District	# of private sector sites
Metro	83
Cape Winelands	15
Central Karoo	1
Garden Route	10
Overberg	5
West Coast	7
<b>TOTAL</b>	<b>121</b>

# Vaccines Administered: Phase 1b and Phase 2



Proportion Vaccines Administered: Public and Private Sectors



**Cumulative Total Recorded on EVDS on 04 August 2021 = 1 254 490 (including Sisonke and back-captured data)**

Source: NDoH Dashboard ([Microsoft Power BI](#)) accessed on 04 August 2021 @18:40.

**[Disclaimer:** Data displayed in these graphs and tables only contains records captured on EVDS. Totals will be adjusted as back-capturing and data validation is done.]

# Vaccinations Administered Against Weekly Targets

Total Vaccines Administered vs Weekly Targets



**Note: Targets are informed by available vaccine supply.**

**Disclaimer:** Data displayed in all tables, graphs and dashboards only contains records captured on EVDS and excludes vaccination records captured on paper. Totals will be adjusted as back-capturing and data validation is done.]

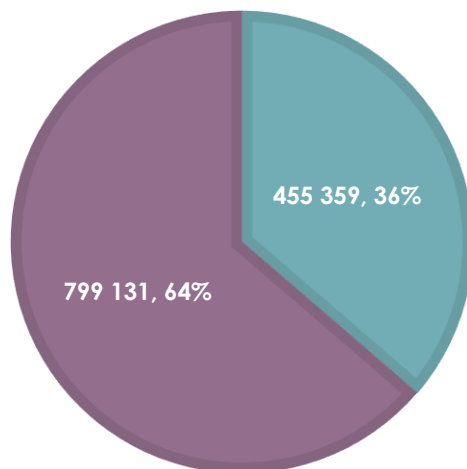


# Fully Vaccinated as at 04 August 2021

## PROPORTION FULLY VACCINATED OF ALL VACCINES ADMINISTERED

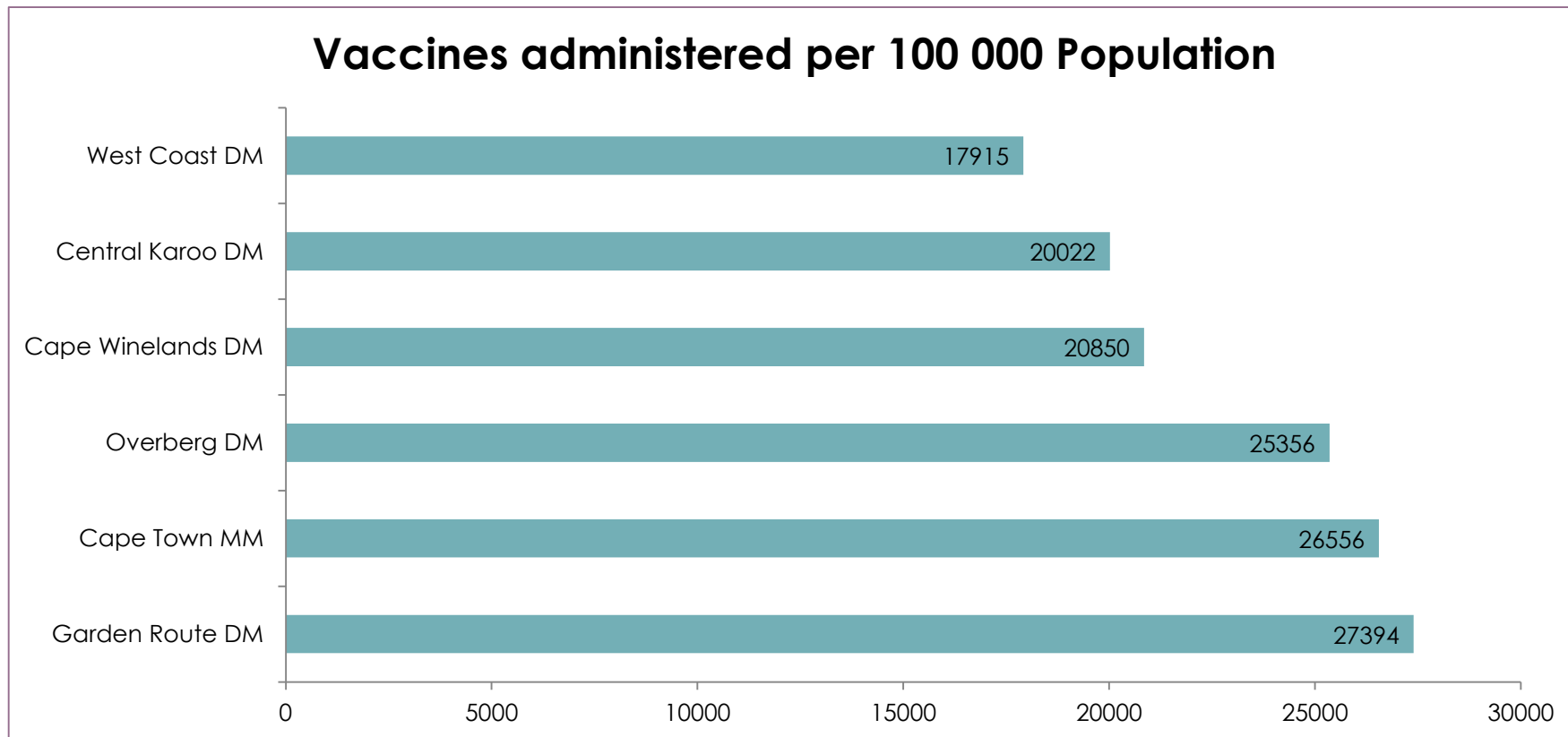
■ Cumulative Total Fully Vaccinated (J&J and 2nd Dose Pfizer)

■ Cumulative Total 1st Dose Pfizer



Programme	Cumulative total as at 04 August 2021
Healthcare Workers (Sisonke) (J&J Vaccine)	93 078
National Programme (J&J Vaccine)	113 507
National Programme (2 <sup>nd</sup> dose Pfizer)	248 774
<b>TOTAL</b>	<b>455 359</b>

# Vaccines administered per 100 000 Population (as at 04 August 2021)



Source: EVDS Report date stamped 04 August 2021, 18:17



# Occupational Health Sites

---

1. **Designated Public Sector OHS** sites have been concluded. These sites covered **Educators** and the **Social Development Sector**.
2. **Department of Correctional Services, Department of Home Affairs, Department of Justice, National Prosecuting Authority, South African Revenue Services, Traffic Officers and Media Officials** have all been uploaded onto EVDS by NDoH and are able to access vaccination at any site (private or public) irrespective of age.
3. The following **private sector OHS sites** are now operational for employees that are eligible:
  - Distell
  - Eskom Koeberg Clinic
  - Clothing Industry Salt River PHC Clinic


# CTICC Vaccination Centre of Hope

1. The **Western Cape Government**, in partnership with the **City of Cape Town** and **Discovery** opened the **CTICC** Vaccination Centre of Hope on **07 July 2021**.
2. The site is not yet operating at full capacity due to limited vaccine supply.
3. Up to close of business on 04 August 2021, this site had administered **33 235** vaccinations.

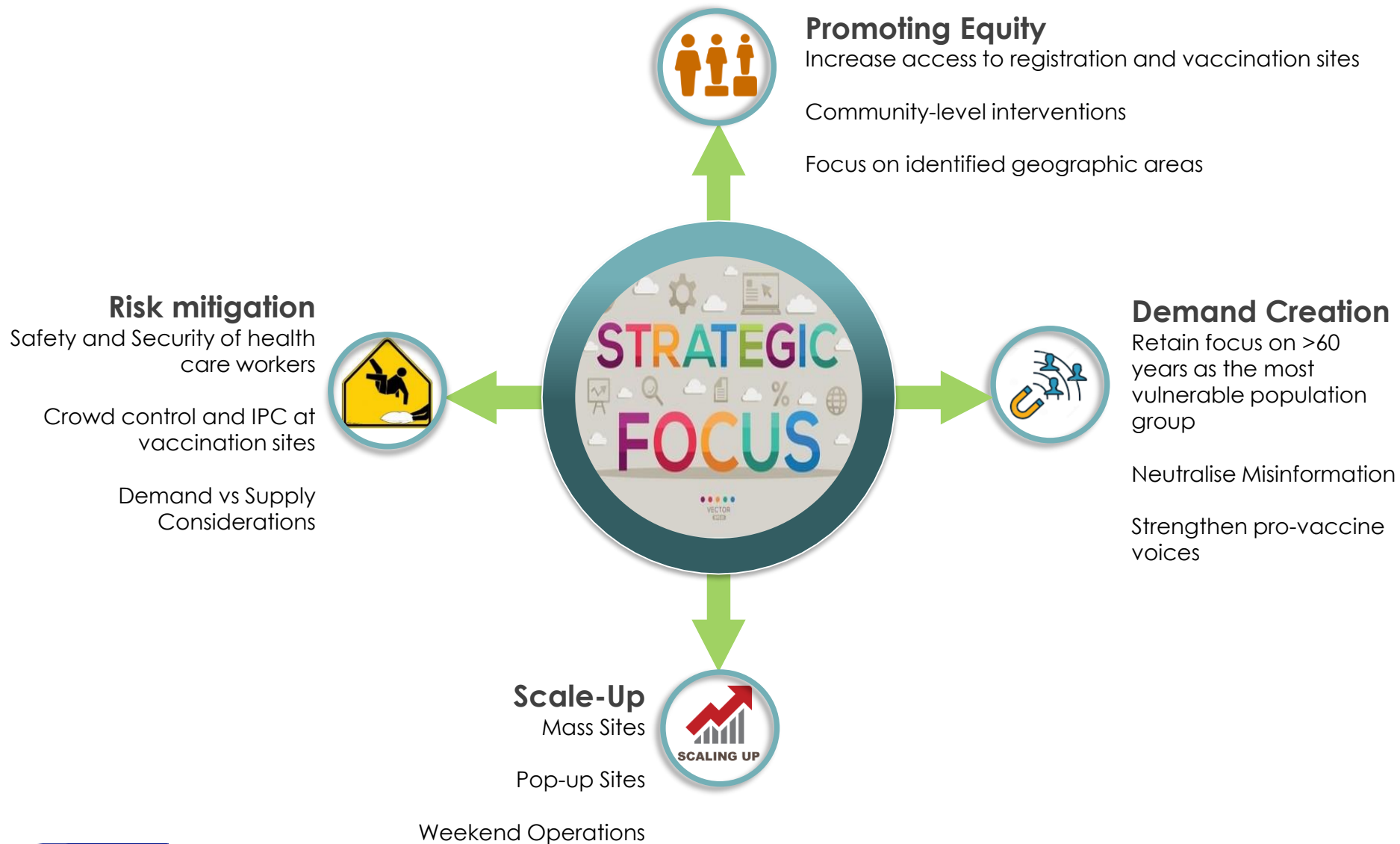


# Mass vaccination at Athlone Stadium

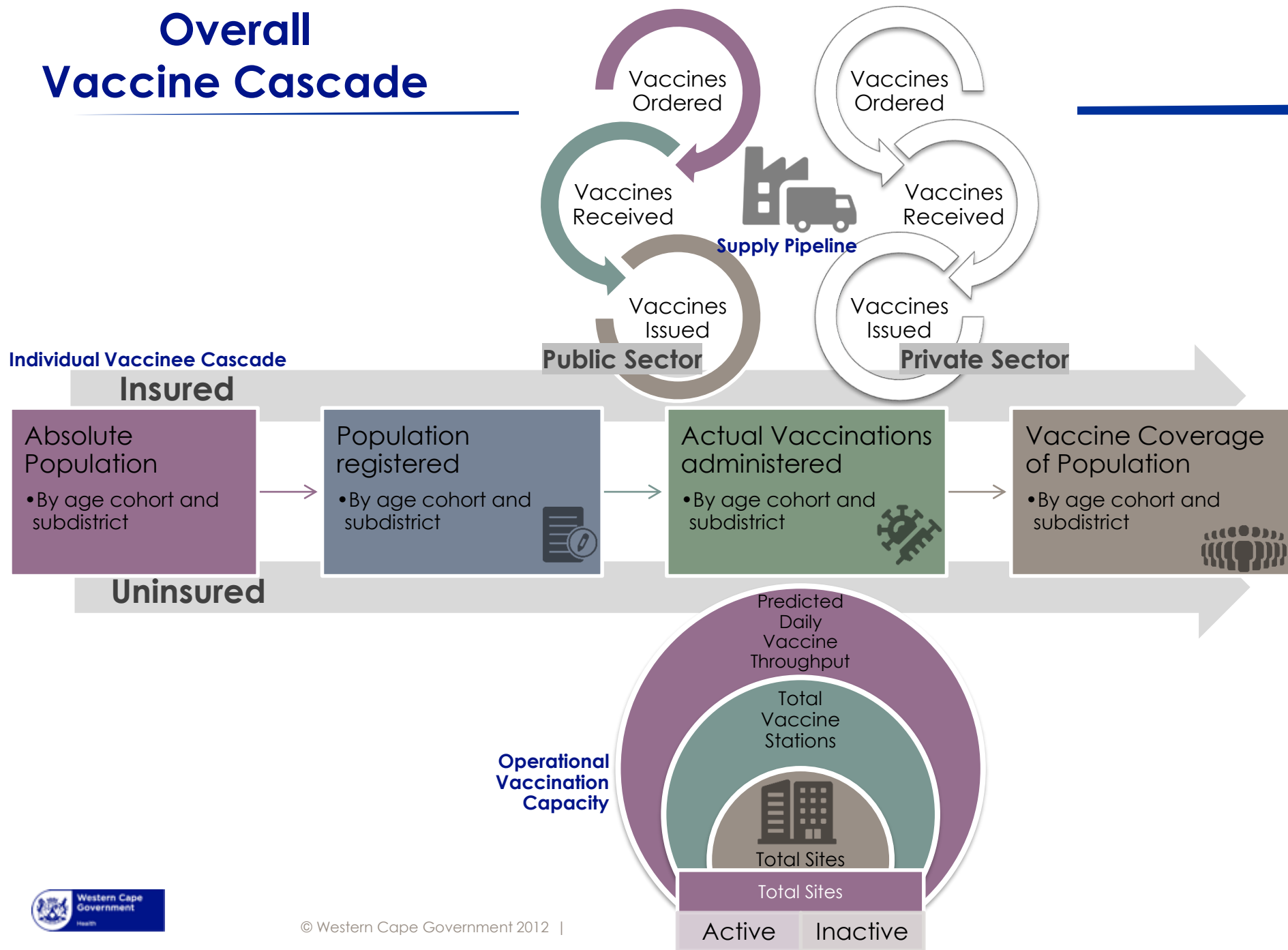
1. The **Western Cape Government Health** will partner with the **City of Cape Town** to introduce the first **drive-through and walk-through** mass vaccination site at the **Athlone Stadium**.
2. The aim is for the walk-in facility to be operational by **16<sup>th</sup> of August** and the drive through facility, **two weeks later**.
3. The drive-through will follow the same steps as a walk-through, with **cars stopping at four stations**, which will ensure that clients are successfully **screened, registered and vaccinated**.



# Current Strategic Focus



# Overall Vaccine Cascade







# WC Provincial COVID-19 Vaccine Cascade

## Key Indicators

### Registrations



**No. of People  
Registered:**

**Total: 1,235,557**

**>60: 468,053**  
**50-59: 301,923**  
**35-49: 465,581**

**% of Population  
Registered**

**>60: 65.0%**  
**50-59: 44.2 %**  
**35-49: 30.8%**

### Vaccinations



**No. of Vaccines  
Administered:**

**Total\*: 1,196,325**

**Sisonke\*\*: 88,053**  
**National: 1,108,272**

**>60: 647,850**  
**50-59: 257,843**  
**35-49: 232,628**  
**<34: 58,004**

### Coverage



**Provincial Vaccine  
Coverage\*\*\*:**

**% of Population who have received  
at least 1 dose:**

**>18: 19.3%**  
**>60: 60.1%**  
**50-59: 37.4 %**  
**35-49: 15.1 %**

**% of those Registered who have  
received at least 1 dose:**

**>60: 90.2%**  
**50-59: 84.5 %**  
**35-49: 49.0 %**

\*Note: 1 There is a one day lag in the incorporation of new vaccination data

\*\*Note 2: There is a shortfall of +/-4,000 Sisonke vaccines that is still to be incorporated

\*\*\*Note 3: % coverage considers at least 1 dose given

Last Updated: 04/08/2021



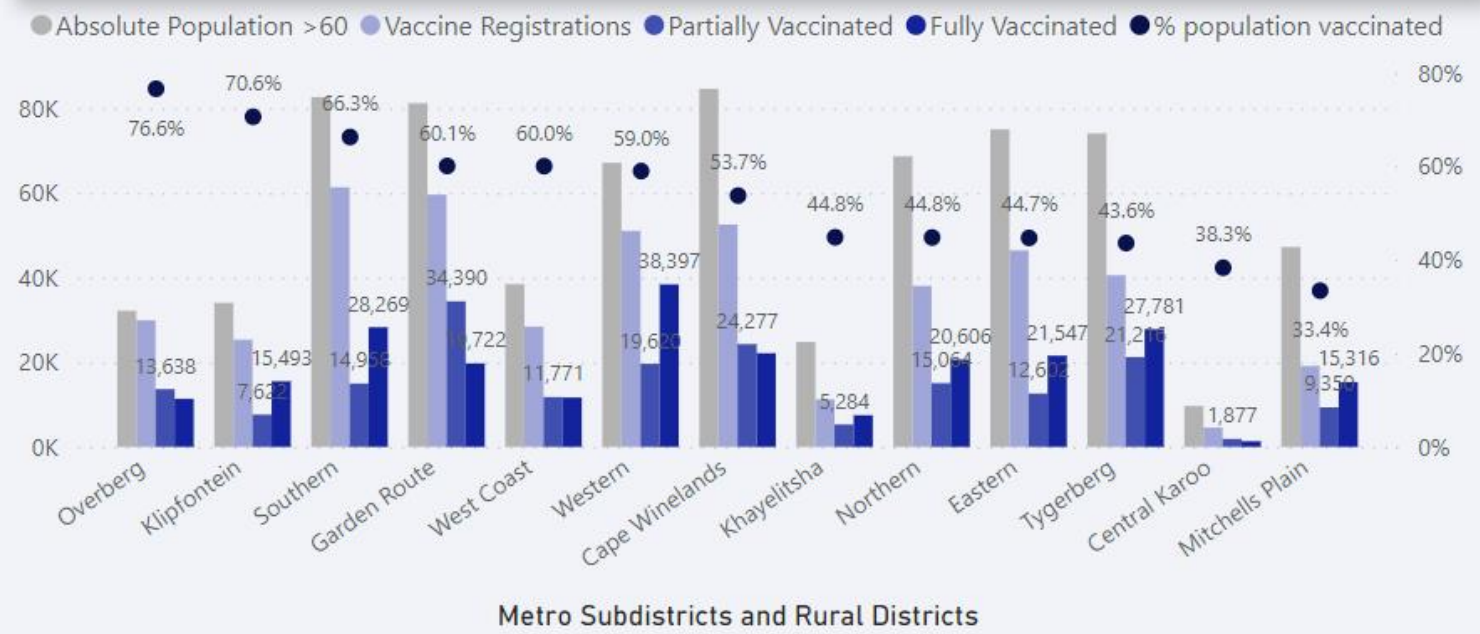
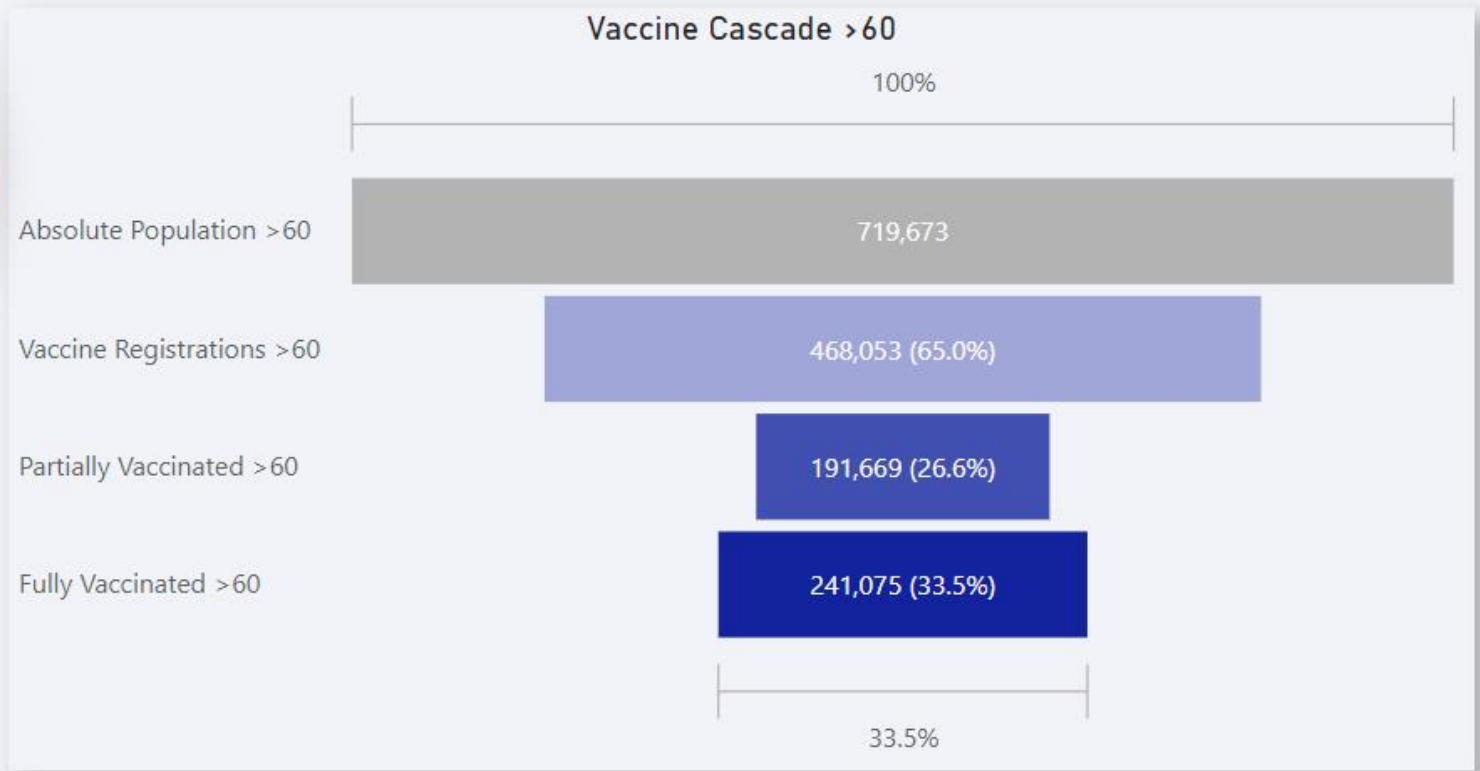


# WC Provincial COVID-19 Vaccine Cascade >60

Note: Subdistricts geocoded do not include the following:  
Unallocated : 44,234  
Outside of Province: 7,188

Note 2: % coverage is calculated where at least 1 dose given

Data Sources:  
EVDS via DoTP and PHDC  
Last Updated: 04/08/2021



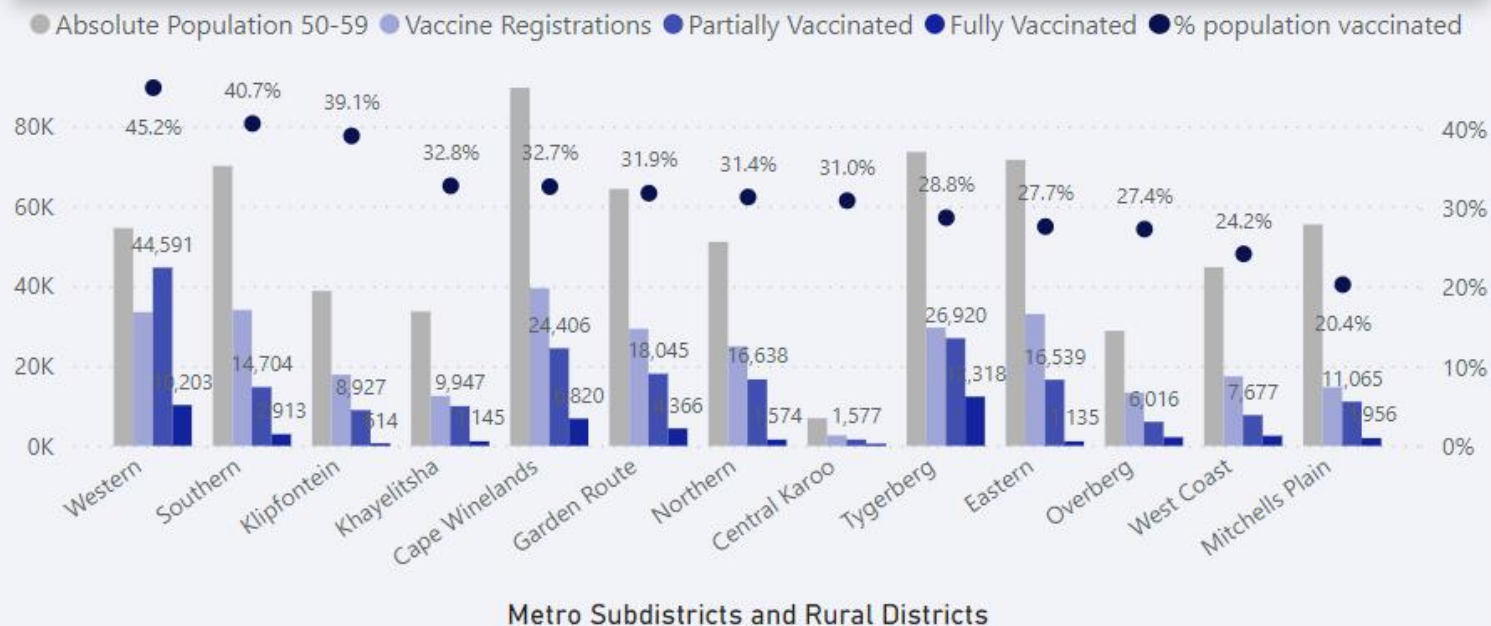
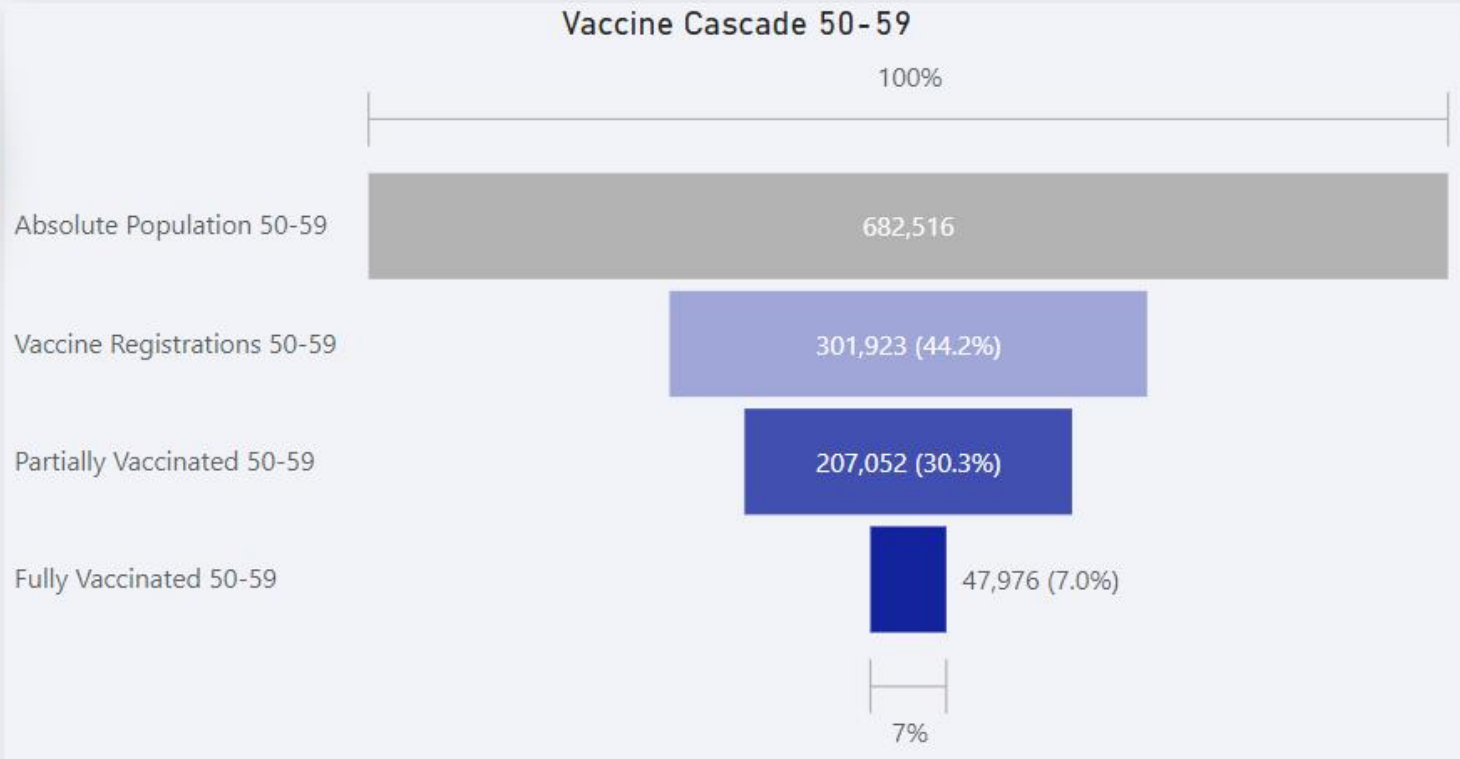


# WC Provincial COVID-19 Vaccine Cascade 50-59

Note: Subdistricts geocoded do not include the following:  
Unallocated : 33,729  
Outside of Province: 3,520

Note 2: % coverage is calculated where at least 1 dose given

Data Sources:  
EVDS via DoTP and PHDC  
Last Updated: 04/08/2021



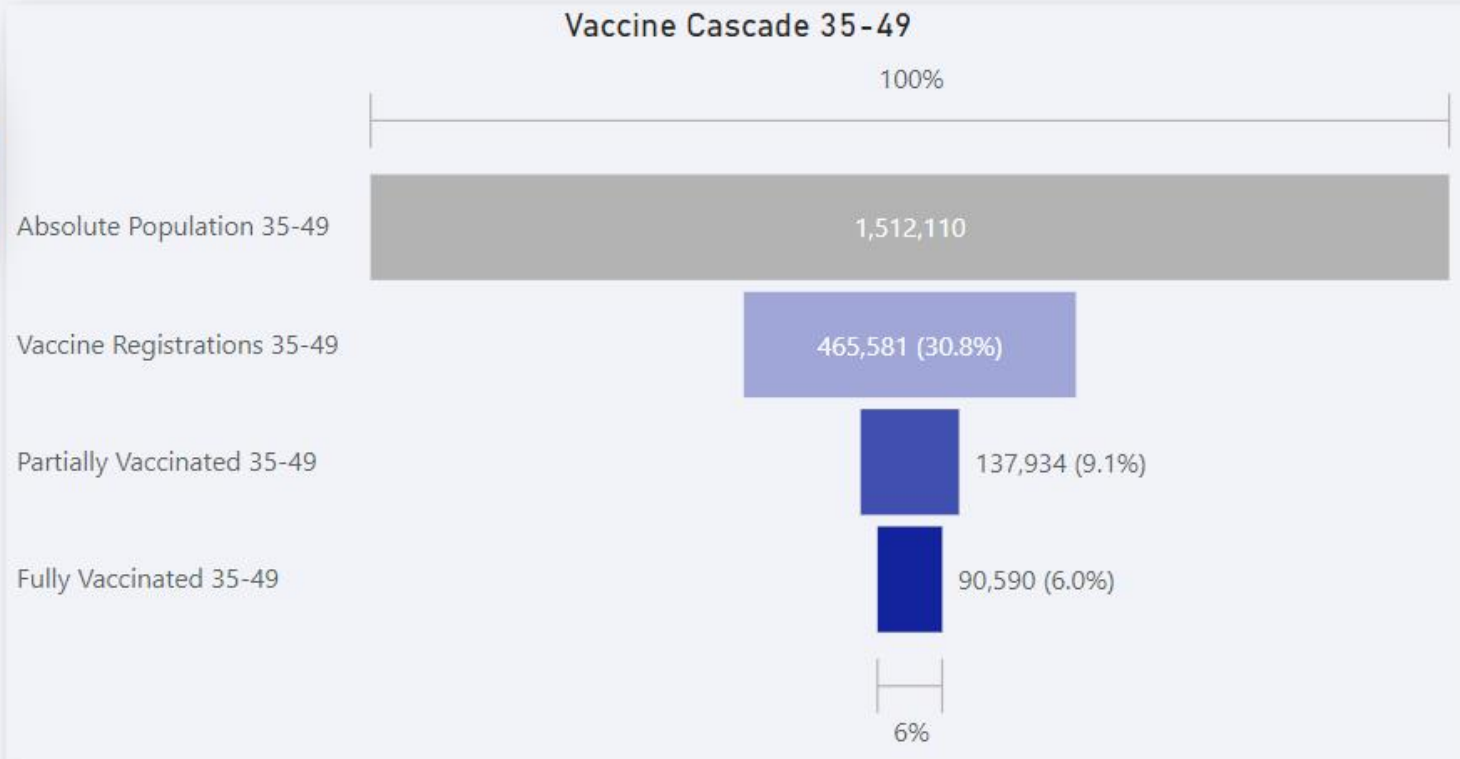


# WC Provincial COVID-19 Vaccine Cascade 35-49

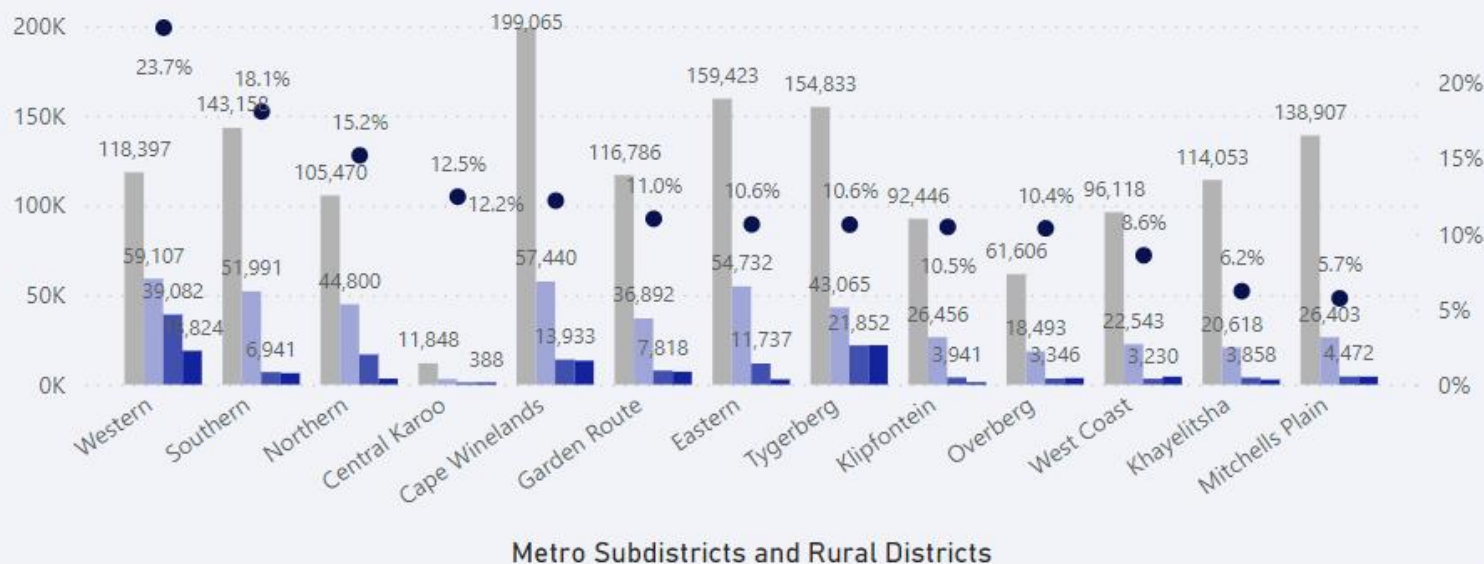
Note: Subdistricts geocoded do not include the following:  
Unallocated : 41,365  
Outside of Province: 6,397

Note 2: % coverage is calculated where at least 1 dose given

Data Sources:  
EVDS via DoTP and PHDC  
Last Updated: 04/08/2021



● Absolute Population 35-49 ● Vaccine Registrations ● Partially Vaccinated ● Fully Vaccinated ● % population vaccinated





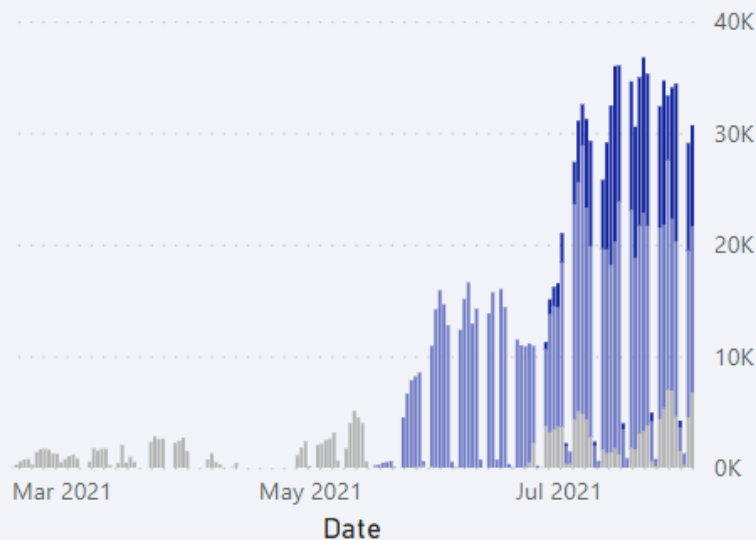


# Individuals Vaccinated

Vaccine Developer District	Johnson & Johnson		Pfizer	
	Fully Vaccinated	Partially Vaccinated	Fully Vaccinated	Partially Vaccinated
<b>City of Cape Town</b>	<b>131,790</b>		<b>174,389</b>	<b>367,945</b>
⊕ Tygerberg	51,130		27,316	70,958
⊕ Western	40,880		37,327	104,380
⊕ Southern	12,899		28,614	37,188
⊕ Northern	5,702		21,324	49,399
⊕ Eastern	3,953		22,193	41,125
⊕ Mitchells Plain	8,985		14,913	25,077
⊕ Klipfontein	2,701		15,346	20,576
⊕ Khayelitsha	5,540		7,356	19,242
⊕ <b>Cape Winelands</b>	<b>27,464</b>		<b>20,875</b>	<b>62,994</b>
⊕ <b>Garden Route</b>	<b>15,789</b>		<b>18,600</b>	<b>60,537</b>
⊕ <b>West Coast</b>	<b>9,157</b>		<b>11,248</b>	<b>22,813</b>
⊕ <b>Overberg</b>	<b>8,257</b>		<b>10,528</b>	<b>23,123</b>
⊕ <b>Central Karoo</b>	<b>974</b>		<b>1,271</b>	<b>4,392</b>
<b>Total</b>	<b>193,431</b>		<b>236,911</b>	<b>541,804</b>

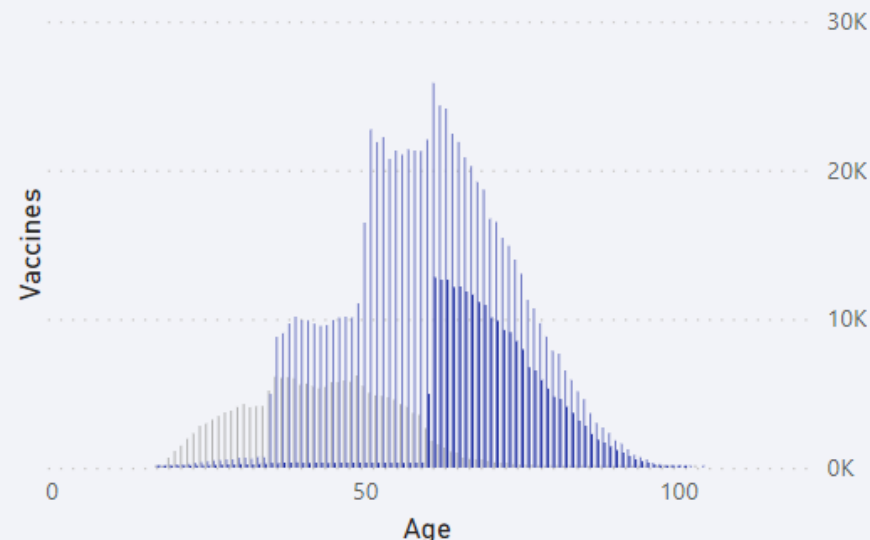
Vaccines by Date and Vaccine Developer: Regimen

● Johnson & Johnson:1 ● Pfizer:1 ● Pfizer:2



Vaccines by Age and Vaccine Developer: Regimen

● Johnson & Johnson:1 ● Pfizer:1 ● Pfizer:2



\*Note: There is a 1-2 day lag in the incorporation of new vaccination data

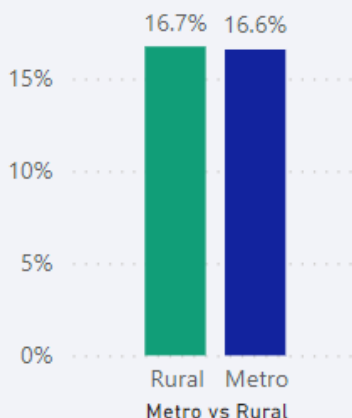
Note 2: This page incorporates both public and private sector vaccinations given in the WC

Last Updated:  
04/08/2021



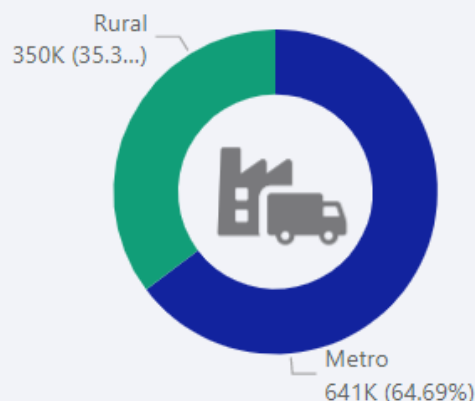
# Vaccine Equity

% > 18 Population Vaccine Coverage by Metro vs Rural

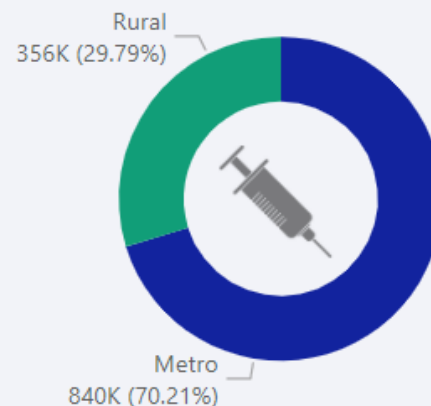


Metro vs Rural	No. of Vaccinations administered	% > 18 population vaccine coverage (min. 1 dose)	Public Sector contribution to 18+ coverage	Private Sector contribution to 18+ coverage	Proportion of Private Sector contribution to coverage	No. of Private Vaccine Sites
<b>Rural</b>	<b>356,281</b>	<b>16.7%</b>	<b>14.0%</b>	<b>2.7%</b>	<b>16.1%</b>	<b>45</b>
Garden Route	112,181	19.5%	16.3%	3.2%	16.6%	14
Overberg	51,647	19.0%	15.7%	3.2%	16.9%	5
Cape Winelands	130,313	15.7%	13.0%	2.6%	16.9%	16
Central Karoo	7,888	15.6%	14.5%	1.0%	6.5%	1
West Coast	54,252	13.8%	11.7%	2.0%	14.3%	9
<b>Metro</b>	<b>839,837</b>	<b>16.6%</b>	<b>11.2%</b>	<b>5.3%</b>	<b>32.3%</b>	<b>107</b>
Western	210,505	25.5%	15.2%	10.2%	39.9%	27
Southern	101,737	24.8%	15.8%	8.9%	35.9%	30
Northern	95,975	18.6%	8.9%	9.7%	52.4%	21
Klipfontein	55,885	17.3%	13.4%	3.9%	22.6%	6
Tygerberg	175,086	15.7%	10.3%	5.4%	34.4%	12
Eastern	87,105	14.3%	10.9%	3.4%	23.6%	7
Khayelitsha	39,701	8.3%	7.9%	0.5%	5.8%	
Mitchells Plain	73,843	8.3%	7.3%	1.0%	12.4%	4
<b>Total</b>	<b>1,196,118</b>	<b>16.6%</b>	<b>12.1%</b>	<b>4.5%</b>	<b>26.8%</b>	<b>152</b>

Public Sector Vaccines Issued to Services by Metro vs Rural



Total No. of Vaccinations administered by Metro vs Rural



Note: % coverage is calculated where at least 1 dose given

Last Updated: 04/08/2021

# Key Lessons from the first 10 weeks

---

## 1. The importance of equity:

- a) Access in the Metro versus rural districts and towns
- b) Public sector versus private sector sites and access
- c) Access for insured versus uninsured people
- d) Access for >60yrs versus other age groups

## 2. The importance of having a differentiated and targeted strategy:

- a) Metro – targeted outreach into low uptake areas
- b) Rural – increase private sites & targeted outreach

## 3. The importance of communication:

- a) What to expect – simplifying the process
- b) Importance of being vaccinated – counter misinformation & hesitancy

# EVDS Registrations



# EVDS Registrations: >35 years as at 4 August 2021

**Western Cape: 42.40%** (1 235 663)  
**30.79%** (35yrs to 49yrs) **44.24%** (50yrs to 59yrs) and **65.04%** (60yrs+)

## RURAL

District	Total	35yrs to 49yrs	50yrs to 59yrs	60yrs+	35yrs +
Cape Winelands	149422	28,8%	44%	62,1%	40,02%
Central Karoo	10209	25,7%	37,9%	47,1%	35,9%
Garden Route	125777	31,6%	45,5%	73,4%	47,9%
Overberg	61713	30%	46,26%	93%	50,4%
West Coast	68349	23,4%	38,9%	73,9%	38,1%

## METRO

Sub-District	Total	35yrs to 49yrs	50yrs to 59yrs	60yrs+	35yrs+
Eastern	134127	34,3%	46,1%	61,8%	43,8%
Khayelitsha	44323	18,1%	37,2%	45,2%	25,7%
Klipfontein	69600	28,6%	46%	74,4%	42,1%
Mitchells Plain	60195	19%	26,5%	40,4%	24,9%
Northern	107718	42,5%	48,8%	55,4%	47,8%
Southern	147328	36,3%	48,5%	74,2%	49,8%
Tygerberg	113190	27,8%	40,2%	54,7%	37,4%
Western	143609	49,9%	61,4%	76%	59,8%



# Communications



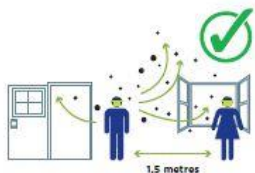
# Keeping Safe Messaging

## Stay Safe with your family and friends

STAY SAFE  
**MOVE FORWARD**

We must all stand together to beat the third wave of the coronavirus. We can do this by understanding how coronavirus spreads and keeping up our good habits.

- Coronavirus spreads through the air when people breathe, talk, cough, sing or shout.
- It spreads quickly during waves that last several months.



### We can protect ourselves by:

- Keeping gatherings small, short and outdoors.
- Making sure we have as much fresh air as possible indoors.
- Wearing our masks when with others or leaving the house.



### Mask up!

- A 3-layer cloth mask halves the amount of coronavirus you breathe in.
- Masks protect you and the other person - it shows you care.

### Stay home for 10 days and test if you develop coronavirus symptoms:

- Cough
- Loss of smell or taste
- Sore throat
- Body aches
- Fever

Try to stay separate from others in your home. If you can't, wear a mask and open doors and windows.

### Go to hospital immediately if you develop:

- Difficulty breathing
- Chest pain or pressure that won't go away
- Confusion
- Can't wake up completely

## Spend time with others safely

STAY SAFE  
**MOVE FORWARD**



If you are sick, stay at home.



Keep physical distance from others.



Wear a mask.



Cover your cough.



Don't spit, shout or sing close to other people.



Wash or sanitize your hands often.



Do not shake hands, hug or kiss anyone outside those in your home.



Postpone or cancel parties



Limit the size of your gatherings and keep them short.



Meet outside where possible.



If you must be inside, open windows and doors to create good airflow.


**Be extra careful if you are at risk of severe COVID-19: over 55 years or with diabetes, HIV, TB, kidney disease, hypertension, chronic lung disease or cancer.**



**Stay safe  
...  
VACCINATE**

# Localised vaccination messaging

Public Notice  
2 August 2021



Minister Nomafrrench Mbombo welcomes Qolweni community members transported by Red Dot Taxi's to the Plett Town Clinic vaccination site.

The COVID-19 vaccine supply remains under pressure in the Western Cape, with demand for vaccinations exceeding our available supplies in both the Metro and in Rural districts. As we await our allocated supply from the National Department of Health for the week, our Department will continue to work tirelessly to ensure that each facility is provided with enough vaccines to manage and support the current demand. We expect the pressure to ease next week. Our staff are committed to providing you with an excellent vaccine service and we ask for your support and patience.



Western Cape  
Government  
Health



2 AUGUST 2021

If you are 35 years and older then come to **4 Dorp Street** to receive a **Covid-19 vaccination**. **Registration assistance is also available**. The Department of Health's vaccination site will be open from 08:00 to 14:00. Please remember to bring your ID.

**Weekend vaccinations 31 July and 1 August**

**5 565 people took up the opportunity to be vaccinated over the weekend.**



Western Cape  
Government  
Health



Western Cape  
Government  
Health





# Media also being vaccinated

"I got vaccinated to play a part in beating this dreaded illness and to save lives. I encourage you to register to do the same!"

**Lauren Isaacs,**  
Eyewitness News reporter



"I got my first Pfizer jab today. **Please get vaccinated.** It's the only way we can have our normal lives back."

**Marvin Charles, journalist at Media24**



# Equity in vaccinations



Ensuring equitable and fair access to COVID-19 vaccinations, undocumented clients are being vaccinated.

Publication: Hospital Post (Mitchell's Plain)  
Date: Tuesday, August 03, 2021  
Page: 4

## WESTRIDGE Mall hosts pop-up vaccine site

SAMANTHA LEE-JACOBS

Religious leaders in Mitchell's Plain have joined forces with the provincial health department in a bid to encourage locals to get vaccinated. With a record vaccination hesitancy among residents 50 and older, the department hopes the move to involve religious leaders, spreading the message by leading through example, will assist in getting more interested in being vaccinated.

Two local pastors were also vaccinated at a pop-up vaccination site.

The one-day pop-up facility was launched in July, following which it opened at Westridge Mall on Thursday 29 July.

With it being month-end, the vaccination drive was intended to get shoppers to get vaccinated at the mall, saving them a trip to a permanent vaccination site.

The site was also visited by provincial health

minister, Dr Nomsa Mkhomo.

She says they had noted vaccination numbers in the area were good, but later discovered that a large majority of these numbers were made up of residents who travelled from outside the area to be vaccinated, due to vaccination capacity at Mitchell's Plain sites, such as the Lantana Psychiatric Hospital.

Despite inclement weather, officials were pleased with the turnout, being able to vaccinate hundreds of people, and assisting those not prepared, to get vaccinated.

The following step in the pop-up will be a second visit to Bonteheuwel in Tokai Centre and Phillip, today (Tuesday 3 August) and tomorrow (Wednesday 4 August) to assist those who are unvaccinated, making use of South African Social Security Agency (SASSA) grant queues and shopping at these stores.

Vaccinations are carried out by open to residents aged 50 and up with vaccinations due for the final adult age group - 59-64 - set to commence in September.



PHOTO: SAMANTHA LEE-JACOBS

Publication: Cape Times  
Date: Tuesday, August 03, 2021  
Page: 3



A pop-up vaccination station has been set up at Kogelbaai hospital to help ramp up the Covid-19 vaccine roll-out. Sponsored by the Cipta Foundation, the facility is the first of three mobile stations that will also be placed at the Janina River and Vredenburg community clinics.

HEINZ KRUGER / ANA News Agency (DPA)



95-year-old Alice Denn was the oldest person to receive her vaccination at Disa Hall on the premises of Tygerberg hospital.



Western Cape  
Government  
Health



# Conclusions

## Concluding remarks

---

1. We are **in the peak of 3<sup>rd</sup> wave**, but urge everyone to **adhere strictly to protective behaviours**, as a **key drive to contain** it. We will **monitor the 3<sup>rd</sup> wave** over **the coming 2-3 weeks**.
2. We have **revised our response for the 3<sup>rd</sup> wave**, with **clearly identified trigger points** for an **appropriate health platform and societal response**.
3. We continue to require a concerted **whole of government** and **whole of society response** to **flatten the 3<sup>rd</sup> wave**, to protect the health system.
4. We have **scaled up** our **Phase 2 vaccination capacity** to **administer vaccines** over the past 10 weeks, in a **sequential manner** in **each geographic area**. We have the **capacity to scale up rapidly**, as we **receive more vaccines**.
5. We need to continue to **mobilise and assist everyone >35 years** to be **registered on the EVDS for Phase 2**, and **to be vaccinated**, and **prepare for >18yrs** as from **1 September**.

# Thank you