



**Western Cape
Government**

Health

Premier's Digital Conference

Health Update

Dr K Cloete

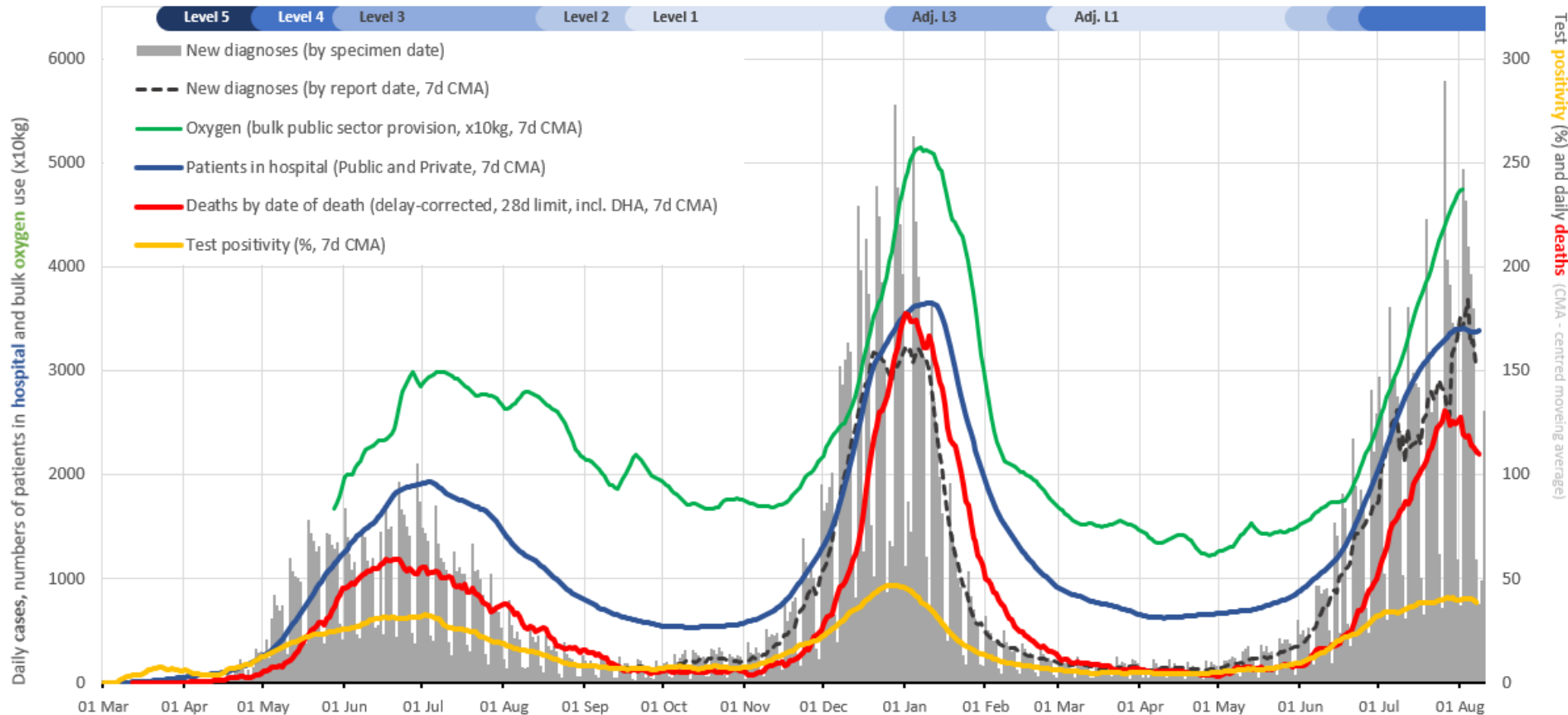
12 August 2021

Overview

1. Surveillance & Response Update
2. Expectations for the 3rd wave
3. The triggered third wave response
4. Vaccine Implementation update
5. Conclusions

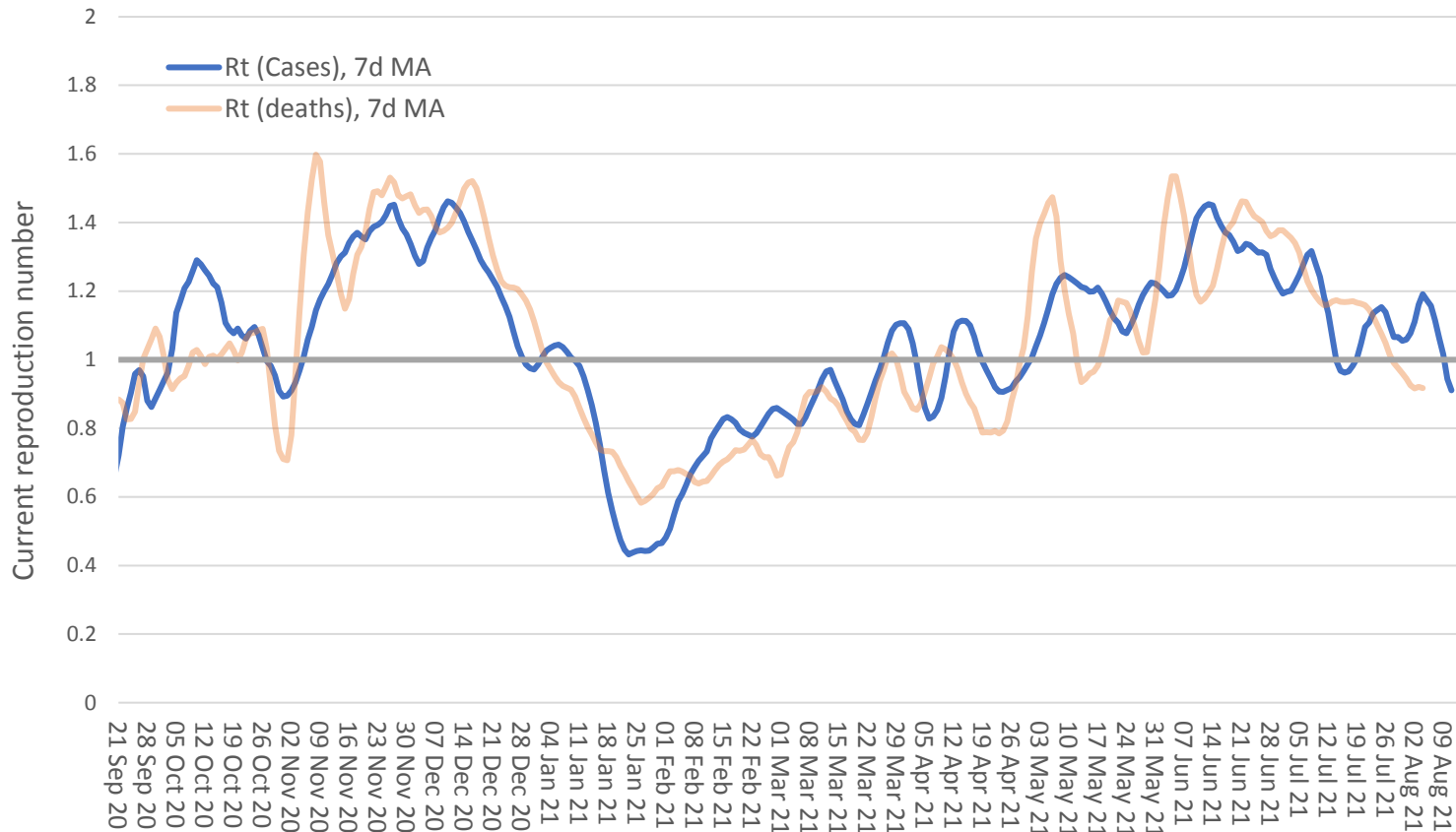
Surveillance & Response Update

Integrated testing, case, hospitalisation and mortality trends



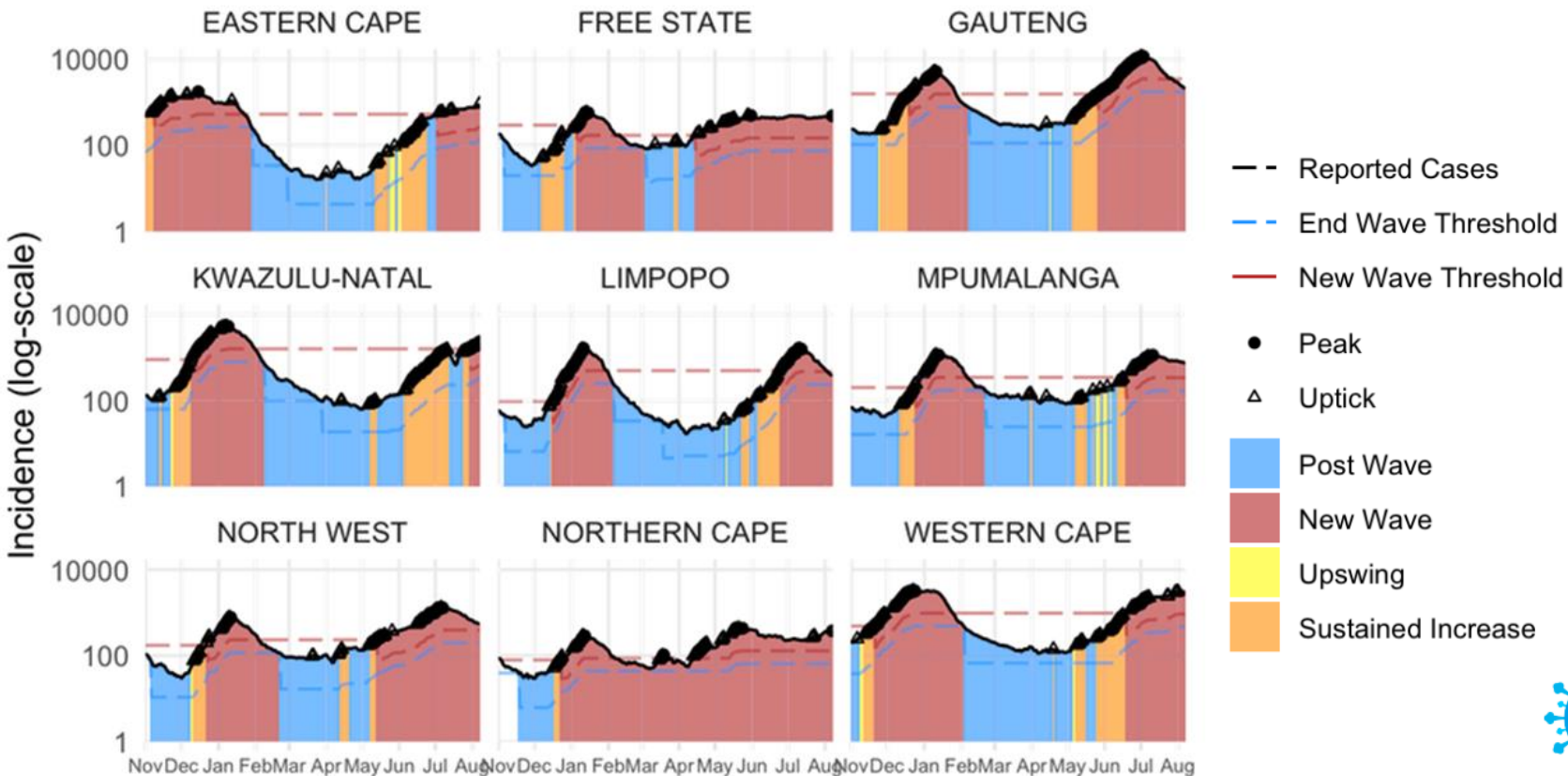
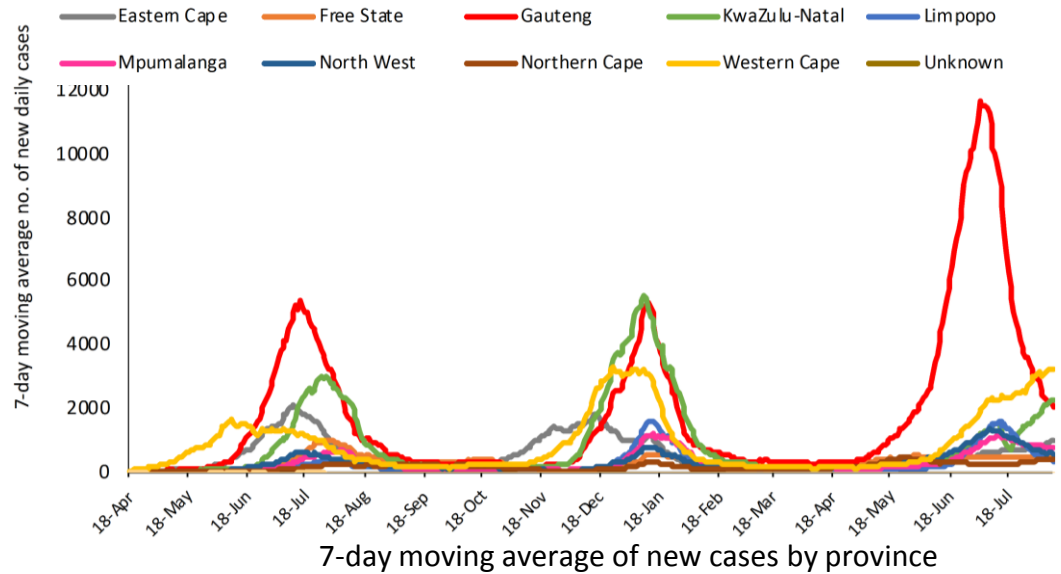
Current reproduction number (Western Cape)

Reproduction number based on cases currently ~ 0.9 (note extra data delays this week due to PH)



National trends

- KZN has entered 3rd wave & all other provinces remain in 3rd wave.
- Gauteng: Decreases continue.
- WC has most daily new cases, followed by KZN & Gauteng.





Provincial Resurgence Overview



Health Impact Assessment
WC Department of Health
Last Updated:

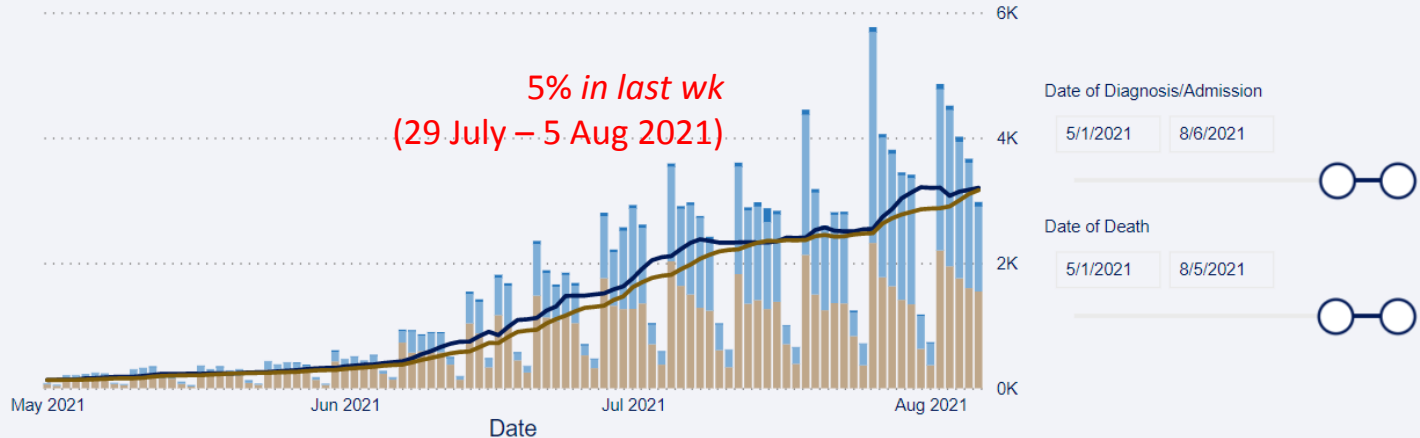
8/10/2021 4:02:46 AM

No. of Cases, 7 Day Moving Average and 14 Day Moving Average by Date and Sector

Sector Private/Other Public Unknown 7 Day Moving Average 14 Day Moving Average

Select District, Subdistrict:

- ☐ Cape Winelands
- ☐ Central Karoo
- ☐ City of Cape Town
 - ☐ Eastern
 - ☐ Khayelitsha
 - ☐ Klipfontein
 - ☐ Mitchells Plain
 - ☐ Northern
 - ☐ Southern
 - ☐ Tygerberg
 - ☐ Western
- ☐ Garden Route
- ☐ Overberg
- ☐ West Coast



Proportion Positive and Overall Positivity by Date and Sector (*Provincial Only)

Sector Private/Other Public Overall Positivity



No. of New Admissions and 7 Day MA by Date and Sector

Sector Private Public 7 Day MA



No. of Deaths and 7 Day MA by Date and Sector

Sector Private/Other Public 7 Day MA



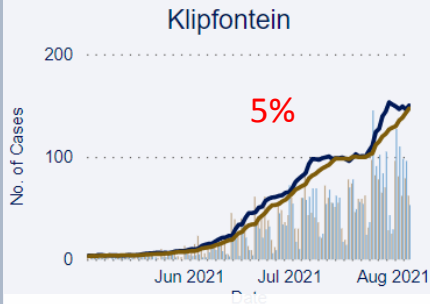
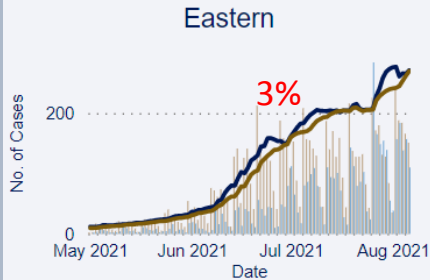
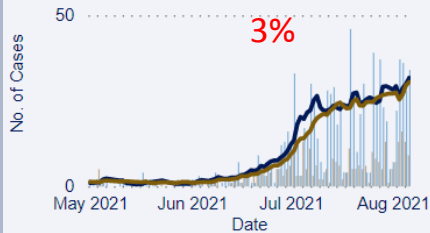
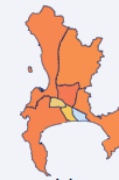
Provincial Overview

We appear to have entered the peak of the 3rd wave but there may be some data delays due to long weekend.

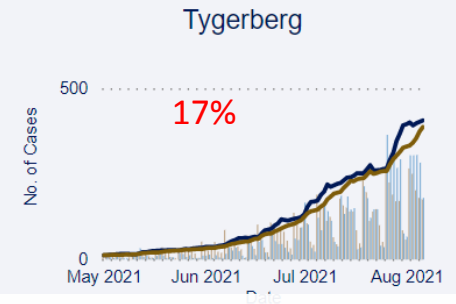
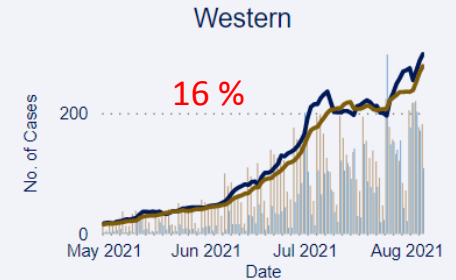
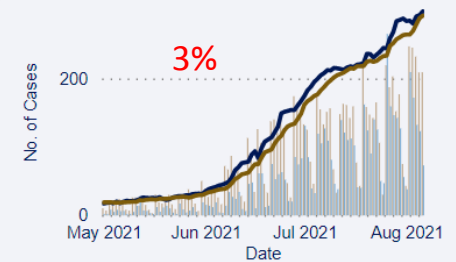
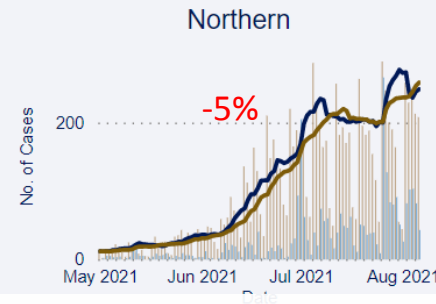
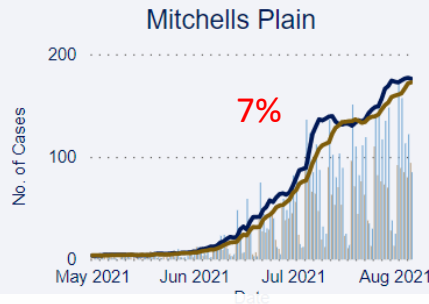
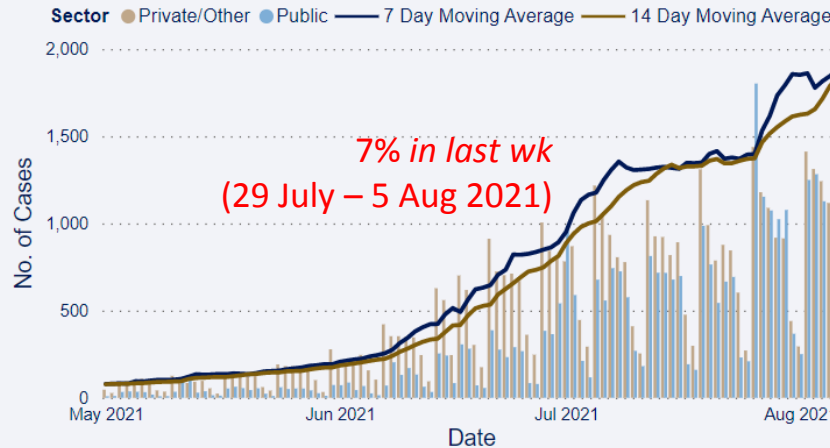
- Case numbers continue to increase but at a slower rate.
- The **proportion positive** remains high at an average of **41%**.
- We are currently seeing an **average of 3100 new diagnoses** each day. Admissions and deaths have remained at the same level with around **335 new admissions** and around **108 deaths** each day.



Metro Resurgence Overview



Metro Overview: No. of Cases with 7 and 14 Day MA by Date and by sector

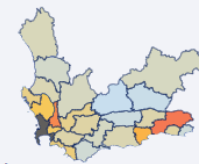


Metro Overview

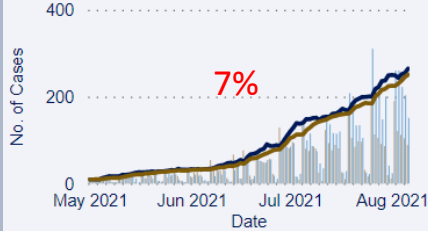
- Overall, there is a **7% week on week increase** in daily new cases in the **Metro**.
- Most sub-districts are seeing an increase in case numbers but at a slower rate.



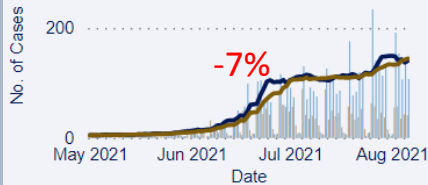
Rural Resurgence Overview



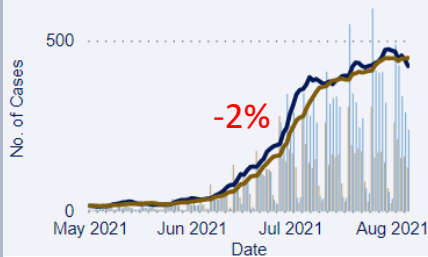
West Coast



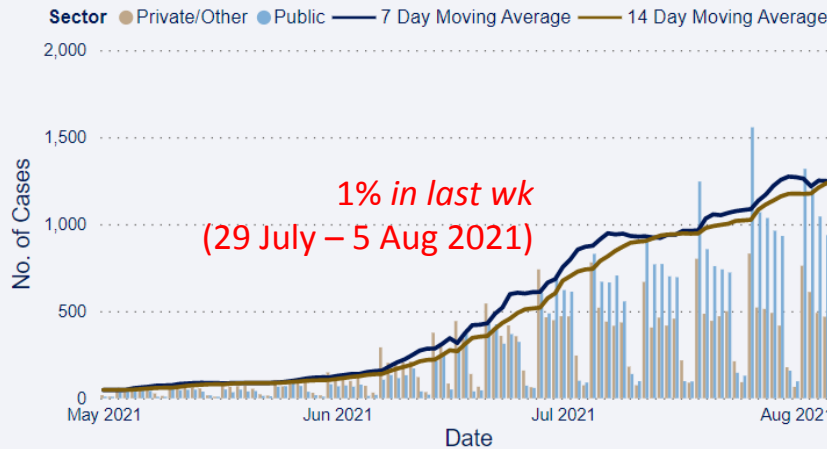
Overberg



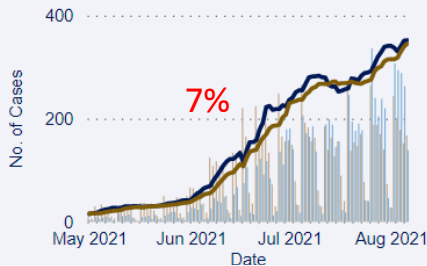
Garden Route



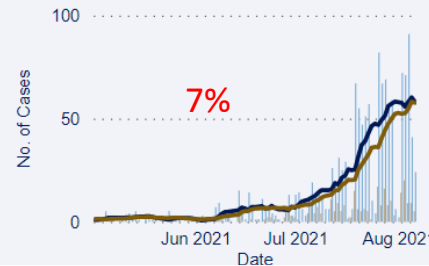
Rural Overview: No. of Cases with 7 and 14 Day MA by Date and by sector



Cape Winelands



Central Karoo



No. of Cases by Rural Subdistrict

District	Subdistrict	No. of Cases
Garden Route	George	8,816
Cape Winelands	Drakenstein	7,897
Garden Route	Mossel Bay	5,447
West Coast	Swartland	3,821
Cape Winelands	Stellenbosch	3,506
Overberg	Overstrand	3,008
West Coast	Saldanha Bay	2,713
Cape Winelands	Breede Valley	2,552
Garden Route	Knysna	2,009
Cape Winelands	Langeberg	1,955
Overberg	Theewaterskloof	1,820
Garden Route	Oudtshoorn	1,784
Garden Route	Hessequa	1,623
West Coast	Bergervier	1,564
West Coast	Matzikama	1,419
Cape Winelands	Witzenberg	1,290
Central Karoo	Beaufort West	1,253
Overberg	Swellendam	1,233
West Coast	Cederberg	1,034
Overberg	Cape Agulhas	775
Garden Route	Bitou	677
Garden Route	Kannaland	467
Central Karoo	Prince Albert	270
Central Karoo	Laingsburg	131
Total		57,064

Rural Overview

- A similar pattern of small percent increase in case numbers is being seen in the rural districts, with possible plateauing of cases numbers in Garden Route and Overberg.
- Overall, there is a **1% week on week increase** in daily new cases in the **Rural districts**.

Active Cases Resurgence Monitor



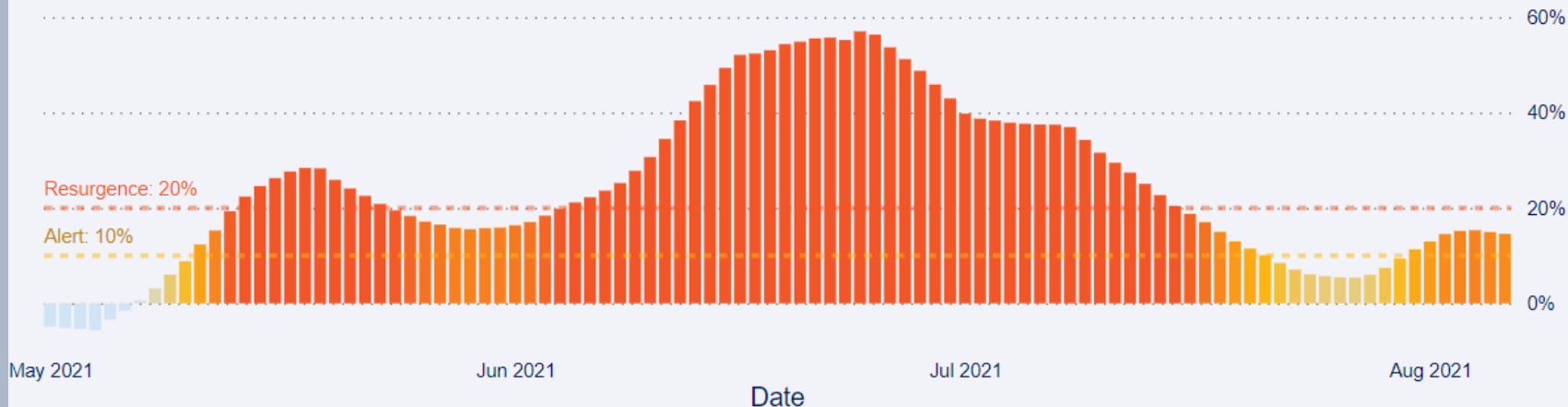
Health Impact Assessment
WC Department of Health

Last Updated:

8/10/2021 4:02:46 AM

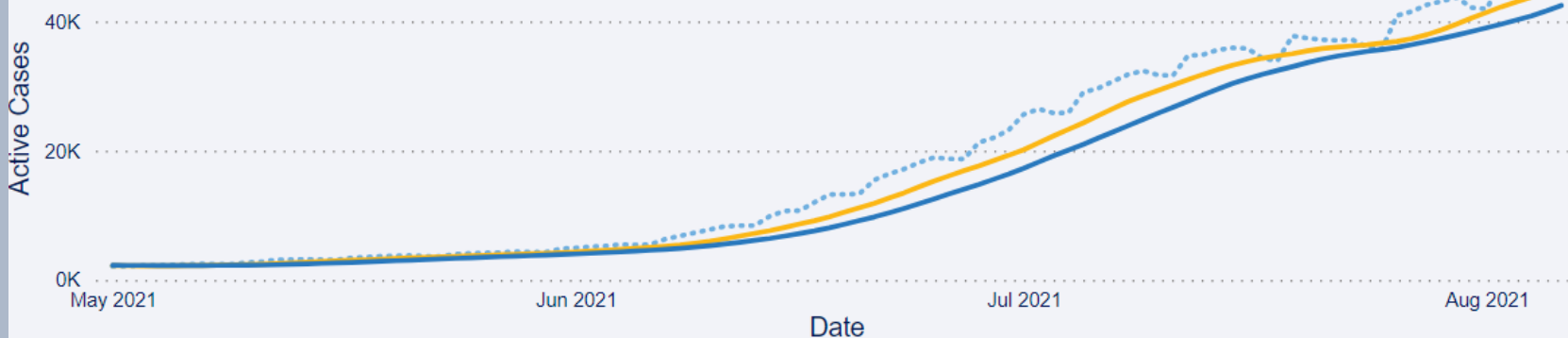
% difference in 7 Day MA Active Cases by Date

% difference in 7 Day MA Active Cases 0.00% 10.00% 20.00%

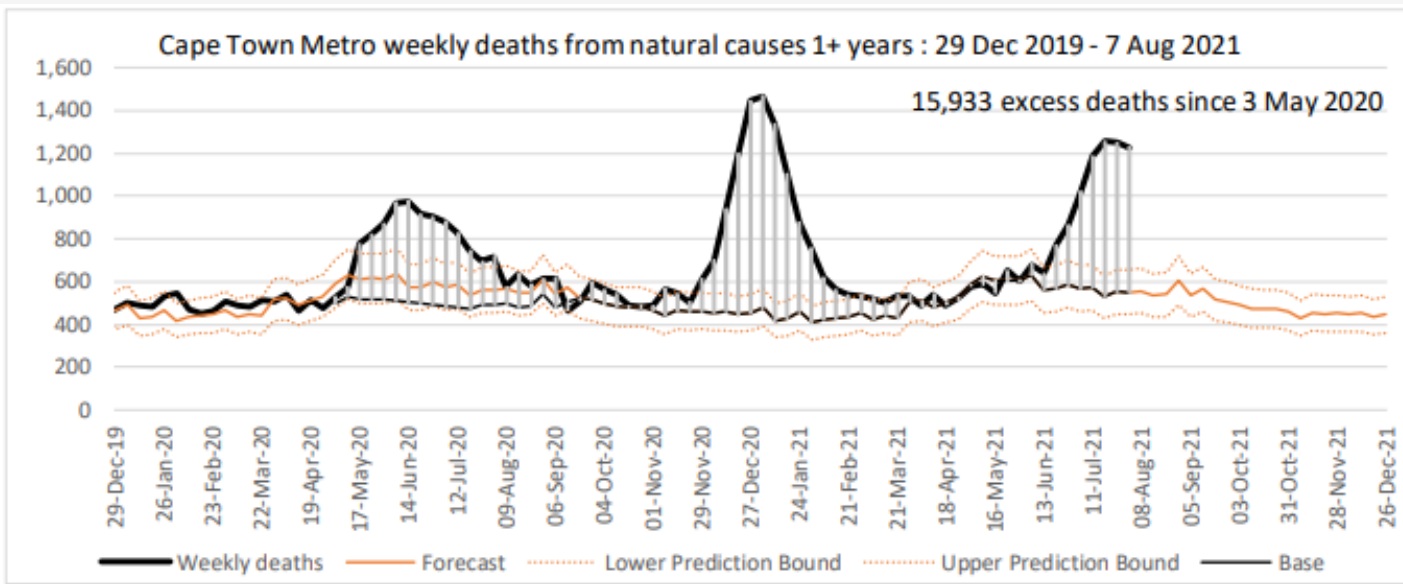
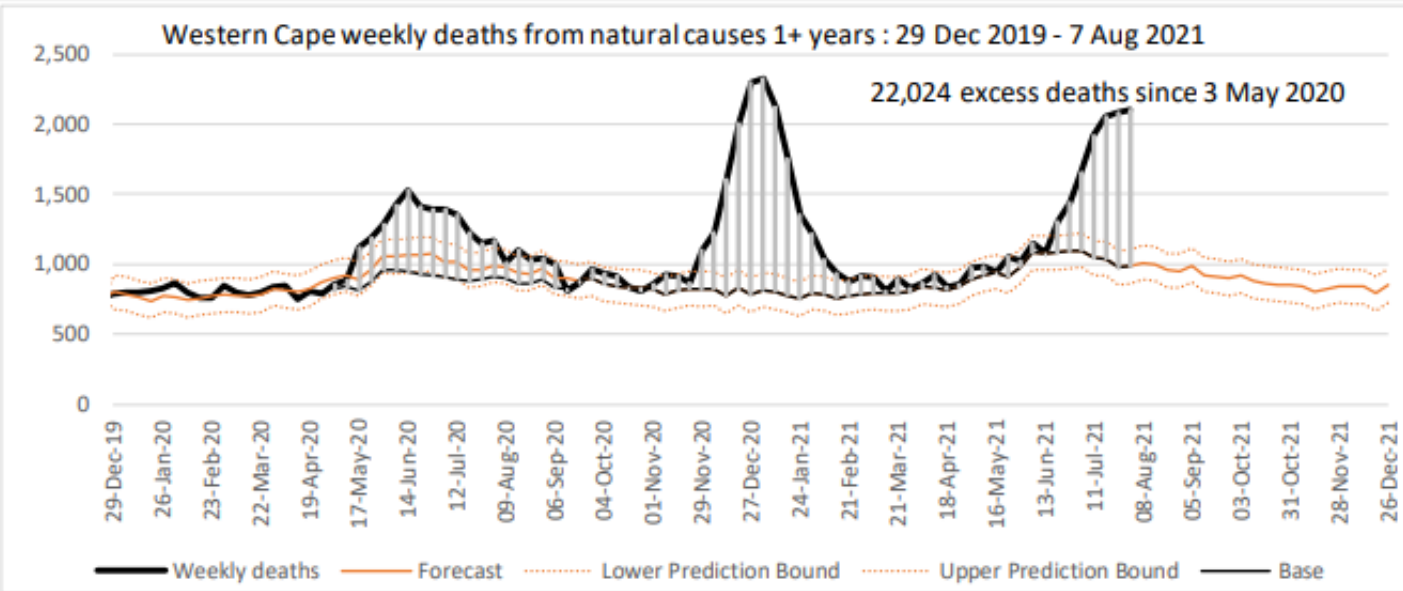


Active Cases, Average Last 7 days Active Cases and Average Last 14 days Active Cases by Date

● Active Cases ● Average Last 7 days Active Cases ● Average Last 14 days Active Cases



There are currently **44 506 active infectious cases**. This is **5228 more active cases (13%)** in the **last week**.
The **risk of being exposed to COVID-19 at gatherings** therefore **remains very high**
due to the high number of active cases.



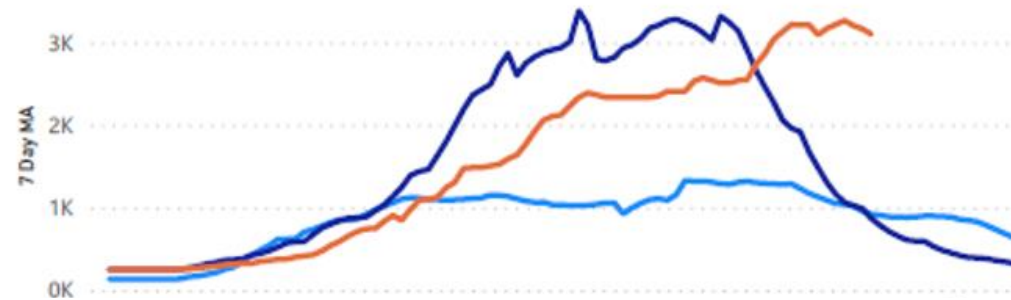
Excess deaths appear to be plateauing in Western Cape and CT Metro.

Comparing the waves

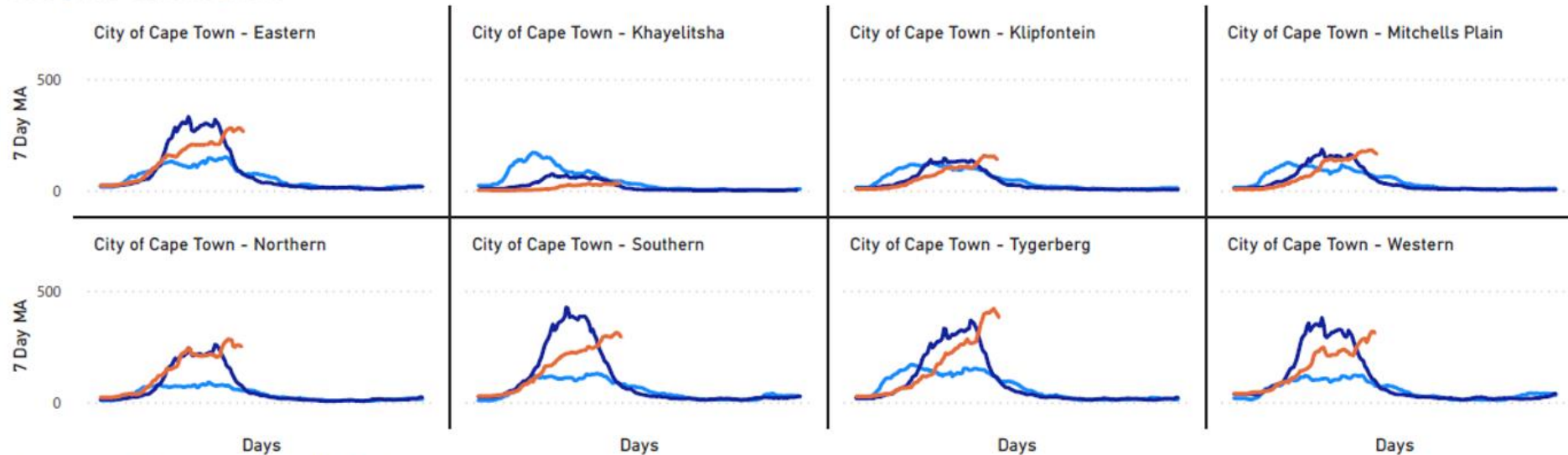
- 3rd wave case incidence same as wave 2 peak
- Peak case incidence **higher than 2nd wave** in:
Metro: Northern, Klipfontein, Mitchells Plain, Tygerberg
Rural: Garden Route, West Coast, Central Karoo

7 Day Moving Average - WESTERN CAPE

Wave ● Wave 1 ● Wave 2 ● Wave 3

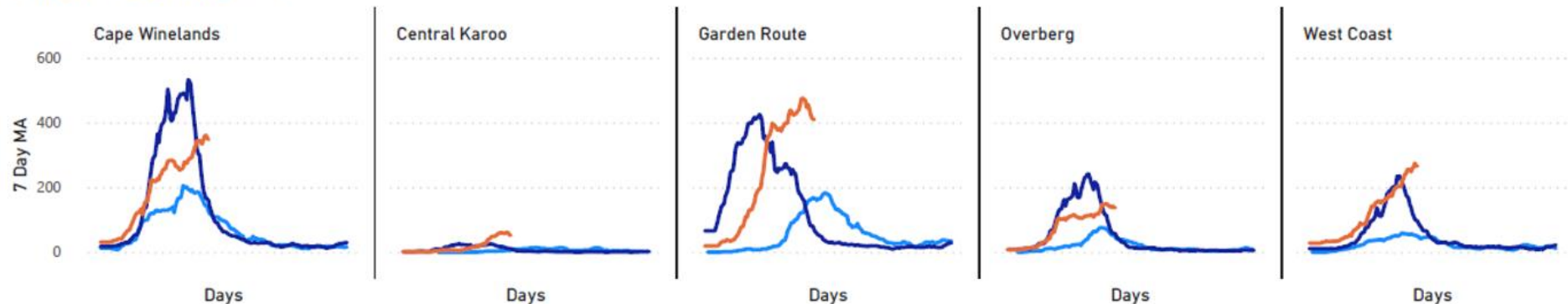


Wave ● Wave 1 ● Wave 2 ● Wave 3



7 Day Moving Average - WESTERN CAPE

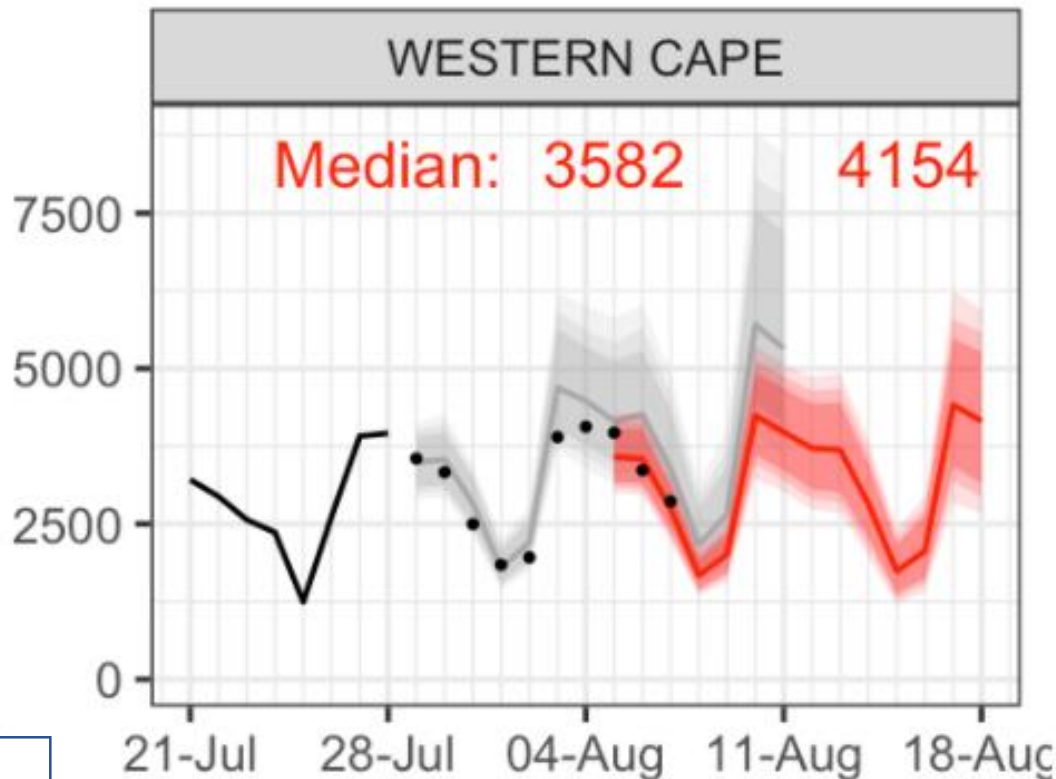
Wave ● Wave 1 ● Wave 2 ● Wave 3



Expectations for the Third Wave

Short term predictions from SACMC – new cases

Forecast has stabilized and predicting very modest increase in cases for next week.



Black line:
previous cases

Grey line:
forecast for this week

Dots:
actual cases

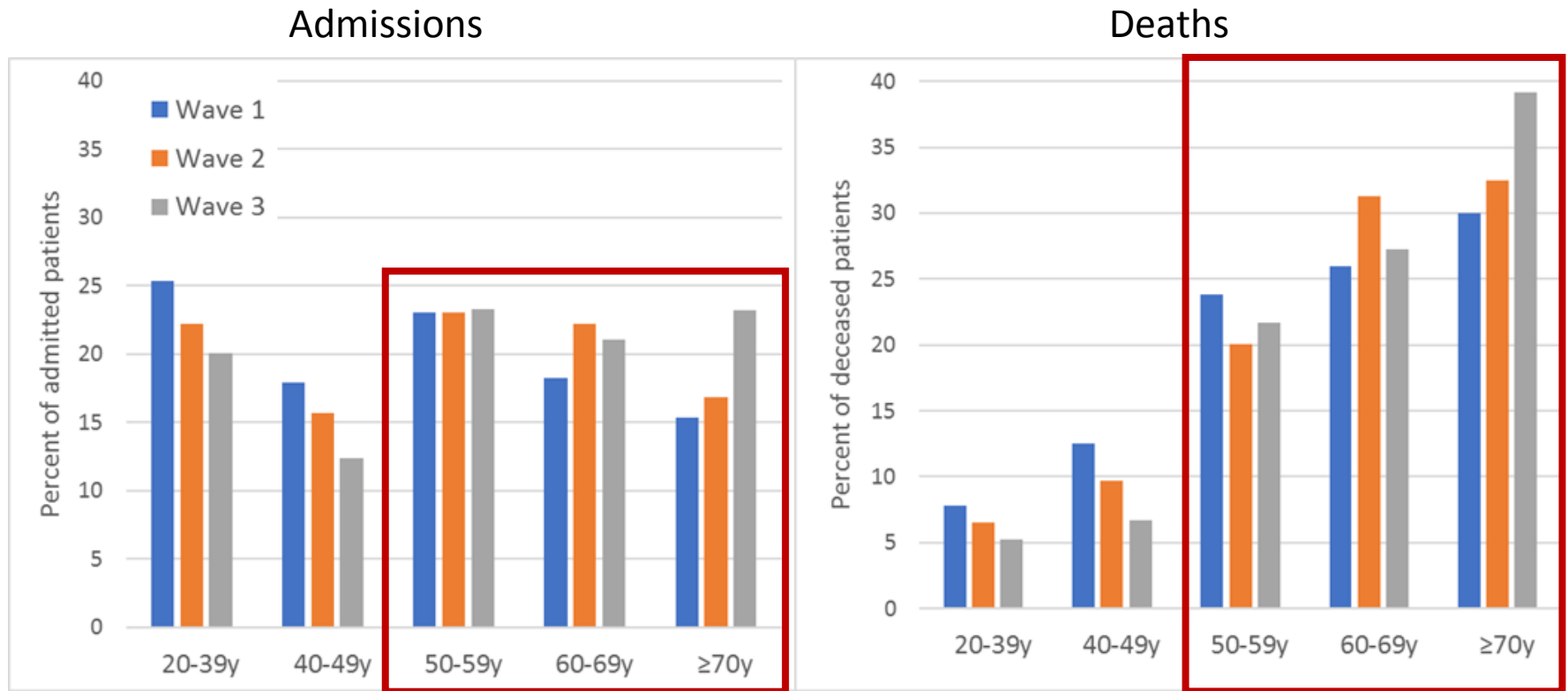
Red line:
Prediction for next week

Probability that provinces in 3rd wave have passed peak by 7 August 2021

Province	Probability (%)
Eastern Cape	3
Free State	14
KwaZulu-Natal	25
Limpopo	93
Mpumalanga	56
North West	58
Northern Cape	12
Western Cape	34

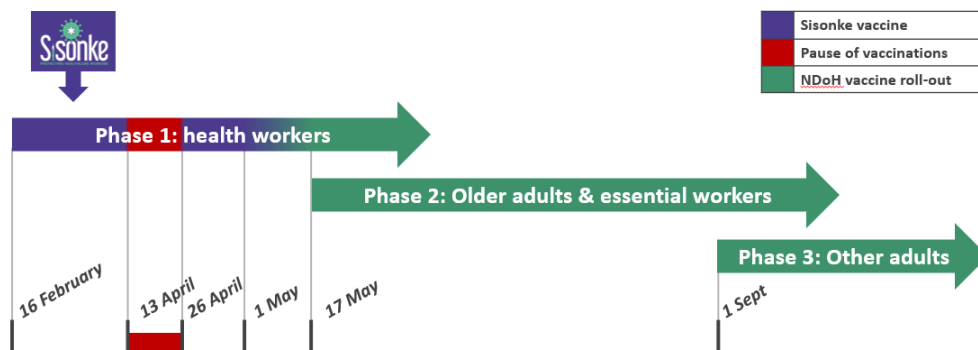
Probability that the WC has passed the peak has increased to 34% (previously 27%) due to plateauing in case numbers last week.

Comparison of proportion of cases and admissions in different age groups by wave

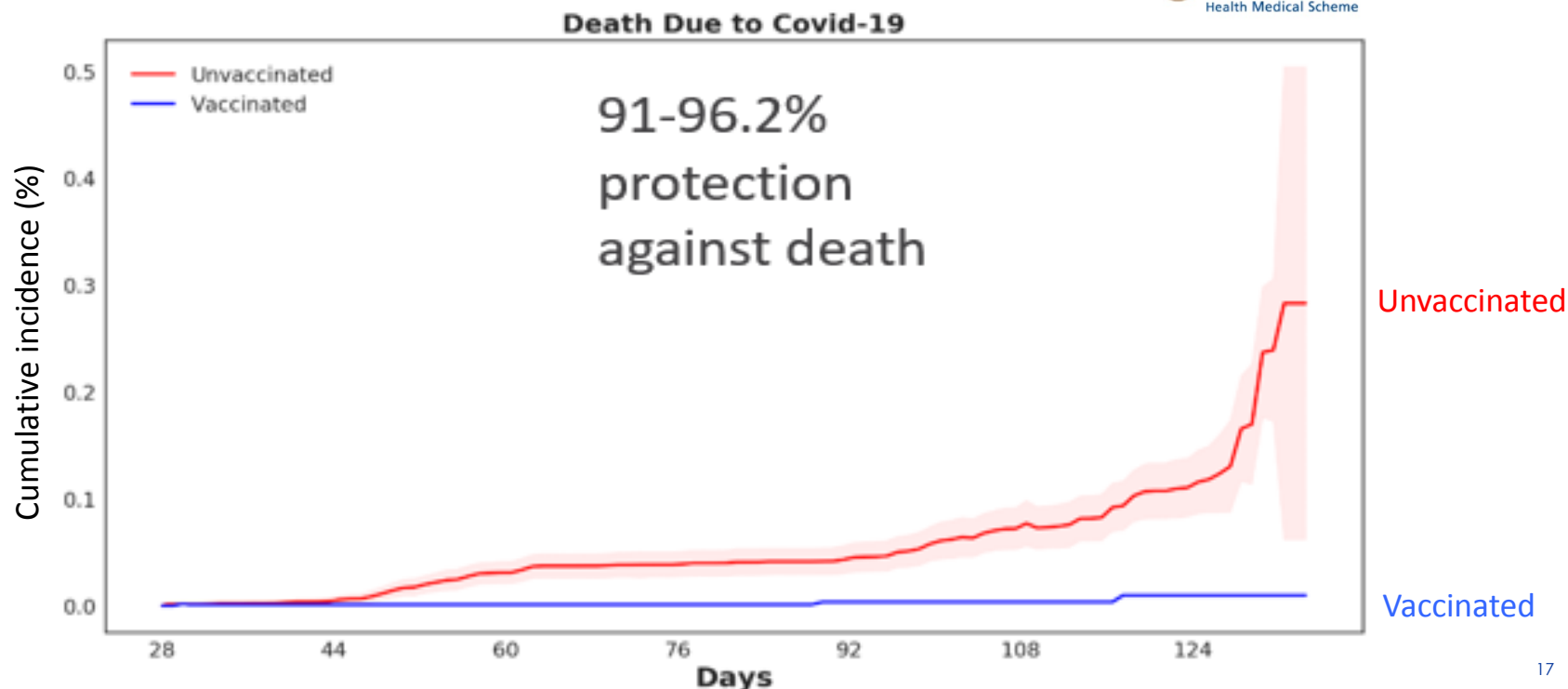


68% of admissions and 87% of deaths in wave 3 are in those 50 years and older
→ **these age groups need to urgently get vaccinated** as remain at **high risk of admission & death in subsequent waves.**

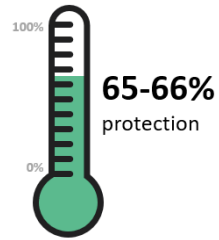
Sisonke provided the Janssen® (JNJ) Ad26.COVS.S vaccine to health workers ahead of the third wave




Update on the Janssen® (JNJ) Ad26.COVS.S vaccine



1 The JNJ vaccine prevents hospitalisations and death (results from two data sets)



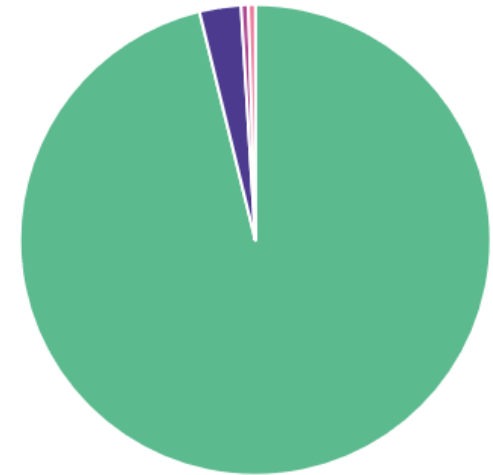
Hospitalisation



Death

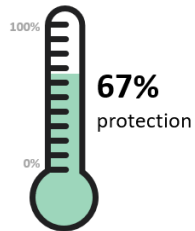


- Mild: 96%
- Moderate: 3%
- Severe: Less than 0.05%
- Death: Less than 0.05%

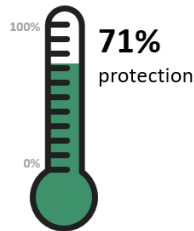


2 When breakthrough infections happen they are mild!

3 Protection is good against both beta and delta variants



Hospitalisation
(Beta dominant)



Hospitalisation
(Delta dominant)

N = 134 256 people

Protection is as good, if not better, against delta variant.



4

The JNJ vaccine is safe













- No safety signal detected
- In line with what we are seeing globally
- Two cases of the rare clotting disorder (TTS – Thrombocytopenic Thrombosis Syndrome): Both have made a complete recovery.

The triggered Third Wave Response

Western Cape 3rd wave advisory

Principle: Transparent pre-defined triggers for whole of society response to reduce transmission and prepare health services. **Note: Metrics in bold met**

Indicator	Example of Resurgence Metric	
First warning: ↑ health service demand in 14-21d	  	<p>Large ↑ daily cases (increase for ≥ 1 week of ≥ 20%)</p> <p>Overall test positivity >7% for ≥1 week</p> <p>>15% of hospitals have >10% of beds occupied by COVID-19 patients</p> <p>>50% ↑ in pre-COVID-19 hospital O₂ use</p>
Second warning: ↑ health service demand in 7-14d	  	<p>Overall test positivity 10-15% for ≥1 week</p> <p>>15% week-on-week increase in 7dma of current admissions</p> <p>>40% of hospitals have >10% of beds occupied by COVID-19 patients</p> <p>>75% ↑ in pre-COVID-19 hospital O₂ use</p>
Third warning: ↑ health service demand in 2-7d	 	<p>>20% week-on-week increase in 7dma of current admissions (30.8% ↓ to 0.9%)</p> <p>>50% of hospitals have >20% of beds occupied by COVID-19 patients (72%)</p> <p>>50% of high care, intensive care & HFNO₂ COVID-19 beds occupied (114%)</p> <p>>100% ↑ in pre-COVID-19 hospital O₂ use (currently at 47T/day or >100%)</p>
Health service capacity threatened	 	<p>>2800 current COVID-19 inpatients (currently at 3665 admissions)</p> <p>Note: This is across both public and private sector.</p> <p>>80% of high care, intensive care & HFNO₂ COVID-19 beds occupied (114%)</p> <p>>200% ↑ in pre-COVID-19 hospital O₂ use (currently at 47T/day or ~285%)</p>

Acute service platform – current picture

1. Currently **3 665 COVID patients** in our acute hospitals (**2 069** in **public** hospitals & **1 596**) in **private** hospitals). This **excludes PUIs** and **cases in specialised hospital** settings.
2. The **Metro hospitals** have an average **occupancy rate** of **99%**; **George** drainage area hospitals at **69%**; **Paarl** drainage area hospitals at **82%** & **Worcester** drainage area hospitals at **70%**.
3. **COVID & PUI cases** currently make up **30 %** of all available acute general hospital capacity in both Metro and Rural Regional Hospital drainage areas.
4. **COVID inter-mediate care** – the **Brackengate Hospital of Hope** currently has **288** patients (**5 358** cumulative patients), **Freesia & Ward 99** have **0** patients, **Mitchell Plain Hospital of Hope** has **132** patients (**an additional ward had been opened**) and **Sonstraal** currently has **60** patients.
5. The Metro **mass fatality centre** has capacity for **240 bodies**; currently **63 decedents (cumulative total of 1 855 bodies)** admitted. The overall capacity has been successfully managed across the province.

Current Public Sector Acute Bed Utilisation per Drainage Area



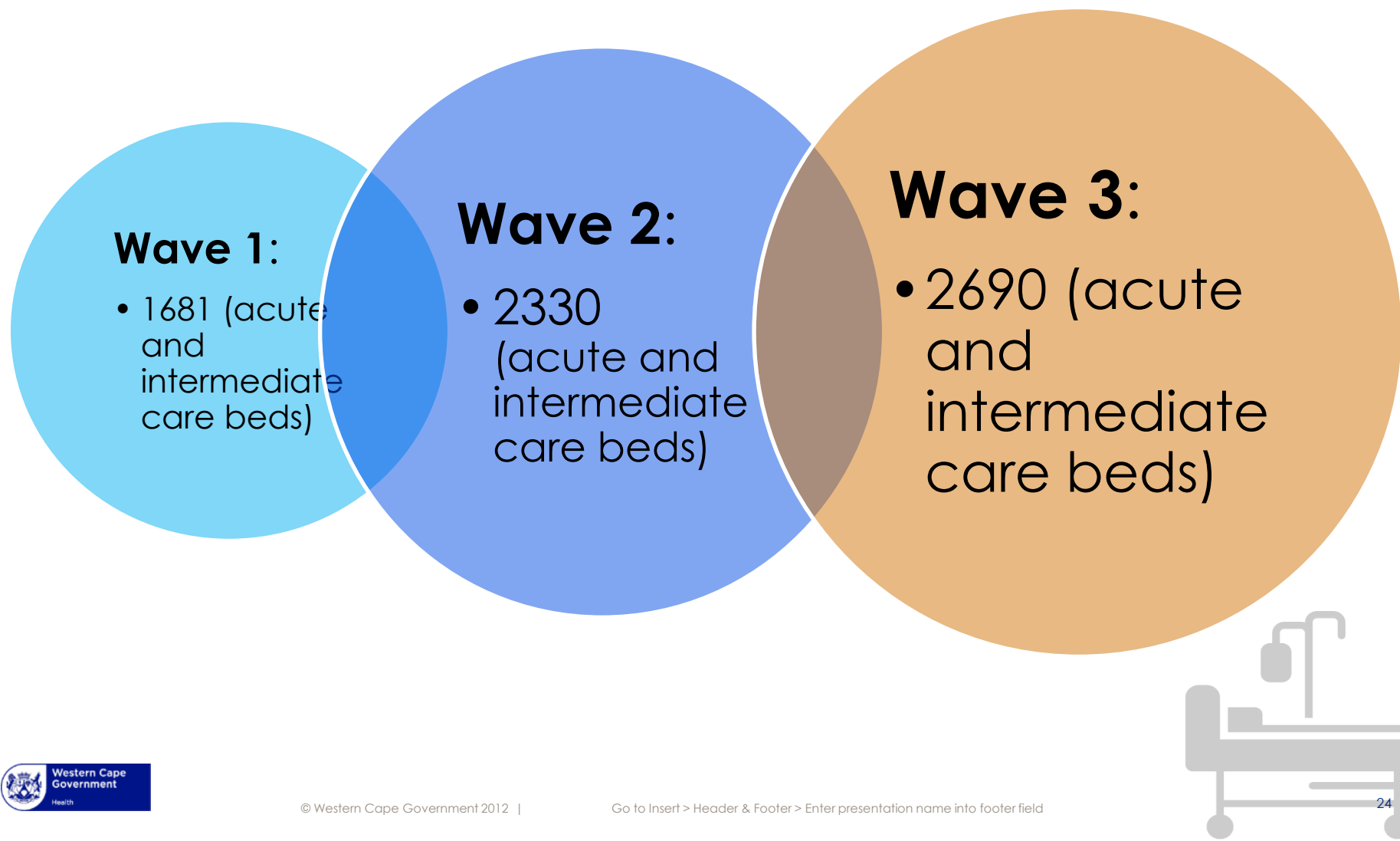
WCDOH: Daily Operational Bed Status Dashboard as at 11/08/2021

Drainage Area	Operational Beds	Filled Beds	BUR %	COVID BUR %	% Covid patients	BUR % for Designated Covid Beds(General Wards)	BUR % for Designated Covid Beds(Critical Care)
Cape Town /Metro	5,065	4,991	99%	81%	28%	77%	129%
George	918	635	69%	69%	35%	65%	113%
Paarl	988	813	82%	83%	33%	82%	111%
Worcester	769	537	70%	43%	29%	43%	50%
SubTotal WCDOH	7,740	6,976	90%	75%	30%	72%	114%

Excluding Specialised Hospitals e.g. Mowbray Maternity, Psychiatric Hospitals, etc

Operational Bed = an inpatient bed available for inpatient use that is staffed and equipped.

COVID-19 Bed Capacity (Public Sector)



Oxygen utilisation – general comments

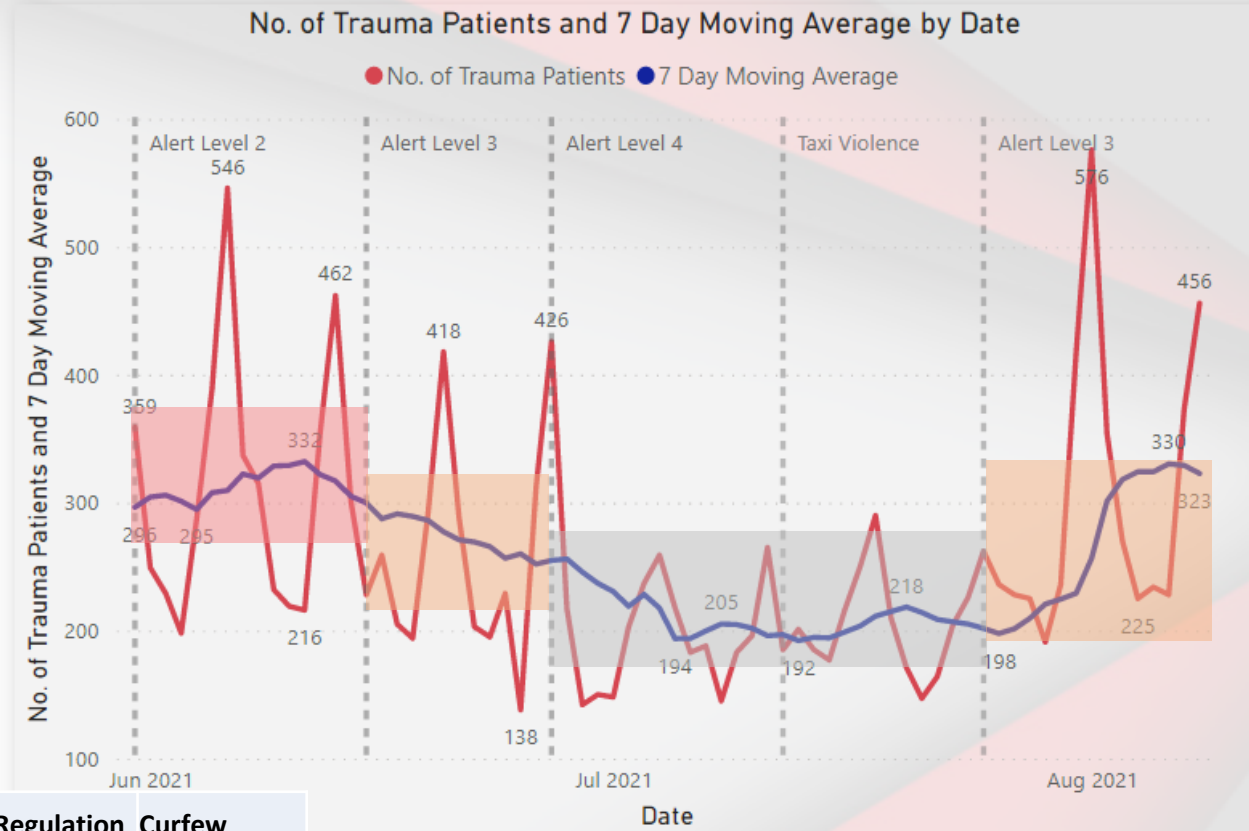
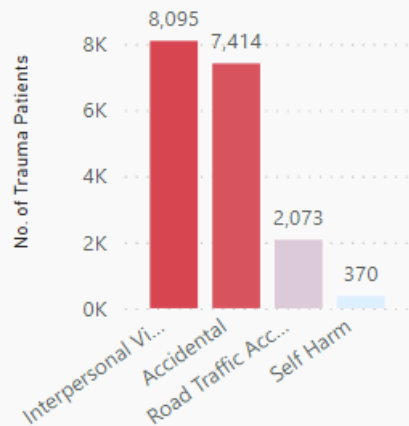
1. The **combined public-private** utilisation is now **76.99 tons/day (102.6 % of the maximal production capacity of 75 tons/day)** at the Afrox Western Cape plant.
2. The **public sector total average bulk oxygen** consumption is **47.06 tons/day** for the 7-day period **ending 30th July 2021**.
3. Both **public and private sectors** had successfully addressed **some of the capacity challenges** at facility level in preparation for the 3rd wave.
4. We will **continue to monitor the utilisation of oxygen** over the coming weeks and continue **the regular oxygen huddles with Afrox**.
5. In addition to the increased production capacity at the WC plant **around 22 tons of oxygen are being brought into the province by tankers to supplement**

WC Sentinel Trauma Report

Source: **HEC** **ITS**

Overview of changes in recent trauma presentations (31 May 2021-08 August 2021)

No. of Trauma Patients by Trauma Category



Date Period	Lockdown Level	Alcohol Regulation	Curfew
31 May -15 June 2021	Alert Level 2	No restrictions	23:00-04:00
16 June -27 June 2021	Adjusted Level 3	Offsite sale restriction Mon-Thurs 10-00-18:00	22:00-04:00
28 June – 25 July 2021	Adjusted Level 4	Complete prohibition of sale	21:00-04:00
>26 July 2021	Adjusted Level 3	Offsite sale restriction Mon-Thurs 10-00-18:00	22:00-04:00

During alert level 2, there were no restrictions on alcohol sales. Trauma presentations continued with weekend and start/end of month peaks (despite a stricter curfew relative to alert level 1).

Alert Level 3 introduced some restrictions on alcohol sales and saw a decreasing trend of trauma presentations.

Alert level 4 and a complete prohibition on alcohol sales saw significant declines in trauma presentations from an already reduced baseline.

Recent shift back to Alert Level 3 with a lift on the complete alcohol ban at the end of a month resulted in significant trauma to hospitals

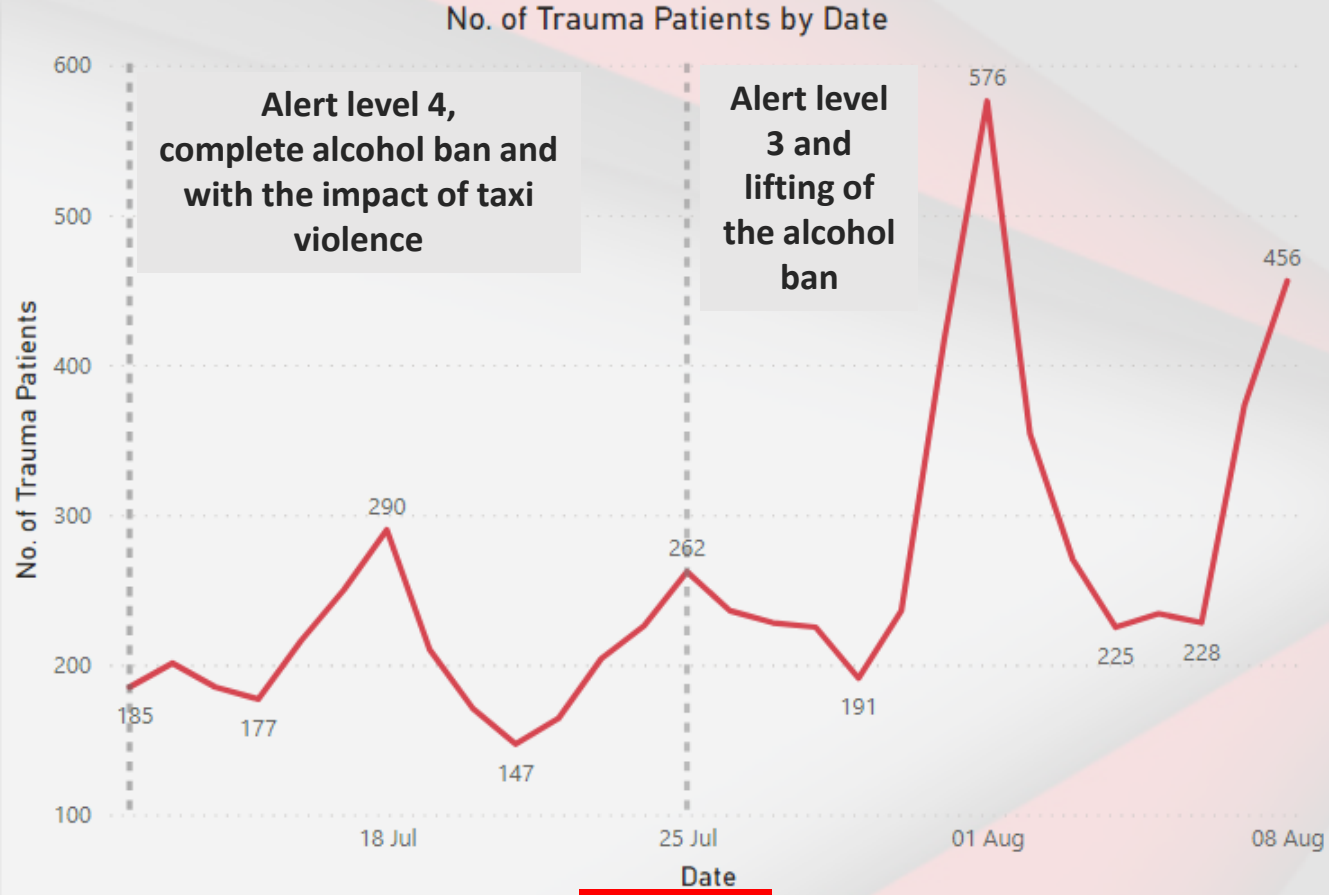
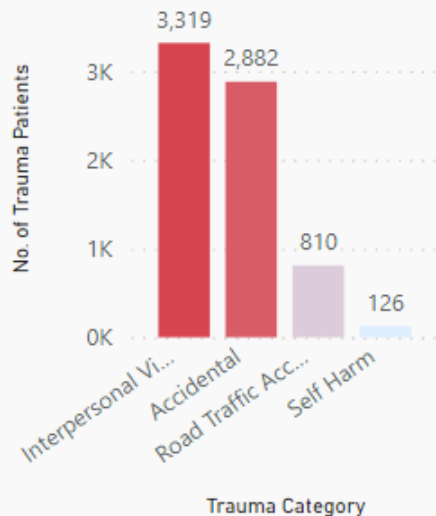
WC Sentinel Trauma Report

This report shows a sample of 17 hospital emergency centres and their trauma patient numbers over time

Source: **HEC** **T** **IS**
Health Emergency Centre Trauma Information System

Overview of changes in recent trauma presentations (12 July 2021-08 August 2021)

No. of Trauma Patients by Trauma Category



The change to alert level 3 and the recent lifting of the alcohol ban, despite a higher baseline due to the recent taxi violence, has resulted in:

An increase in trauma presentations by 47% overall and almost 80% on the weekend peaks

2,888
Total No. of Trauma Patients

1,028
Weekend Trauma Burden
12-07-2021 to 25-07-2021

+47.1%

+77.2%

4,249
Total No. of Trauma Patients

1,822
Weekend Trauma Burden
26-07-2021 to 08-08-2021

Preparing for our People – 3rd Wave

5

Safeguard & protect
the well-being of
health care workers

Workforce Planning:

- Currently, appointed **829** staff additional for COVID
- Appointed **1217 HCW and support staff** which includes **483 interns** for the Vaccination Drive
- Contract extensions until end of Sept
- CTICC and Athlone Stadium staff appointments finalised.
- 755 applicants** can still be appointed, if needed

Vaccination Training:

34 new registered vaccinators

33 additionally trained vaccinators

Group	District	Facility/Institution			
<input type="checkbox"/> Cape Metro <input type="checkbox"/> CAPE TOWN <input type="checkbox"/> CDU <input type="checkbox"/> CMD <input type="checkbox"/> CoCT <input type="checkbox"/> College of Emergency ... <input type="checkbox"/> DCS <input type="checkbox"/> MDHS <input type="checkbox"/> Metro <input type="checkbox"/> Metro Health Services <input type="checkbox"/> NHLS <input type="checkbox"/> People Management <input type="checkbox"/> PRIVATE <input type="checkbox"/> Rural Health Services <input type="checkbox"/> Universities	<input type="checkbox"/> Cape Metro <input type="checkbox"/> CAPE TOWN <input type="checkbox"/> Cape Winelands <input type="checkbox"/> CDU <input type="checkbox"/> Central Karoo <input type="checkbox"/> CMD <input type="checkbox"/> College of Emergency Care <input type="checkbox"/> CPUT <input type="checkbox"/> CT Eastern SD <input type="checkbox"/> CT Khayelitsha SD <input type="checkbox"/> CT Klipfontein SD <input type="checkbox"/> CT Mitch Plain SD <input type="checkbox"/> CT Northern SD <input type="checkbox"/> CT Southern SD <input type="checkbox"/> CT Tygerberg SD <input type="checkbox"/> CT Western SD <input type="checkbox"/> DCS	<input type="checkbox"/> Aandskerning Old Age ... <input type="checkbox"/> Aan-het-Pad Clinic <input type="checkbox"/> Abalone Factory <input type="checkbox"/> ACVV <input type="checkbox"/> Admin Building <input type="checkbox"/> Adriaanse Clinic <input type="checkbox"/> Akeso Milnerton Clinic <input type="checkbox"/> Alan Blyth Hospital <input type="checkbox"/> Albertinia Clinic <input type="checkbox"/> Albow Gardens <input type="checkbox"/> Alexandra Hospital <input type="checkbox"/> Alma CDC <input type="checkbox"/> Alnet LTD <input type="checkbox"/> Alphen Clinic <input type="checkbox"/> Amalienstein Clinic <input type="checkbox"/> Amawandle Incon Clinic <input type="checkbox"/> Amawandle Pelagic - Inc...	<div>6122</div> <div>total Vaccinators</div>		
			<div>4074</div> <div>total Trained</div>		
			518	3711	107
			Doctors	Nurses	Other
			identified so far		
			598		215
			Pharmacists/EMS/Educator		Supervisor/ Manager

Caring for our People – 3rd Wave

Well-being:

- Increased advocacy (Employee Wellbeing Programme)
- PPE provision and improving OHS Practices
- Vaccination Coverage and Stories of Hope
- Internal Communication & Engagement with our Staff
- Staff are exhausted, but indicated they are still willing to push on through the peak and that managerial support is vital and is getting them through it!**

69,39%
vaccine
coverage

Active Onsite Clinics

(Proactively Debriefing and Wellbeing “Huddles”)

OHS Practices & Improvement

(Health Risk Assessments)

Vaccine Coverage

(Staff Engagement Programme; Staff Polls and Sharing of Positive Stories of Vaccine Protection)



Mental Health & Resilience

(Health Comms Series “Let's Touch Base” and Virtual staff sessions taking place on Mental Health Awareness and Self-Care)

5 | Safeguard & protect the well-being of health care workers

Mental Health Awareness Virtual Sessions

1st Session:

Mental Health is Nothing To Be Ashamed Of, But Stigma And Bias Shame Us All.

The following topics will be covered in the session:

- What is mental health and mental illness?
- What is a mental disorder and what it is not
- Common mental illnesses
- Stigma in the workplace

Date: 29 July 2021

Time: 10h00 - 11h00AM

[Click here to join](#)

2nd Session:

Self-Care is How You Take Your Power Back.

The following topics will be covered in the session:

- Identifying and Managing your own mental health
- Workplace accommodation
- What we need
- What help is available

Date: 5 August 2021

Time: 10h00 - 11h00AM

[Click here to join](#)



Western Cape
Government
Health

You're invited to the Mental Health Awareness Virtual Sessions

2nd Session:

Self-Care is How You Take Your Power Back.

The following topics will be covered in the session:

- Identifying and Managing your own mental health
- Workplace accommodation
- What we need
- What help is available

Date: 5 August 2021

Time: 10h00 - 11h00AM

[Click here to join](#)

DEPARTMENTAL OVERVIEW

COVID-19 INFECTIONS AND DEATHS IN HEALTHCARE WORKERS (HCWs)

Totals as at 11 Aug 2021

Cumulative Infections

12,023



11,193

% Recovered

93.10%



174

% Died

1.45%

Active Cases

656

% Active

5.46%

Doctors



1164

Nurse



5,160

Radiographers



143

Pharmacists

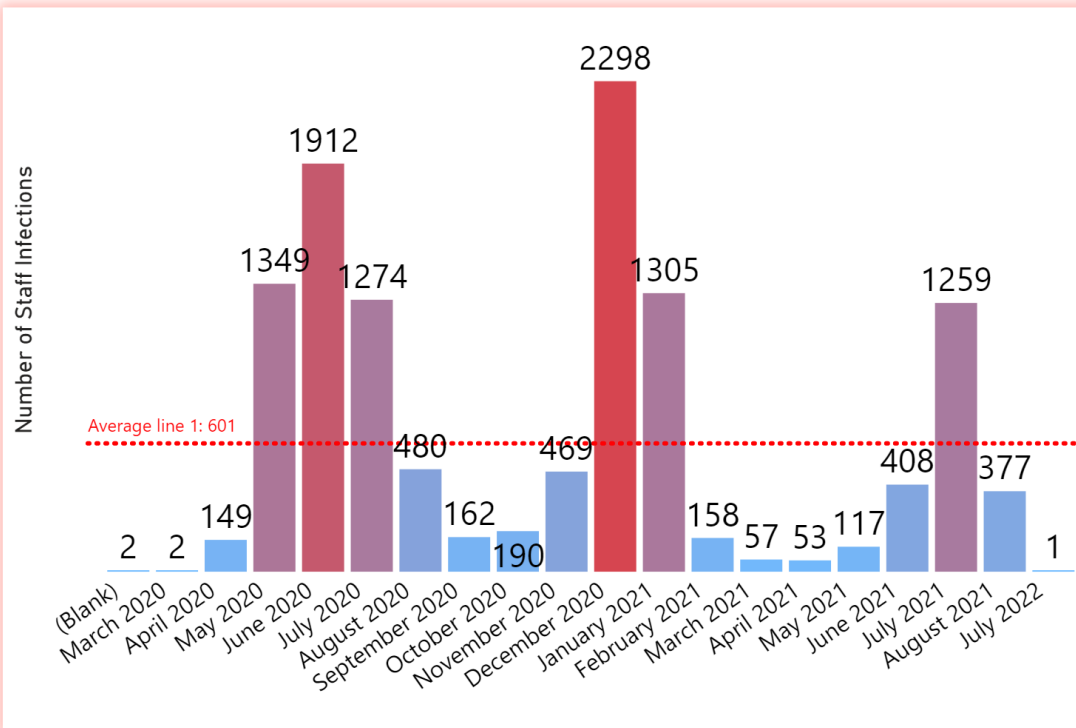


127

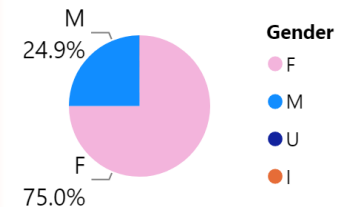
Other categories



5,429



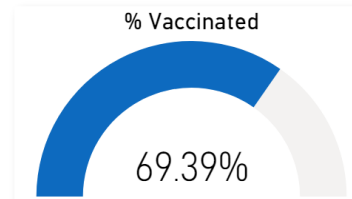
Gender Distribution



Staff Vaccination Coverage per Hospital

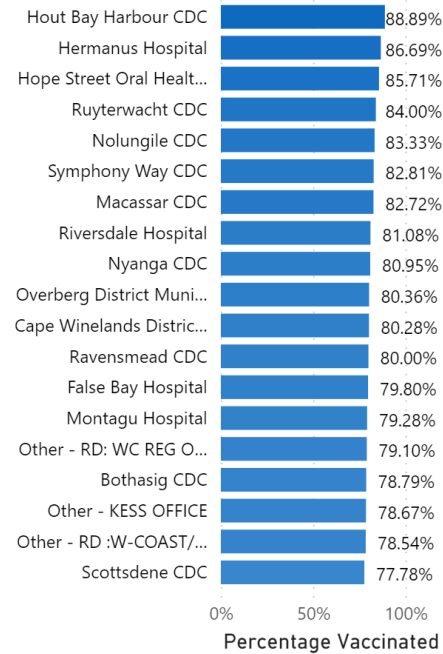
Totals as at 11 Aug 2021

Total Staff
34,852

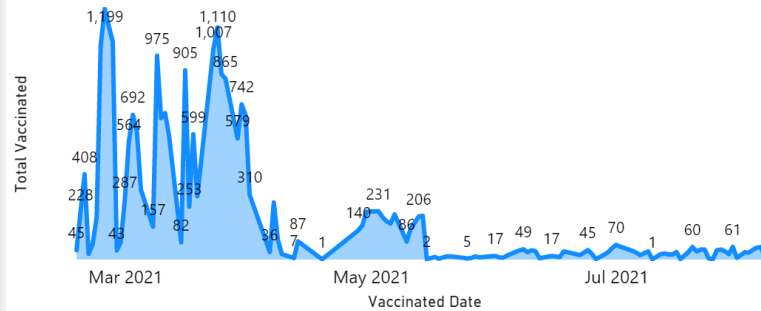


Staff Vaccinated
24,185

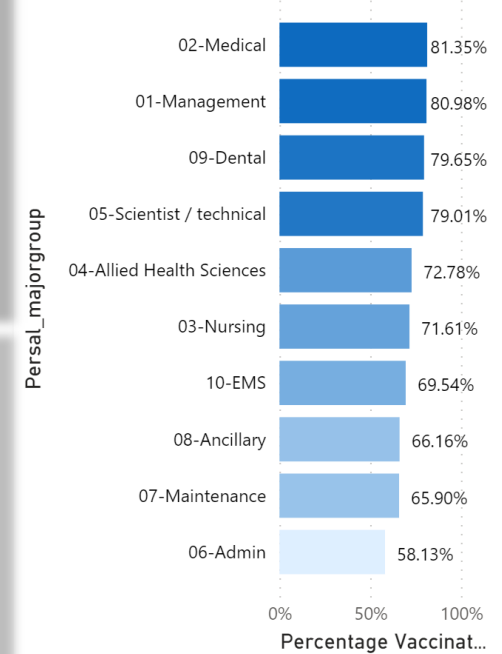
Percentage Vaccinated by HW Facility



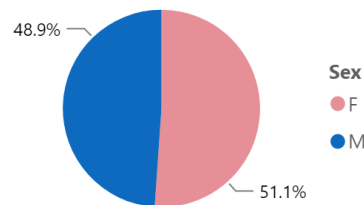
Total Vaccinated Staff per day



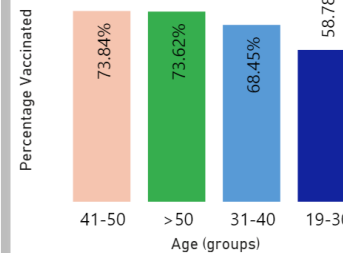
% Vaccinated by Persal Group



% Vaccinated by Gender



% Vaccinated by Age group



Health Care Workers Vaccination Campaign

1

Re-launch of HCW Vaccinations

- Nuanced, localised Internal Campaign
- HCW vaccination – focus on the hope that the vaccines bring
- Message 1 – **“Help us to protect you , WE care for you”**

2

Vaccine Ambassadors

- Showcase local stories of staff who took the vaccine
- Recognising and celebrating them (Reversed Vaccine Envy)
- Peer-to-Peer Influence
- Message 2 – **“Thank you for choosing to protect yourself”**

3

Offer Support

- Share the Science and Findings
- Re-iterate messages of safety and efficacy
- Advocacy through Organised Labour
- Message 3 – **“Vaccines are an extension of PPE and OHS System”**

Vaccine Implementation update

Vaccine update: Phases and Prioritisation Groups

Phase I

- **Health Care Workers :**
 - Public & Private Health Sectors
 - Care Workers
 - CHWs
 - Health Science students
 - Traditional Healers
- **Estimated target:**
 - 132 000

Age in years

70+

65 to 69

60 to 64

55 to 59

50 to 54

45 to 49

40 to 44

35 to 39

18 to 34

TOTAL

60+	50 - 59	35 - 49	18 - 34
285 399			
186 971			
247 332			
	311 886		
	370 664		
		428 598	
		481 305	
		602 279	
			2 065 372
719 702	682 550	1 512 182	
2 914 434			2 065 372

- **Registration for the age band 50 – 59 years opened on 01 July 2021**
- **Registration for the age band of 35-49yrs opened on 15 July 2021.**
- **Registration for >18 years will open on 01 September 2021.**

Phase 2

- Persons older than 60 years
- At risk workers
- Clients in congregate settings
- 35 – 59 Years

Phase 3

Updated W Cape Public Sector Vaccine Supply Pipeline

Vaccine Receipts per month (Pfizer and J&J)



- To date the public sector has received **1 209 835** vaccine doses: 994 230 Pfizer doses + 215 605 J&J doses
- An allocation of **287 000 doses** Pfizer + **28 800 J&J doses** is expected on **13 August 2021** for delivery to vaccination sites the following week.

Planned Public Sector Sites: Metro & Rural for Phase 2

District	Sub-structure	# of Planned Vaccination Sites	# of Active Sites 10 – 13 August
City of Cape Town	Southern/Western	21	19
	Klipfontein/Mitchell's Plain	15	13
	Khayelitsha/Eastern	28	25
	Northern/Tygerberg	18	15
Sub-total: Metro		82	72
Rural Districts	Overberg District	44	19
	Garden Route District	37	34
	West Coast District	60	19
	Cape Winelands District	53	44
	Central Karoo District	13	9
Sub-total: Rural		207	125
TOTAL		290	197

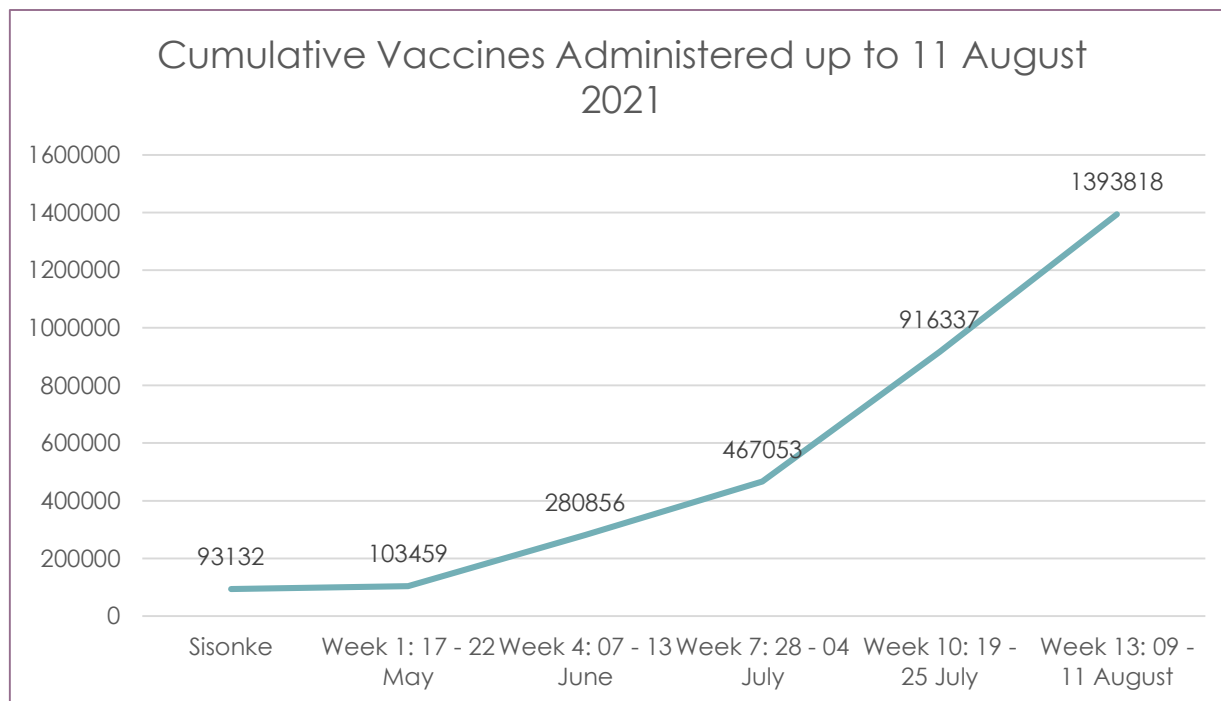
- **Public Sector Sites** have come on line in a **phased manner** from 17 May onwards.
- **123 Private sector sites (83 Metro, 40 Rural)** and **Workplace sites** are **added sequentially**.
- There are **weekly updates** on **active sites per geographic area**.
- **Roving teams** will visit **satellite clinics**. **Members of the public** to check with local health contacts to confirm **days of operation**.

Private Sector Sites as at 09 August 2021

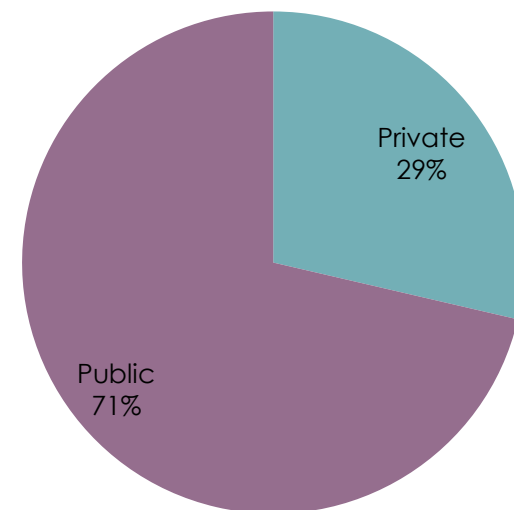
1. Private sector sites are coming on board in a **phased manner**.
2. The majority of private sector sites are **Clicks Pharmacies**.
3. As at 09 August 2021, there were **82 active private sites in Metro** and **40 in rural districts**.
4. Private sites include a number of private **hospitals, independent pharmacies** and other **retail pharmacies**, e.g. Dis-Chem, etc.

District	# of private sector sites
Metro	83
Cape Winelands	16
Central Karoo	1
Garden Route	11
Overberg	5
West Coast	7
TOTAL	123

Vaccines Administered: Phase 1b and Phase 2



Proportion Vaccines Administered:
Public and Private Sectors



Cumulative Total Recorded on EVDS on 11 August 2021 = 1 393 818

Source: NDoH Dashboard ([Microsoft Power BI](#)) accessed on 11 August 2021 @19:19

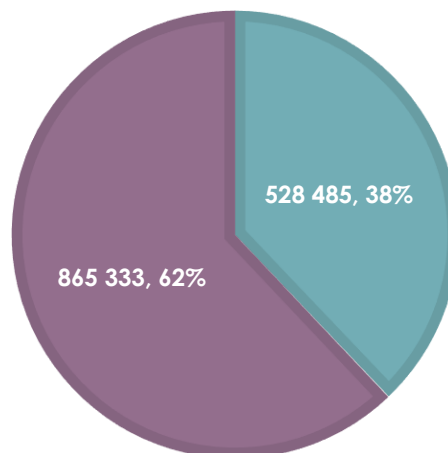
[Disclaimer: Data displayed in these graphs and tables only contains records captured on EVDS. Totals will be adjusted as back-capturing and data validation is done.]

Fully Vaccinated as at 11 August 2021

PROPORTION FULLY VACCINATED OF ALL VACCINES ADMINISTERED

■ Cumulative Total Fully Vaccinated (J&J and 2nd Dose Pfizer)

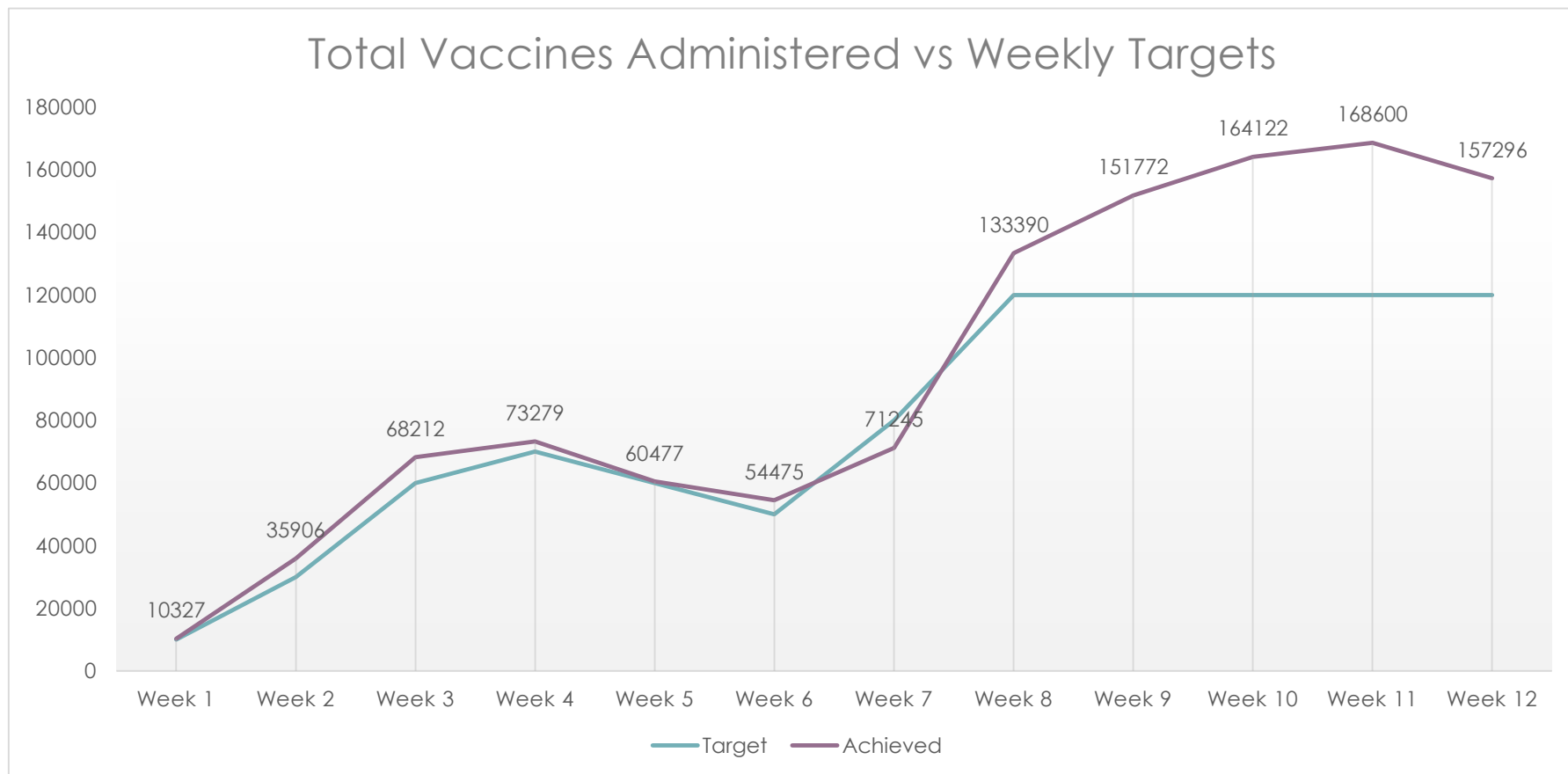
■ Cumulative Total 1st Dose Pfizer



Programme	Cumulative total as at 11 August 2021
Healthcare Workers (Sisonke) (J&J Vaccine)	93 175
National Programme (J&J Vaccine)	142 299
National Programme (2 nd dose Pfizer)	293 011
TOTAL	528 485

Source: NDoH Dashboard ([Microsoft Power BI](#)) accessed on 11 August 2021 @ 19:19.

Vaccinations Administered Against Weekly Targets



Note: Targets are informed by available vaccine supply.

[Disclaimer: Data displayed in all tables, graphs and dashboards only contains records captured on EVDS and excludes vaccination records captured on paper. Totals will be adjusted as back-capturing and data validation is done.]

Weekly Targets – Week 13 to Week 15



With an improving vaccine supply pipeline, the province aims to ramp up throughput to reach 200 000 vaccinations per week by the end of August.


Occupational Health Sites

1. **Designated Public Sector OHS** sites have been concluded. These sites covered **Educators** and the **Social Development Sector**.
2. **Department of Correctional Services, Department of Home Affairs, Department of Justice, National Prosecuting Authority, South African Revenue Services, Traffic Officers and Media Officials** are able to access vaccination at any site (private or public) irrespective of age.
3. The following **private sector OHS sites** are now operational:
 - a) Distell Stellenbosch
 - b) Clothing Industry Salt River PCH Clinic
 - c) Capitec Stellenbosch Occupational Health & Safety Site
 - d) Eskom Koeberg Clinic
 - e) Sea Harvest Saldanha
 - f) De Beers Marine




CTICC Vaccination Centre of Hope

1. The **Western Cape Government**, in partnership with the **City of Cape Town** and **Discovery** opened the **CTICC Vaccination Centre of Hope** on **07 July 2021**.
2. The site will be **operational until December 2021**, and at maximum capacity, the site will be able to vaccinate up to **4 000 people per day**.
3. Up to 11 August 2021, the site has administered **39 360 vaccines**.

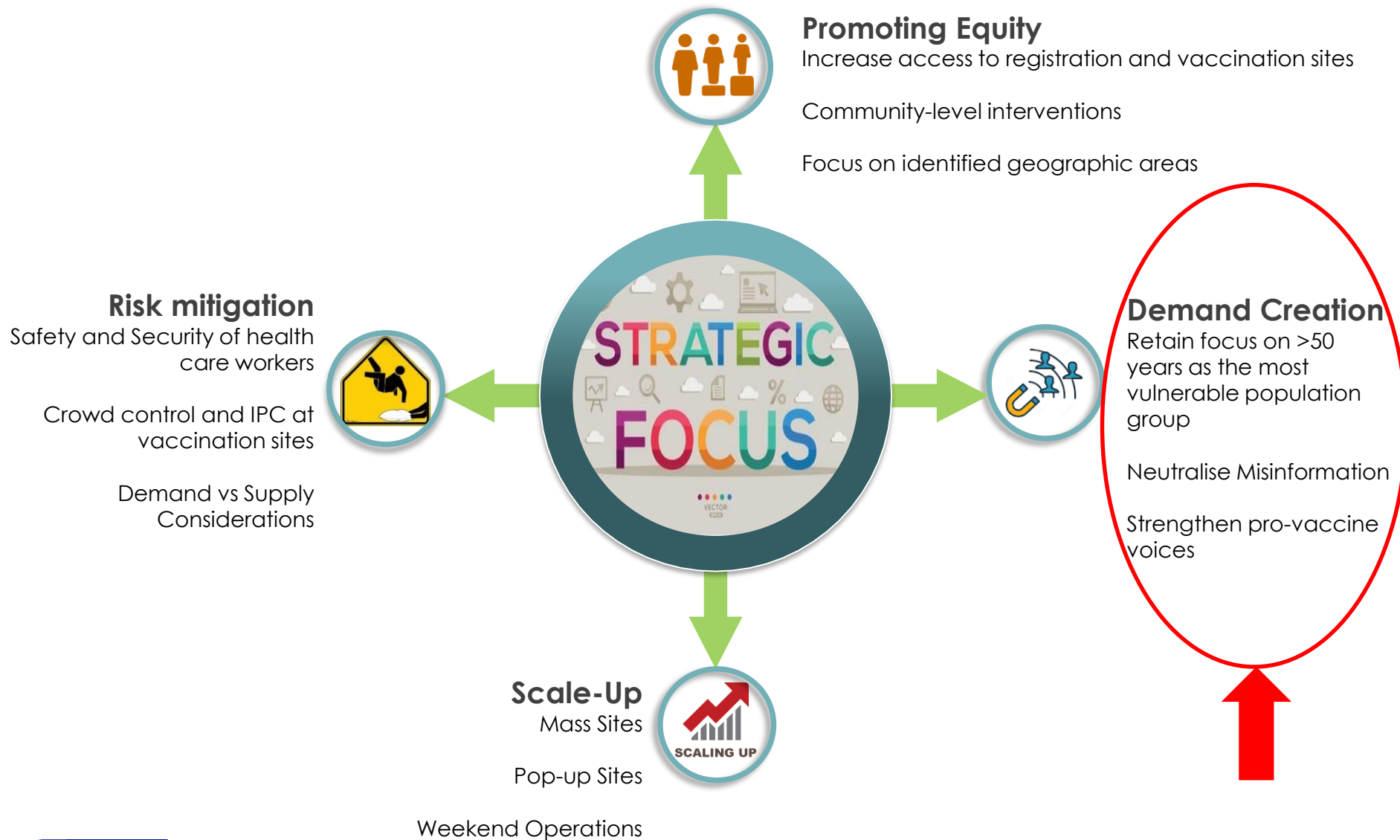


Mass vaccination at Athlone Stadium

1. The **Western Cape Government Health** will partner with the **City of Cape Town** to introduce the first **drive-through and walk-through** mass vaccination site at the **Athlone Stadium**.
2. The aim is for the walk-in facility to be operational by **16th of August** and the drive through facility, **two weeks later**.
3. The drive-through will follow the same steps as a walk-through, with **cars stopping at four stations**, which will ensure that clients are successfully **screened, registered and vaccinated**.



Current Strategic Focus




Equity Equalising Efforts


04 Aug

Covid-19: Homeless people in Cape Town take up opportunity to be jabbed

news24 Cebilehle Mthethwa

SHARE   

Listen to this article 0:00

 SUBSCRIBERS CAN LISTEN TO THIS ARTICLE



Homeless people get their jab in Cape Town.

Supplied

Mobile Wellness Bus initiative boosts COVID-19 vaccine drive in Western Cape

6 August 2021, 12:30 PM | Lynne Arendse |
@SABCNews



Vaccination of homeless people, including those who don't have ID under way in W Cape

6 August 2021, 7:09 PM | SABC | @SABCNews



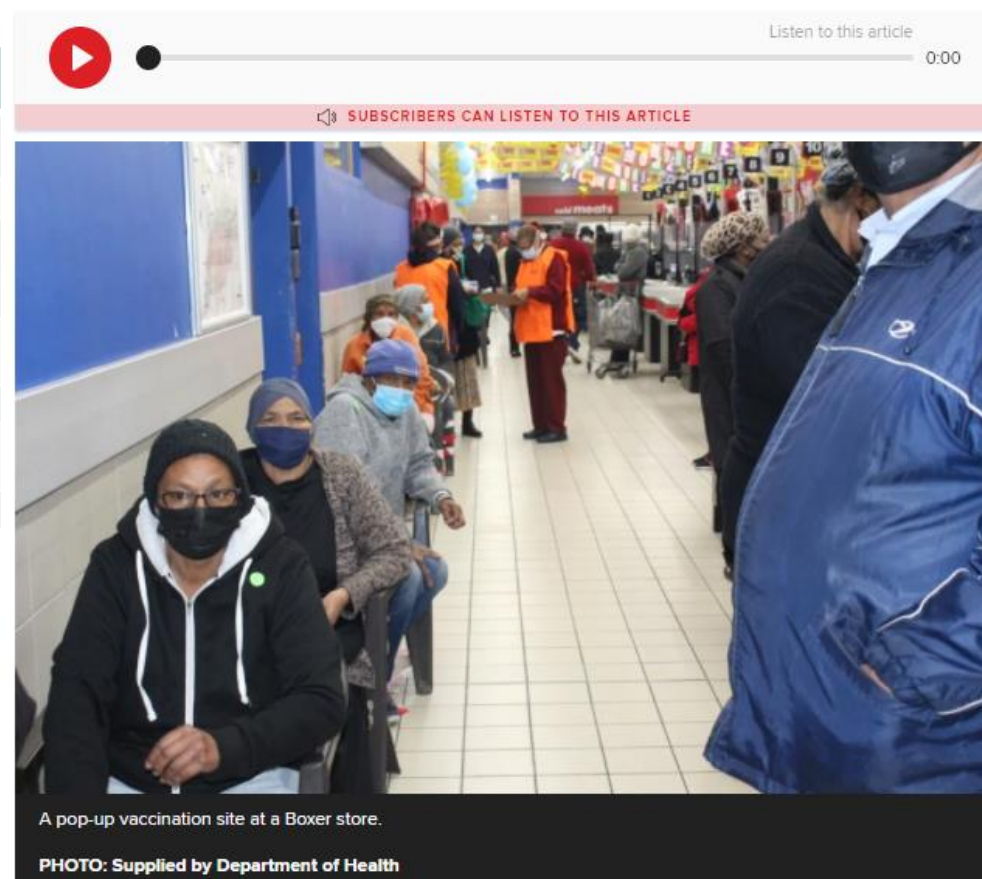
Pop-up Sites at SASSA Paypoints

Bread, milk and a vaccine jab: Boxer stores help to get Cape Town residents vaccinated

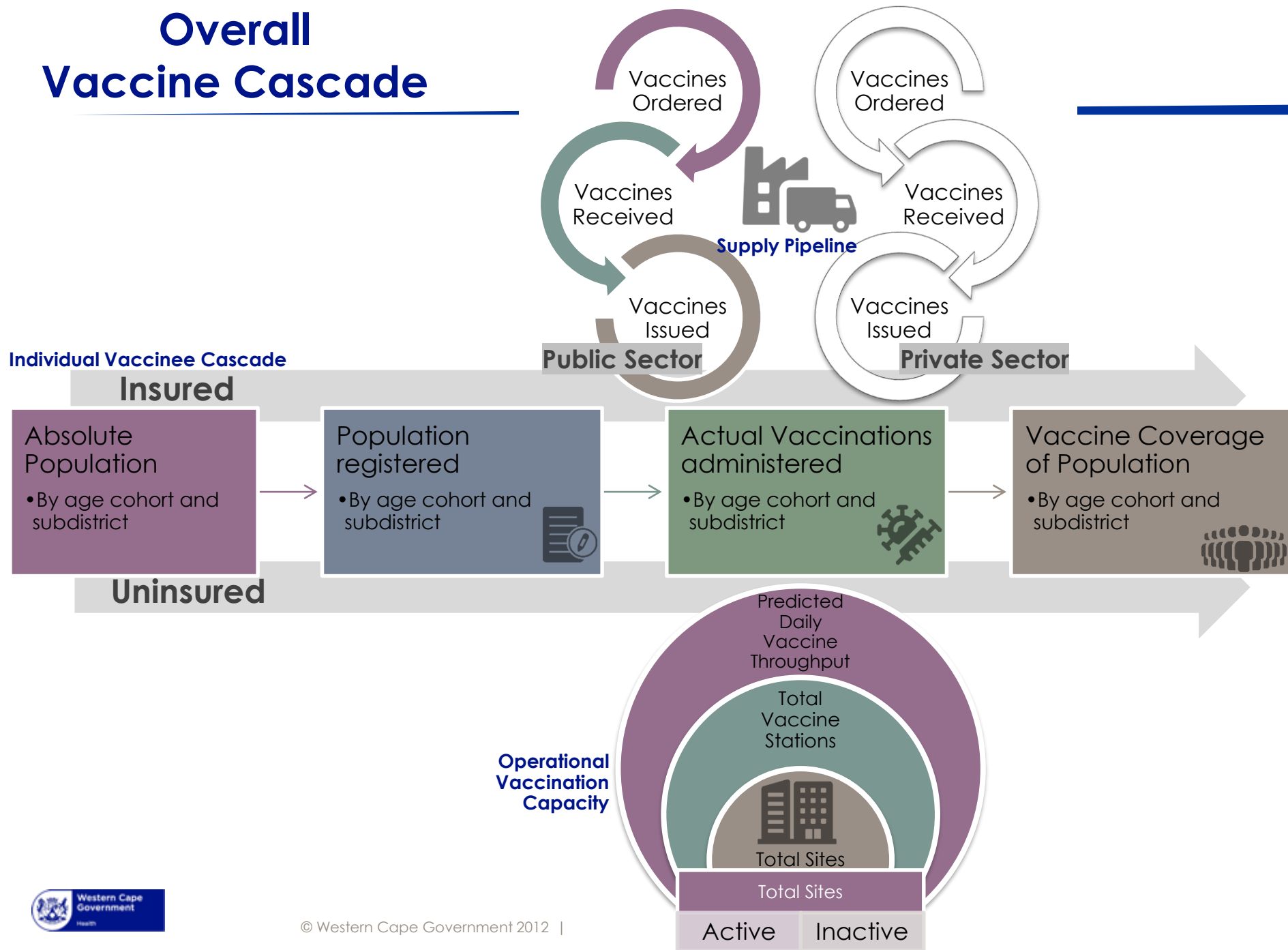
news24 Compiled by Jenni Evans

SHARE   

Site	03-Aug-21	04-Aug-21	05-Aug-21	TOTAL
Shoprite Eerste River	138	120	0	258
Spar Eerste River	100	87	0	187
Shoprite Melody Walk (Mitchell's Plain)	13	61	0	74
Boxer Mitchell's Plain	115	86	0	201
Boxer Phillip	76	56	0	132
Pick n Pay Malmesbury	0	242	252	494
TOTAL	442	652	252	1346



Overall Vaccine Cascade





WC Provincial COVID-19 Vaccine Cascade

Key Indicators

Registrations



No. of People
Registered:

Total: **1,276,187**

>60: **473,108**
50-59: **310,476**
35-49: **492,603**

% of Population
Registered

>60: **65.7%**
50-59: **45.5 %**
35-49: **32.6%**

Vaccinations



No. of Vaccines
Administered:

Total*: **1,305,305**

Sisonke**: **88,053**
National: **1,217,252**

>60: **682,417**
50-59: **272,874**
35-49: **289,355**
<34: **60,659**

Coverage



Provincial Vaccine
Coverage***:

% of Population who have received
at least 1 dose:

>18: **20.9%**
>60: **61.0%**
50-59: **39.5 %**
35-49: **18.8 %**

% of those Registered who have
received at least 1 dose:

>60: **90.5%**
50-59: **86.9 %**
35-49: **57.7 %**

*Note: 1 There is a one day lag in the
incorporation of new vaccination data

**Note 2: There is a shortfall of
+/-4,000 Sisonke vaccines that is still
to be incorporated

***Note 3: % coverage considers at
least 1 dose given

Last Updated: 11/08/2021



Western Cape
Government

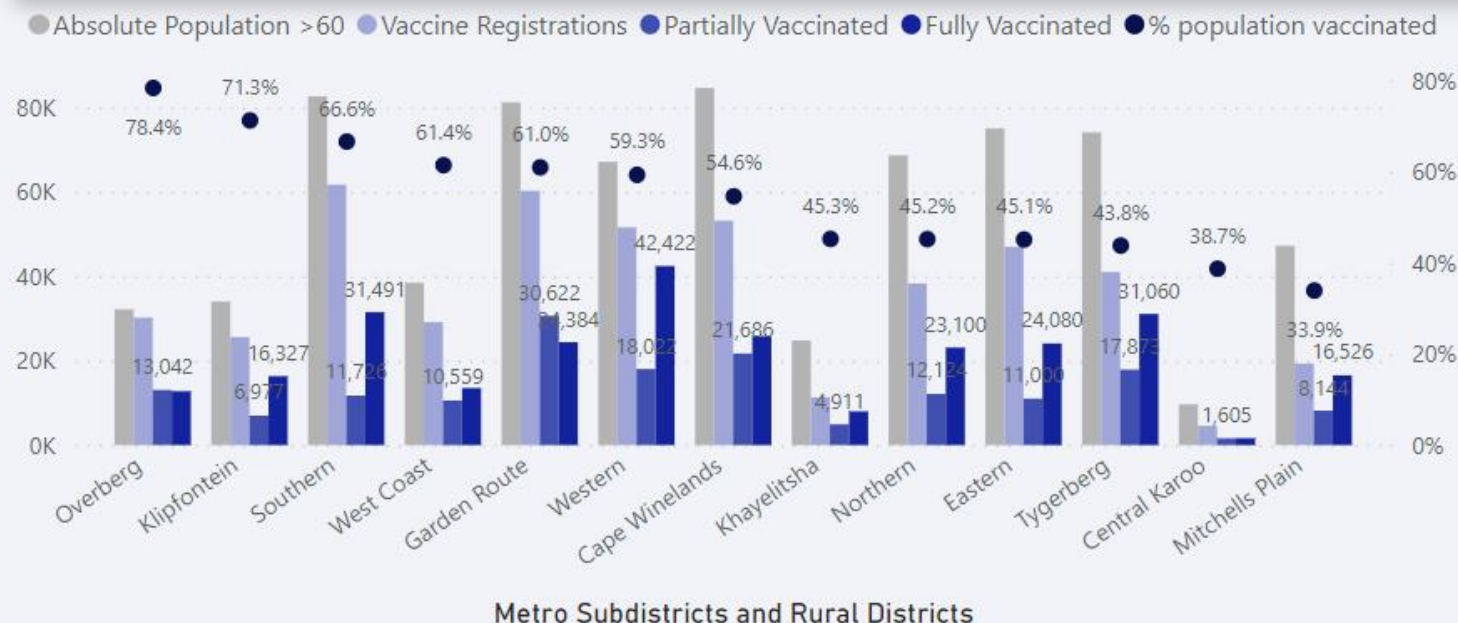
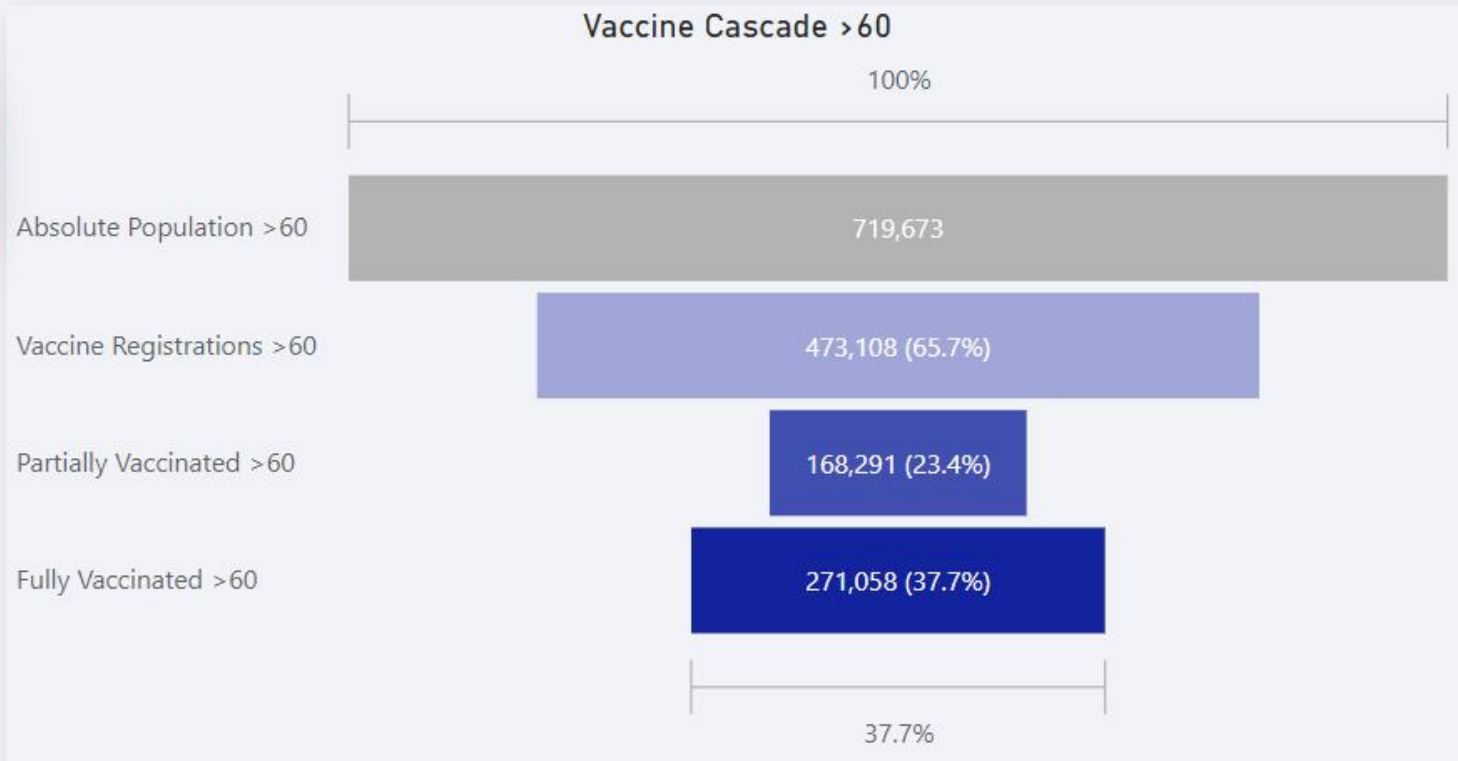


WC Provincial COVID-19 Vaccine Cascade >60

Note: Subdistricts geocoded do not include the following:
Unallocated : 48,072
Outside of Province: 7,523

Note 2: % coverage is calculated where at least 1 dose given

Data Sources:
EVDS via DoTP and PHDC
Last Updated: 11/08/2021



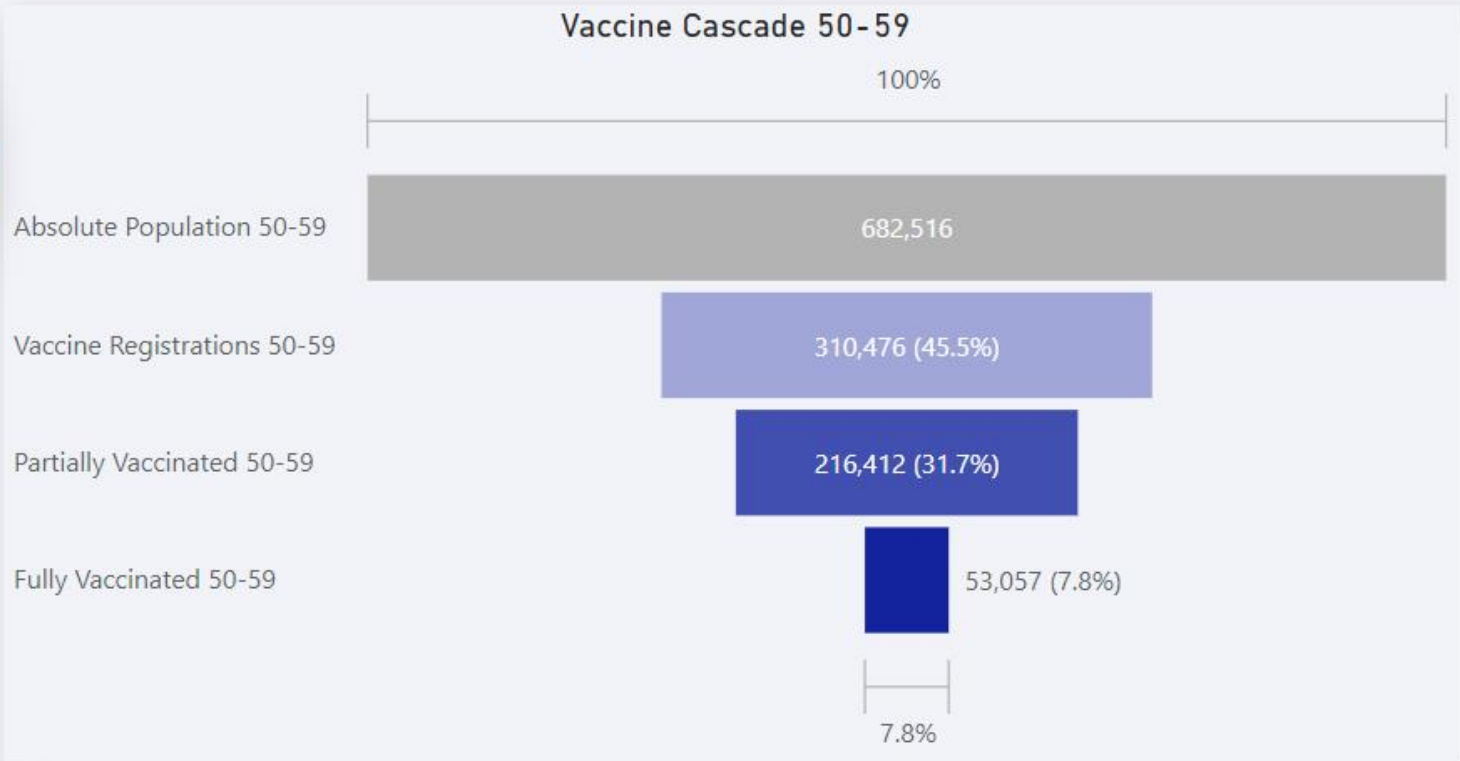


WC Provincial COVID-19 Vaccine Cascade 50-59

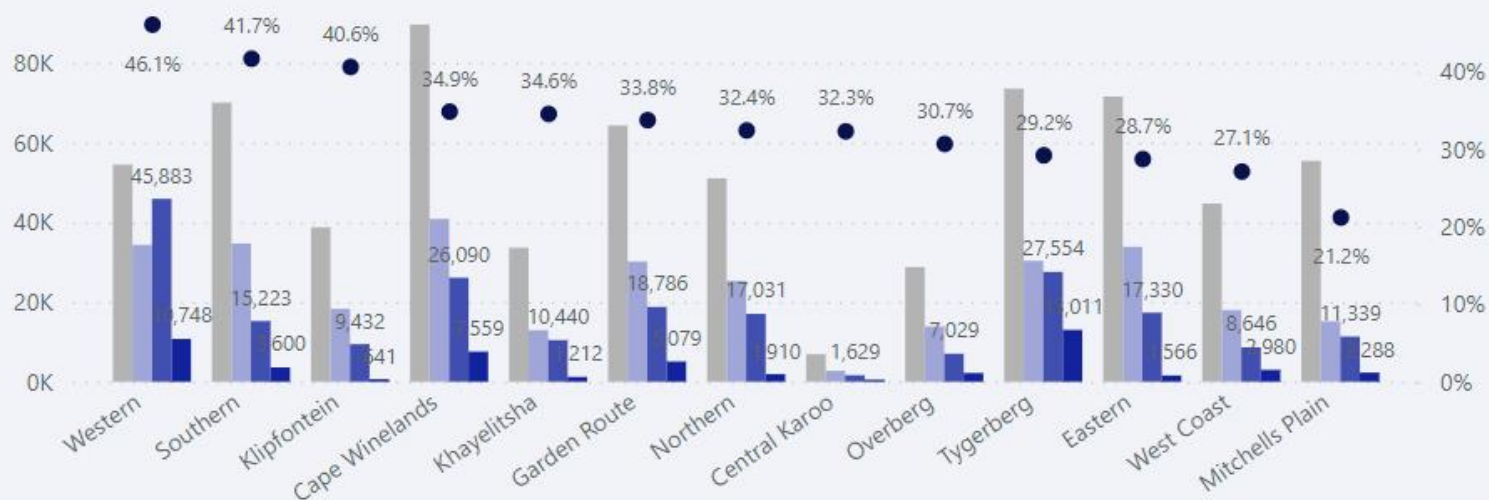
Note: Subdistricts geocoded do not include the following:
Unallocated : **38,180**
Outside of Province: **3,781**

Note 2: % coverage is calculated where at least 1 dose given

Data Sources:
EVDS via DoTP and PHDC
Last Updated: 11/08/2021



● Absolute Population 50-59 ● Vaccine Registrations ● Partially Vaccinated ● Fully Vaccinated ● % population vaccinated



Metro Subdistricts and Rural Districts

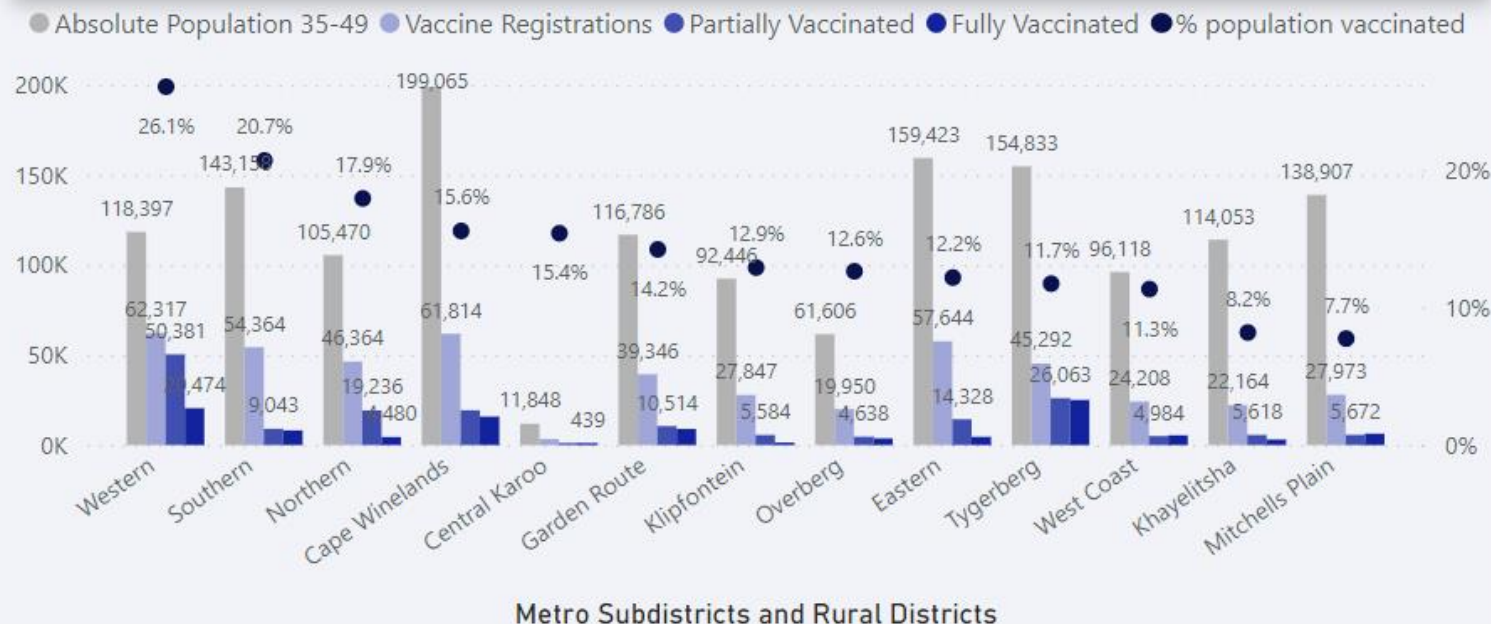
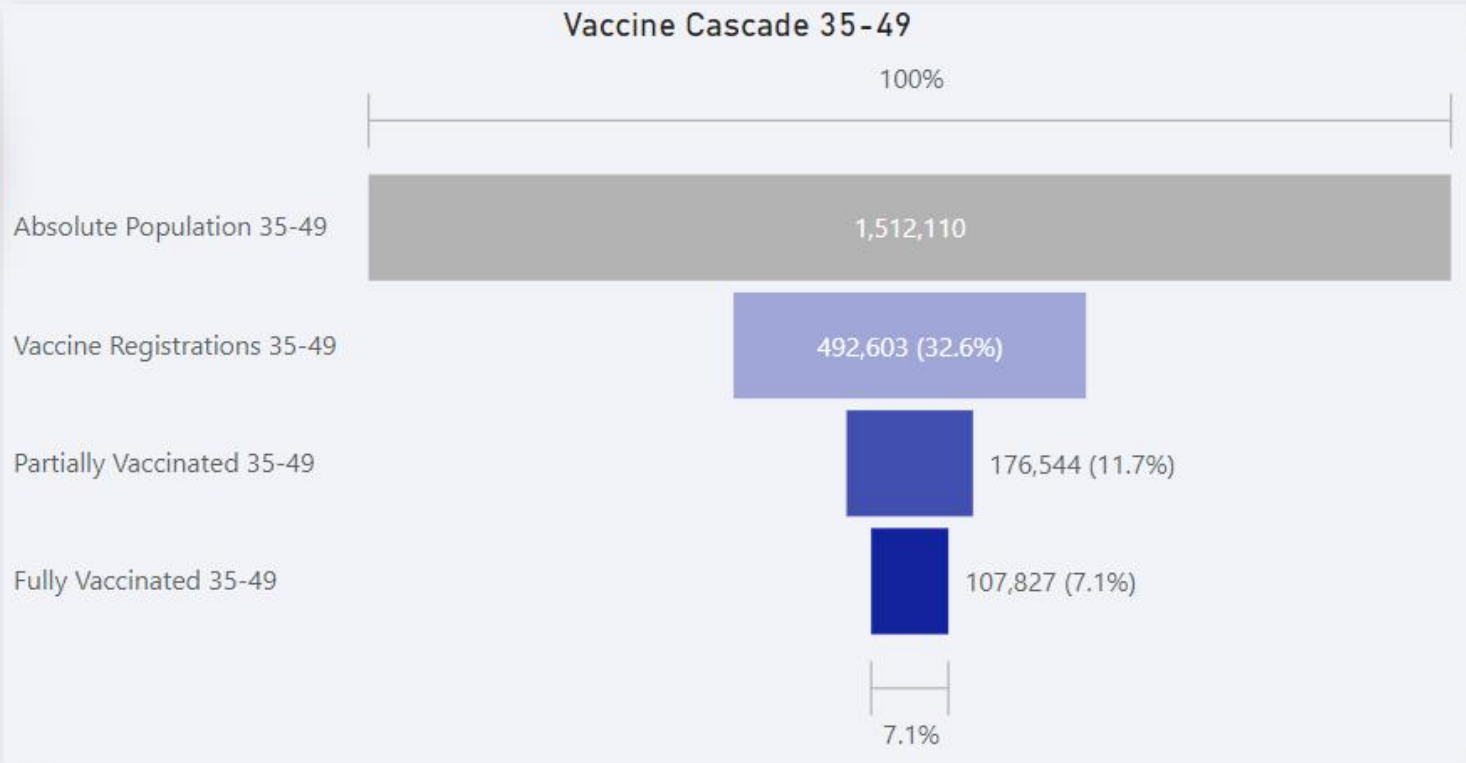


WC Provincial COVID-19 Vaccine Cascade 35-49

Note: Subdistricts geocoded do not include the following:
Unallocated : 60,598
Outside of Province: 7,441

Note 2: % coverage is calculated where at least 1 dose given

Data Sources:
EVDS via DoTP and PHDC
Last Updated: 11/08/2021



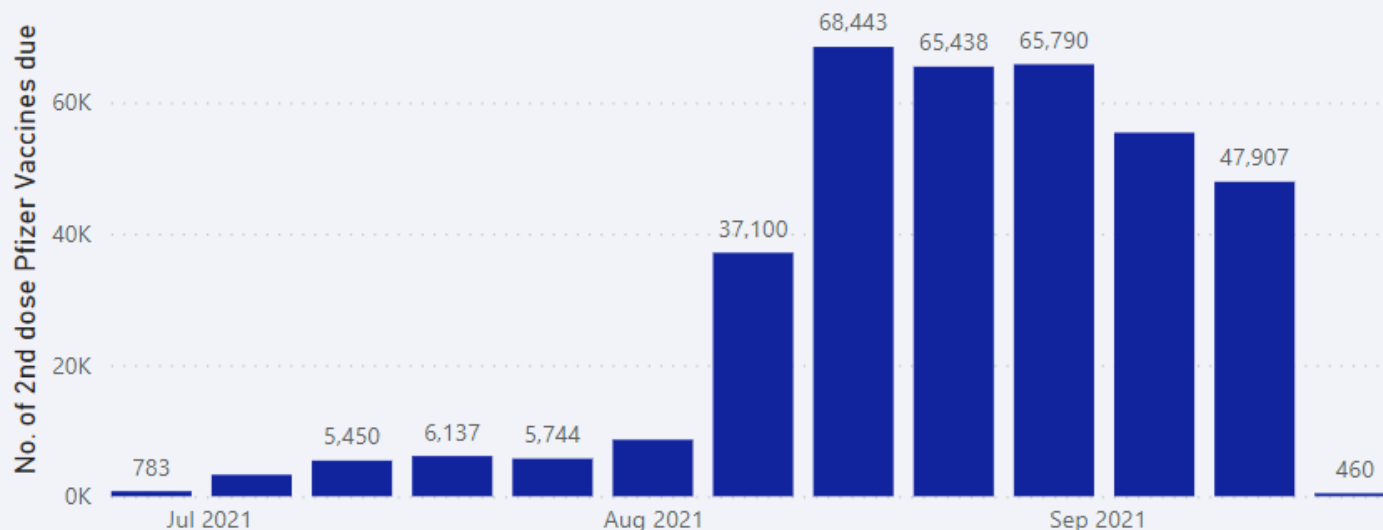


Planning for 2nd dose Pfizer Vaccines

This page calculates the number of outstanding 2nd dose Pfizer vaccines due by week in the public sector.

It allows for 42 days after the initial Pfizer dose, excludes all patients that have already received their second dose, and is based on the facility/subdistrict the patient initially attended.

No. of 2nd dose Pfizer Vaccines due by Week



370,556

Total No. of 2nd dose Pfizer Vaccines due in the Public Sector

No. of 2nd dose Pfizer vaccines due by week starting date and by subdistrict

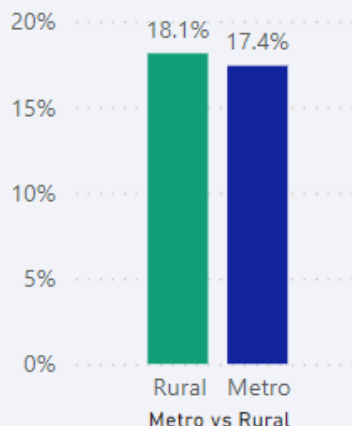
Metro vs Rural	18/07/2021	25/07/2021	1/08/2021	8/08/2021	15/08/2021	22/08/2021	29/08/2021	5/09/2021	12/09/2021	19/09/2021
Metro	4,062	3,761	5,409	12,837	37,859	42,984	46,169	37,353	28,355	459
Eastern	545	571	717	1,845	7,015	6,906	7,433	6,388	4,480	
Khayelitsha	344	235	321	673	2,812	5,268	2,988	3,460	3,728	24
Klipfontein	523	351	344	949	3,002	4,319	3,159	3,399	3,561	
Mitchells Plain	456	417	356	1,459	4,641	4,409	3,571	4,047	2,282	123
Northern	197	421	823	986	2,672	2,151	3,252	2,259	1,150	
Southern	390	434	753	2,846	4,963	4,110	3,400	1,415	1,485	
Tygerberg	822	661	1,074	1,468	3,955	6,681	7,868	4,937	1,986	4
Western	785	671	1,021	2,611	8,799	9,140	14,498	11,448	9,683	308
Rural	2,075	1,962	3,205	24,111	30,374	22,309	19,400	17,902	19,478	1
Cape Winelands	649	566	855	5,467	10,786	10,183	7,329	7,271	8,697	
Central Karoo	64	101	129	427	802	690	674	464	535	
Garden Route	675	725	1,438	10,697	10,789	7,097	6,459	5,843	4,273	
Overberg	362	318	290	4,492	3,753	1,604	2,519	1,830	2,813	
West Coast	325	252	493	3,028	4,244	2,735	2,419	2,494	3,160	1
Total	6,137	5,723	8,614	36,948	68,233	65,293	65,569	55,255	47,833	460

Last Updated:
11/08/2021



Vaccine Equity

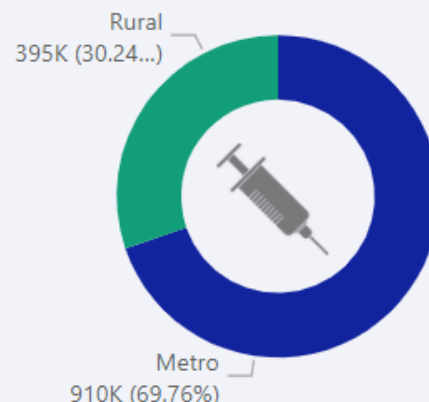
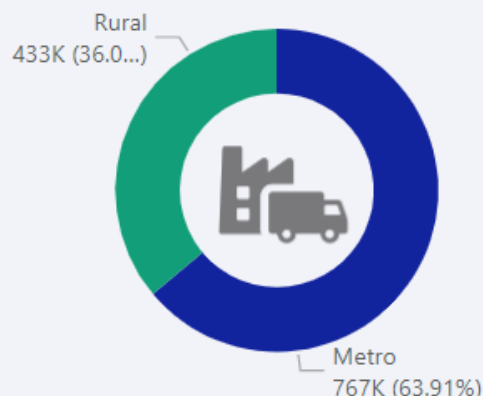
% > 18 Population Vaccine Coverage by Metro vs Rural



Metro vs Rural	No. of Vaccinations administered	% >18 population vaccine coverage (min. 1 dose)	Public Sector contribution to 18+ coverage	Private Sector contribution to 18+ coverage	Proportion of Private Sector contribution to coverage	No. of Private Vaccine Sites
Rural	394,672	18.1%	15.0%	3.0%	16.4%	45
Garden Route	123,395	20.8%	17.3%	3.5%	16.9%	14
Overberg	56,160	20.4%	16.8%	3.5%	17.2%	5
Cape Winelands	145,560	17.1%	14.1%	2.9%	16.8%	16
Central Karoo	8,559	16.5%	15.3%	1.2%	7.4%	1
West Coast	60,998	15.3%	12.8%	2.3%	15.4%	9
Metro	910,412	17.4%	11.8%	5.6%	32.2%	107
Western	230,470	26.4%	15.8%	10.5%	39.8%	27
Southern	111,219	25.8%	16.4%	9.3%	36.0%	30
Northern	103,687	19.7%	9.3%	10.3%	52.5%	21
Klipfontein	59,338	18.4%	14.1%	4.2%	23.1%	6
Tygerberg	188,080	16.2%	10.5%	5.6%	34.6%	12
Eastern	95,621	15.0%	11.5%	3.5%	23.3%	7
Khayelitsha	42,983	9.2%	8.6%	0.5%	5.9%	
Mitchells Plain	79,014	9.1%	8.0%	1.1%	12.4%	4
Total	1,305,084	17.7%	12.9%	4.7%	26.7%	152

Public Sector Vaccines Issued to Services by Metro vs Rural

Total No. of Vaccinations administered by Metro vs Rural



Note: % coverage is calculated where at least 1 dose given

Last Updated: 11/08/2021

Key Lessons from the first 12 weeks

1. The importance of equity:

- a) Access in the Metro versus rural districts and towns
- b) Public sector versus private sector sites and access
- c) Access for insured versus uninsured people
- d) Access for >50yrs versus other age groups

2. The importance of having a differentiated and targeted strategy:

- a) Metro – targeted outreach into low uptake areas
- b) Rural – increase private sites & targeted outreach

3. The importance of communication & mass social mobilisation:

- a) What to expect – simplifying the process
- b) Importance of being vaccinated – counter misinformation & hesitancy

EVDS Registrations



EVDS Registrations: >35 years as at 11 August 2021

Western Cape: 43.8% (1 276 297)

32.6% (35yrs to 49yrs) **45.5%** (50yrs to 59yrs) and **65.7%** (60yrs+)

RURAL

District	Total	35yrs to 49yrs	50yrs to 59yrs	60yrs+	35yrs +
Cape Winelands	155821	31,1%	45,6%	62,8%	41,7%
Central Karoo	10619	28,0%	39,4%	47,4%	37,4%
Garden Route	129753	33,7%	46,9%	74,2%	49,5%
Overberg	64011	32,4%	48,2%	93,9%	52,2%
West Coast	71334	25,2%	40,3%	75,8%	39,8%

METRO

Sub-District	Total	35yrs to 49yrs	50yrs to 59yrs	60yrs+	35yrs+
Eastern	138460	36,1%	47,3%	62,6%	45,2%
Khayelitsha	46419	19,4%	38,5%	45,6%	26,9%
Klipfontein	71717	30,1%	47,2%	75,2%	43,4%
Mitchells Plain	62457	20,1%	27,4%	40,9%	25,9%
Northern	109961	44,0%	49,6%	55,8%	48,8%
Southern	150753	38,0%	49,5%	74,7%	51,0%
Tygerberg	116638	29,3%	41,3%	55,4%	38,6%
Western	148244	52,6%	63,0%	76,9%	61,8%

Communications



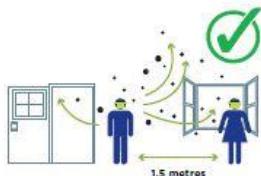
Keeping Safe Messaging

Stay Safe with your family and friends

STAY SAFE
MOVE FORWARD

We must all stand together to beat the third wave of the coronavirus. We can do this by understanding how coronavirus spreads and keeping up our good habits.

- Coronavirus spreads through the air when people breathe, talk, cough, sing or shout.
- It spreads quickly during waves that last several months.



We can protect ourselves by:

- Keeping gatherings small, short and outdoors.
- Making sure we have as much fresh air as possible indoors.
- Wearing our masks when with others or leaving the house.



Mask up!

- A 3-layer cloth mask halves the amount of coronavirus you breathe in.
- Masks protect you and the other person - it shows you care.

Stay home for 10 days and test if you develop coronavirus symptoms:

- Cough
- Loss of smell or taste
- Sore throat
- Body aches
- Fever

Try to stay separate from others in your home. If you can't, wear a mask and open doors and windows.

Go to hospital immediately if you develop:

- Difficulty breathing
- Chest pain or pressure that won't go away
- Confusion
- Can't wake up completely



STAY SAFE
MOVE FORWARD

Keep gatherings small



Western Cape call centre: 0860 142 142
www.westerncape.gov.za

Message of equity and ensuring access

Jolene Squire
52 years old

"After my vaccination,
I feel happy, I feel fine.
I know this is being
done for us because
healthcare workers care
about us."



"My wife got COVID-19
while she was pregnant.
Thankfully, she recovered
and our child was
born healthy, so I was
very excited to get
vaccinated."

Ricardo Darries,
Barlinney Farm



Vaccinate to avoid a 4th wave

GESONDHEID

10 dokters gee hul mening oor inentings

Deur: Marelize Bernard | 06 Augustus 2021 12:44

"Ek herhaal wat ek vantevore gesê het: Inenting is die enigste manier hoe ons die speelveld gelyk kan maak om saam met ander maatreëls terug te slaan teen Covid-19."

Só sê dr. Kevin Stoffberg van die Brackengate-veldhospitaal in Kaapstad wat spesiaal ingerig is om Covid-19-pasiënte te behandel.

Stoffberg is een van talle dokters in die Wes-Kaap by wie Netwerk24 kers opgesteek het oor waarom mense hulle moet laat inent.

Hulle het so geantwoord:

Dr. Kevin Stoffberg: "Of jy jonk of oud is, elkeen wat ingeënt kan word, moet dit laat doen. Vir enigiene wat bekommerd is oor die moontlike newe-effekte: Dit is van korte duur. Die idee van inenting is nie dat ons net onself beskerm nie, dit is om almal van ons te beskerm. Dis veral belangrik as daar 'n familielid of geliefde in jou omgewing is wat siek of ongesteld is. Inenting is hoe ons mekaar beskerm. Dit voorkom dat mense ernstig siek word of sterf weens Covid-19."

NUUSBULLETIN **GEWILDSTE**

1. Covid-19: Die jongste syfers en inentings
2. Zuma nog in hospitaal, hofsak waarskynlik uitgestel
3. Wie betaal vir Mabuza-reise, vra DA
4. Trump kap vrouespan: 'Woke beteken jy verloor'
5. Die weer in jou streek Maandag

'n Baie lang brief aan my dogter
Marita van der Vyver



Health workers on COVID-19 Vaccination

"I work with COVID-19 infected patients and it is not easy wondering if I will get infected myself. I am going to take the vaccine and encourage all South Africans to get vaccinated to protect their loved ones. It is the right thing to do!"

Sr Noloyiso Tshongweni,
OHS,



Health workers on COVID-19 Vaccination

"Getting vaccinated is the only way to stop the COVID-19 pandemic. It's safe and effective and I want to be first in line! Get your shot, I'm getting mine!"

Dr Clint Hendrikse,
Specialist Emergency Physician
Mitchells Plain Hospital



Health workers on COVID-19 Vaccination

"I will take the vaccine so I can spend many more happy moments with my son."

Dr Fallin Van Rooyen,
Senior Medical Officer,
Emergency Medicine,
Mitchells Plain Hospital




The voice of our FBO partners

50 year old, Ds Johann Magerman from the Calvin Protestant Church in Eersteriver shares why he decided to take the COVID-19 vaccine
#LetsDoThis

Lets unite to vaccinate so we can avoid the fourth wave!
#LetsDoThis



Social Mobilisation to reach the low uptake areas



Conclusions

Concluding remarks

1. We have **entered the peak of 3rd wave**, but urge everyone to **adhere strictly to protective behaviours**, as a **key drive to contain** it. We will **monitor the 3rd wave** over **the coming 2 weeks**.
2. We have **revised our response for the 3rd wave**, with **clearly identified trigger points** for an **appropriate health platform and societal response**.
3. We continue to require a concerted **whole of government** and **whole of society response** to **flatten the 3rd wave**, to protect the health system.
4. We have **scaled up** our **Phase 2 vaccination capacity** to **administer vaccines** over the past 12 weeks, in a **sequential manner** in **each geographic area**. We have the **capacity to scale up rapidly**, as we **receive more vaccines**.
5. We need to continue to **mobilise and assist everyone >35 years** to be **registered on the EVDS for Phase 2**, and **to be vaccinated**, and **prepare for >18yrs** as from **1 September**.

Thank you