



**Western Cape
Government**

Health

Digital Press Conference

Health Update

Dr K Cloete

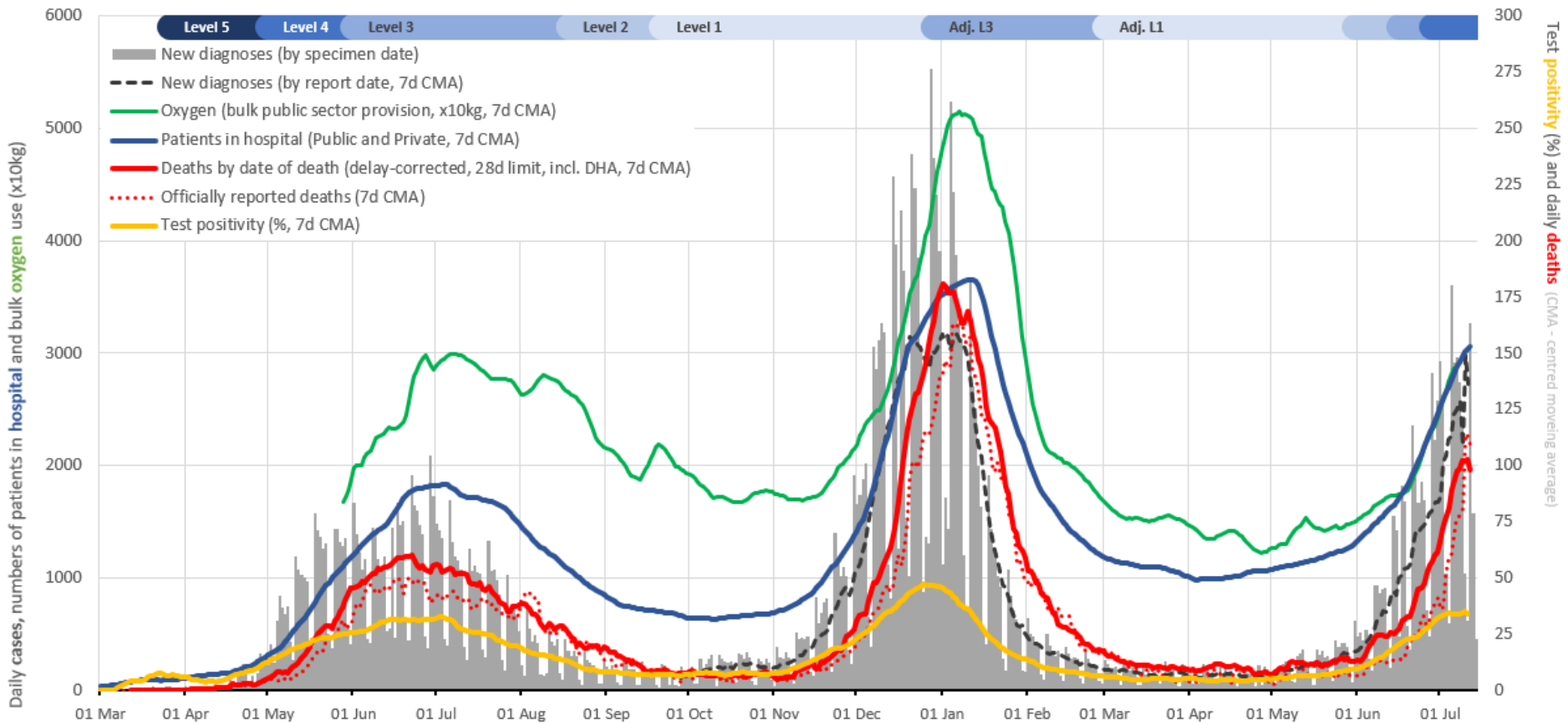
15 July 2021

Overview

1. Surveillance & Response Update
2. Expectations for the 3rd wave
3. Triggering the third wave response
4. Vaccine Implementation update
5. Conclusions

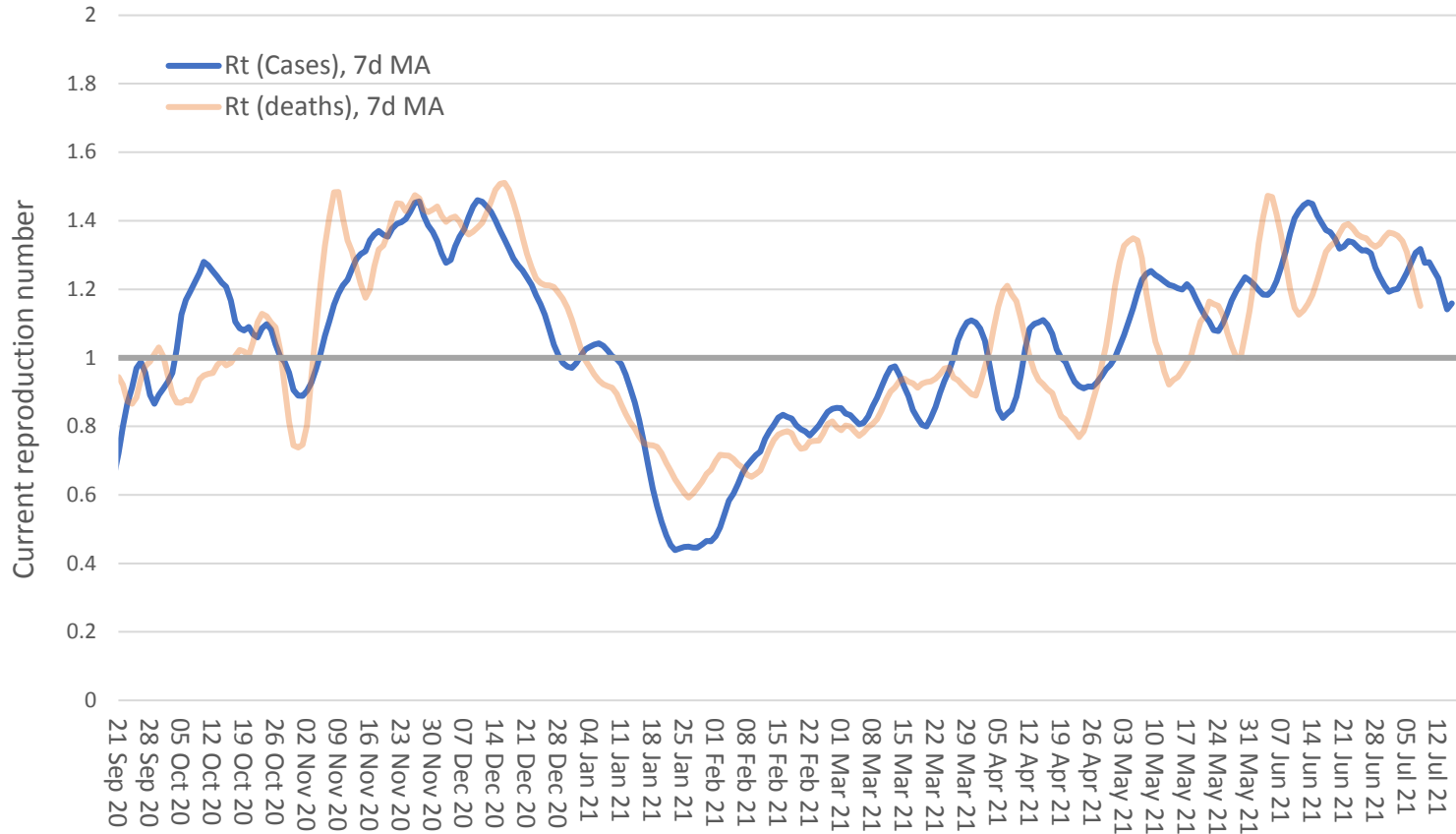
Surveillance & Response Update

Integrated testing, case, hospitalisation and mortality trends



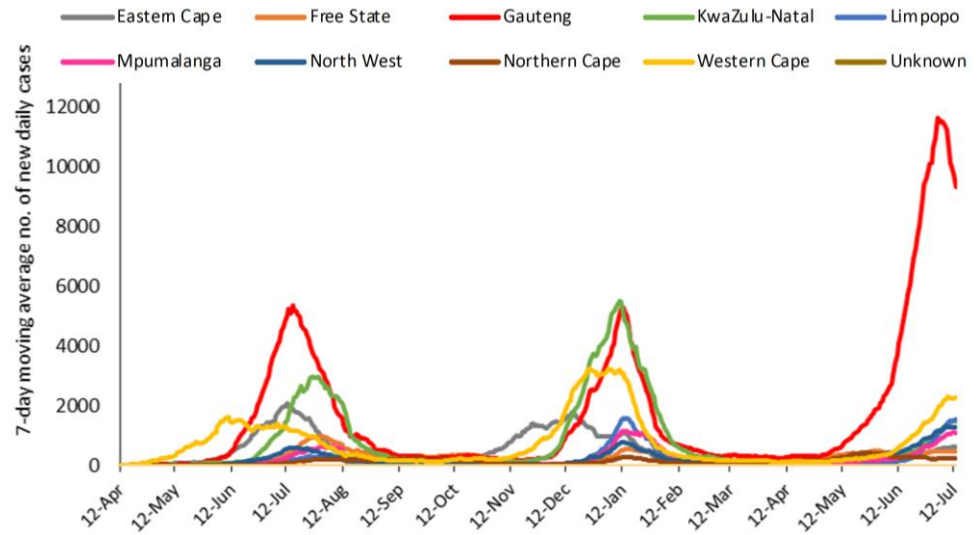
Current reproduction number (Western Cape)

Reproductive number >1 for 2 months – currently ~1.1 on downward trajectory

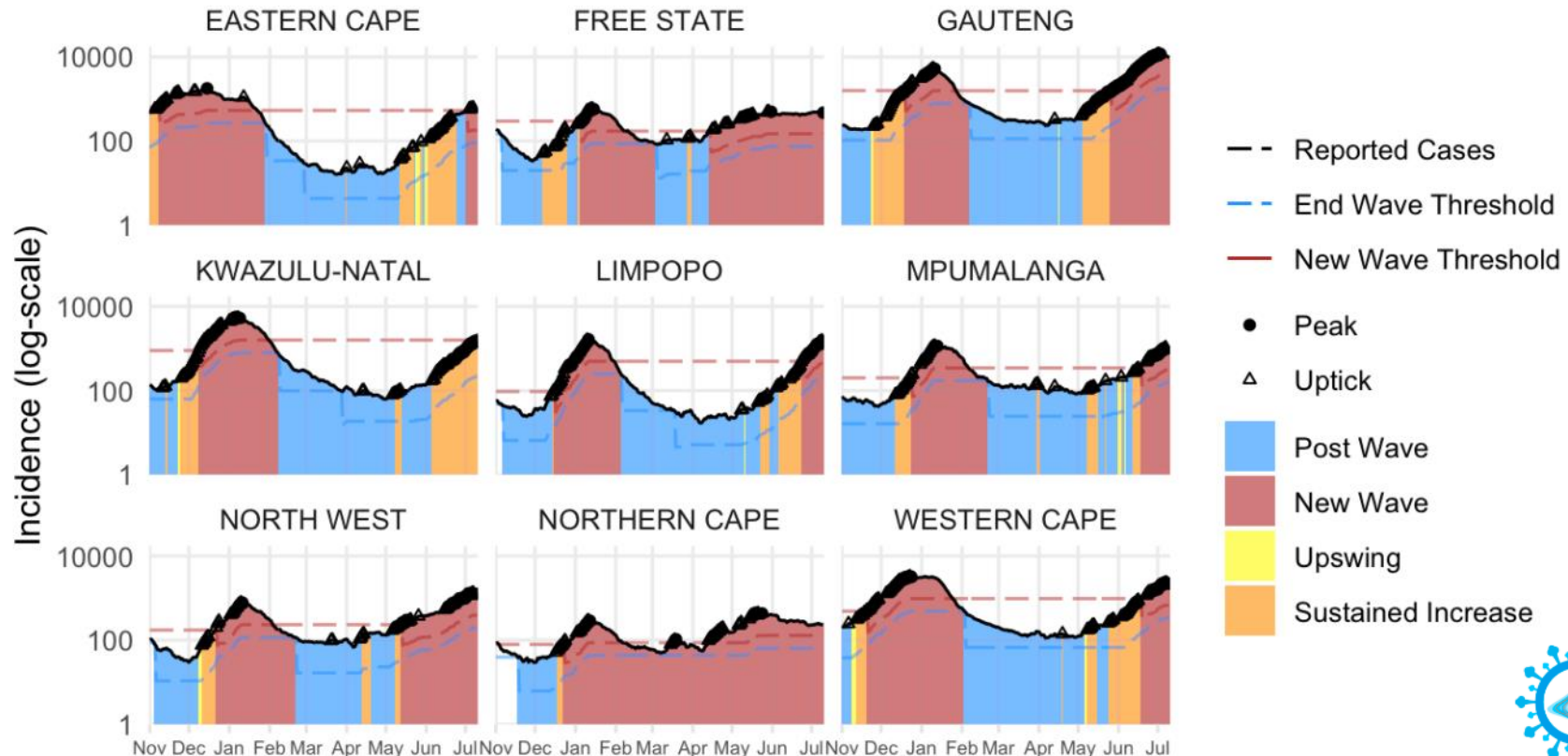


National trends

- All provinces except KZN are in a 3rd wave.
- Gauteng: Decreases in Gauteng continue.



7-day moving average of new cases by province



Provincial Resurgence Overview

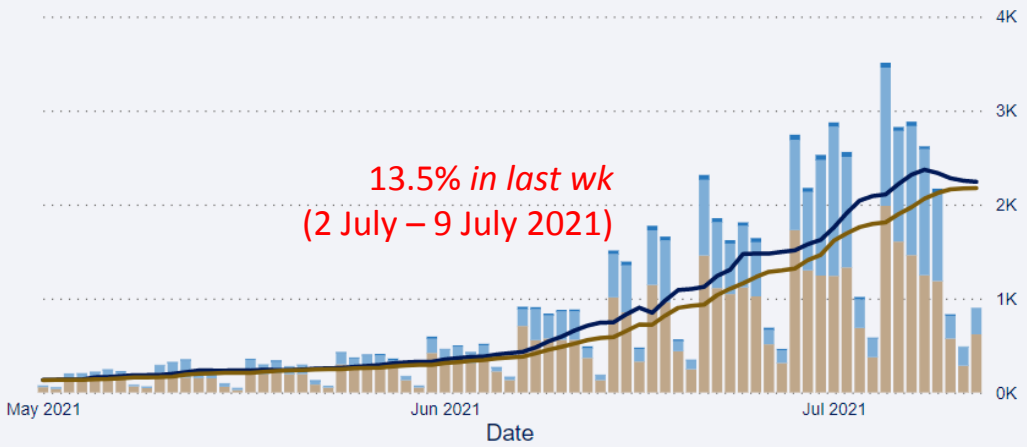


No. of Cases, 7 Day Moving Average and 14 Day Moving Average by Date and Sector

Sector Private/Other Public Unknown **7 Day Moving Average** **14 Day Moving Average**

Select District, Subdistrict:

- ☐ Cape Winelands
- ☐ Central Karoo
- ☐ City of Cape Town
 - ☐ Eastern
 - ☐ Khayelitsha
 - ☐ Klipfontein
 - ☐ Mitchells Plain
 - ☐ Northern
 - ☐ Southern
 - ☐ Tygerberg
 - ☐ Western
- ☐ Garden Route
- ☐ Overberg
- ☐ West Coast



Date of Diagnosis/Admission

5/1/2021 7/12/2021

Date of Death

5/1/2021 7/12/2021



Proportion Positive and Overall Positivity by Date and Sector (*Provincial Only)

Sector Private/Other Public **Overall Positivity**



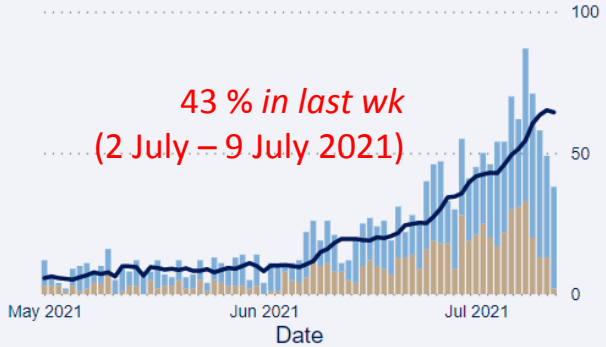
No. of New Admissions and 7 Day MA by Date and Sector

Sector Private Public **7 Day MA**



No. of Deaths and 7 Day MA by Date and Sector

Sector Private/Other Public **7 Day MA**

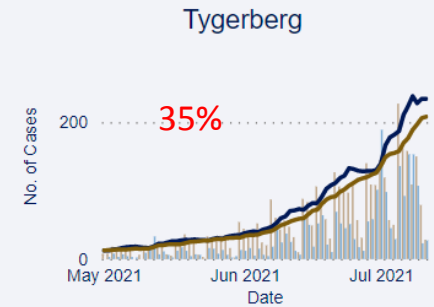
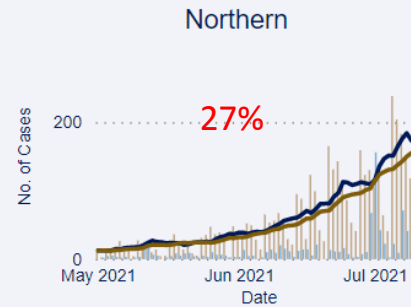
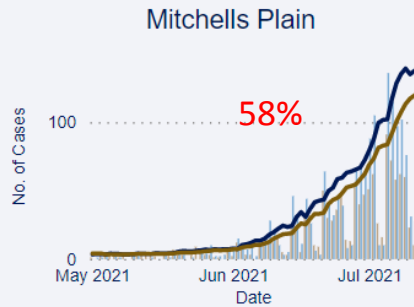
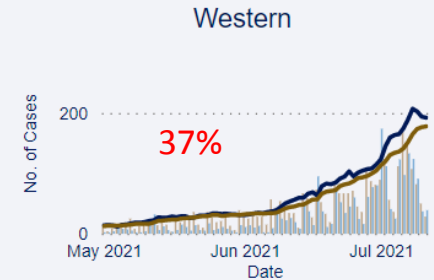
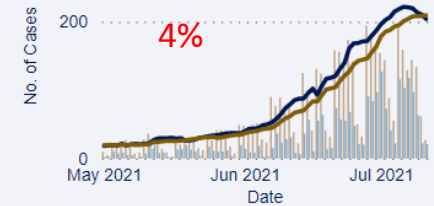
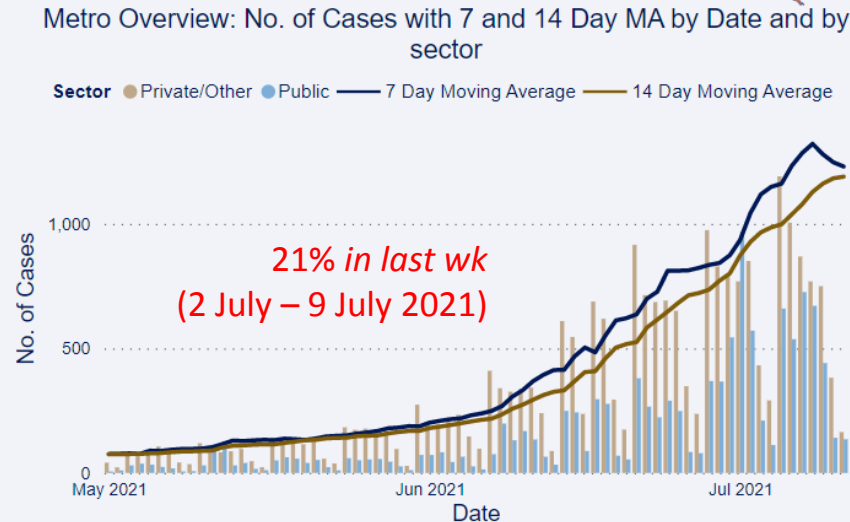
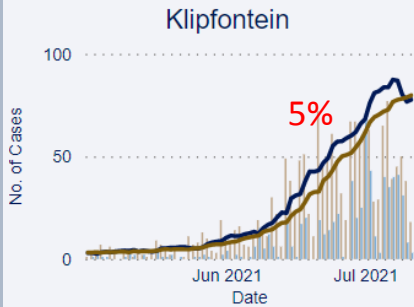
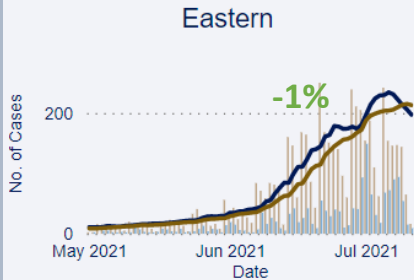
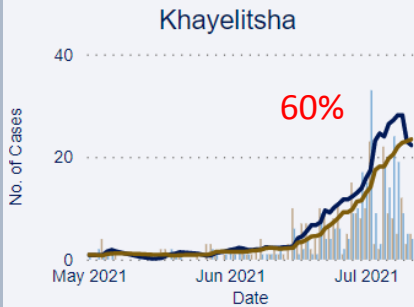
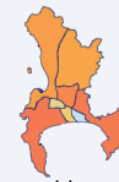


Provincial Overview

- **Case numbers are continuing to increase**, we are currently seeing an **average of 2335 new diagnoses** each day (wave 2 peak was 3060 cases per day).
- The split between public and private sector cases in the province is now fairly even
- The **proportion positive** has remained high at around **32%**.
- Admissions are increasing with an average of **280 new admissions per day**. Deaths have also increased now, with around **60 deaths each day**.



Metro Resurgence Overview

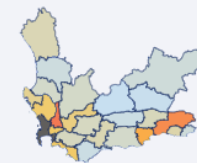


Metro Overview

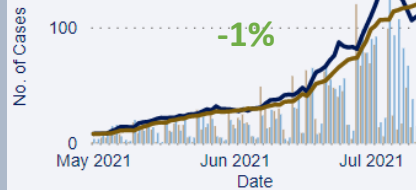
- Overall, there is a **21% week on week increase** in cases in the **Metro**.
- **Most sub-districts** are seeing **increases in cases, except Eastern which may be starting to plateau**. This could be due to data or operational delays and will be monitored closely to see if this pattern is sustained.
- Increasing proportion of cases from the public sector in the Metro in the last week.



Rural Resurgence Overview



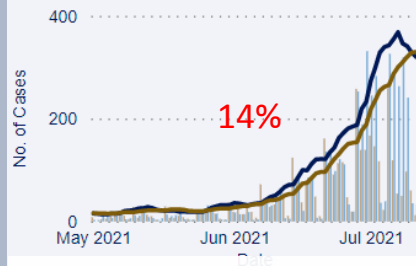
West Coast



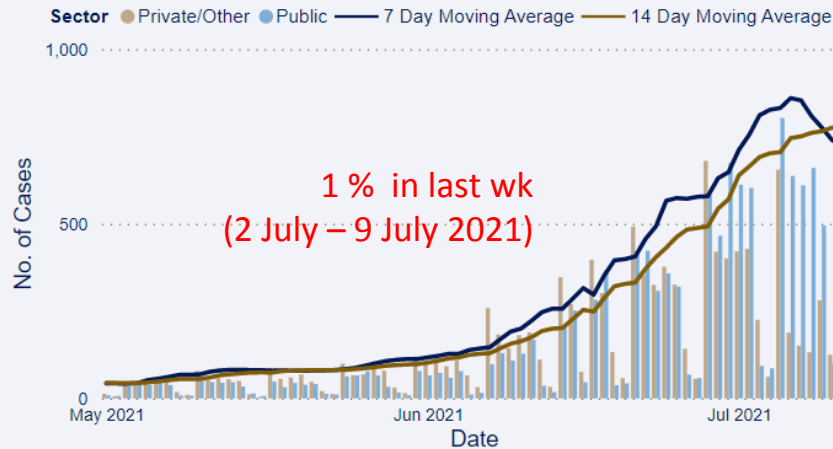
Overberg



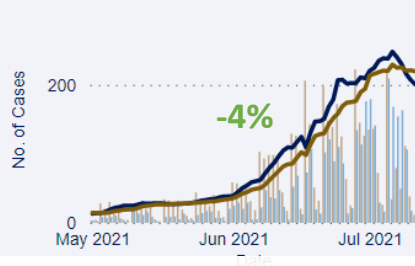
Garden Route



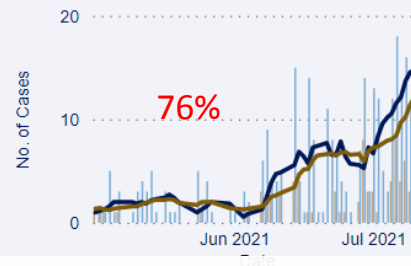
Rural Overview: No. of Cases with 7 and 14 Day MA by Date and by sector



Cape Winelands



Central Karoo



No. of Cases by Rural Subdistrict

District	Subdistrict	No. of Cases
Cape Winelands	Drakenstein	3,824
Garden Route	George	3,396
Garden Route	Mossel Bay	2,556
Overberg	Overstrand	1,532
Cape Winelands	Stellenbosch	1,510
West Coast	Swartland	1,454
Cape Winelands	Breede Valley	1,246
West Coast	Saldanha Bay	1,053
Garden Route	Knysna	793
Overberg	Swellendam	708
West Coast	Matzikama	680
Garden Route	Oudtshoorn	605
Overberg	Theewaterskloof	564
Cape Winelands	Langeberg	545
Cape Winelands	Witzenberg	466
West Coast	Bergervier	451
Garden Route	Hessequa	450
Garden Route	Bitou	282
Central Karoo	Beaufort West	280
West Coast	Cederberg	230
Overberg	Cape Agulhas	178
Garden Route	Kannaland	173
Central Karoo	Prince Albert	61
Central Karoo	Laingsburg	34
Total		23,071

Rural Overview

- The number of **new cases in Rural continues to increase but at a slower rate**. This could be as a result of limited testing criteria in the public sector or operational delays and will be monitored closely to see if this pattern is sustained.
- Public sector cases are now dominating the case load in most of the rural districts, except Cape Winelands which has a mix of both public and private cases

Active Cases Resurgence Monitor

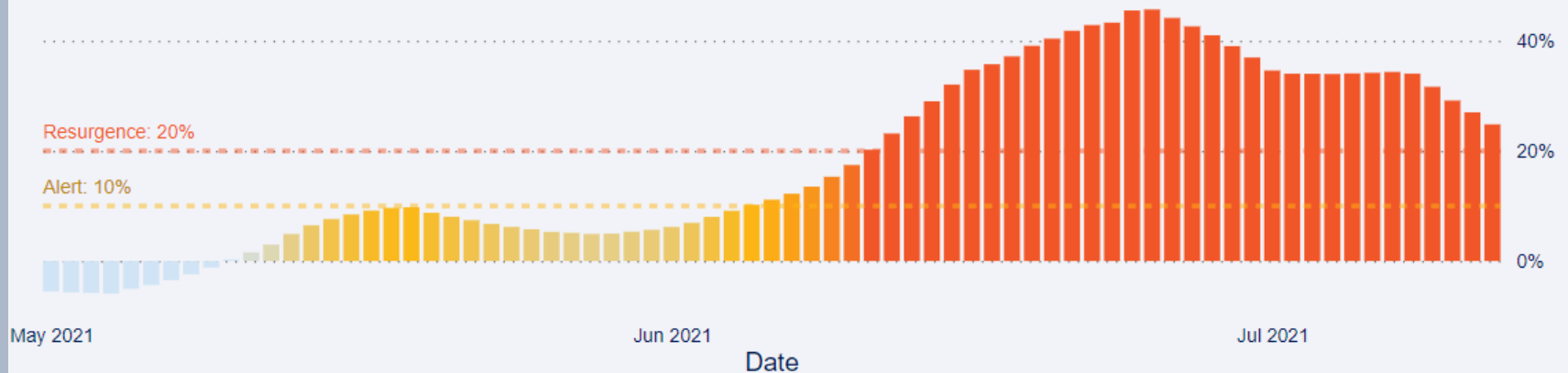


Health Impact Assessment
WC Department of Health
Last Updated:

7/13/2021 1:55:14 PM

% difference in 7 Day MA Active Cases by Date

% difference in 7 Day MA Active Cases 0.00% 10.00% 20.00%



Active Cases, Average Last 7 days Active Cases and Average Last 14 days Active Cases by Date

● Active Cases ● Average Last 7 days Active Cases ● Average Last 14 days Active Cases



There are currently **32 730** active infectious cases.
This is **8720** more active cases (**36%**) in the last week.

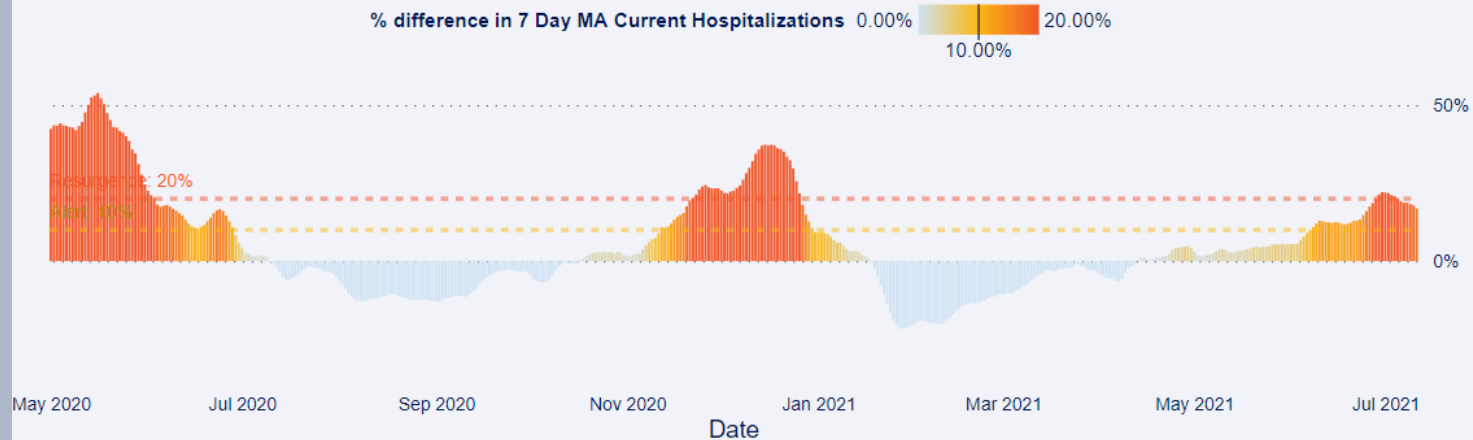
Hospitalization Resurgence Monitor



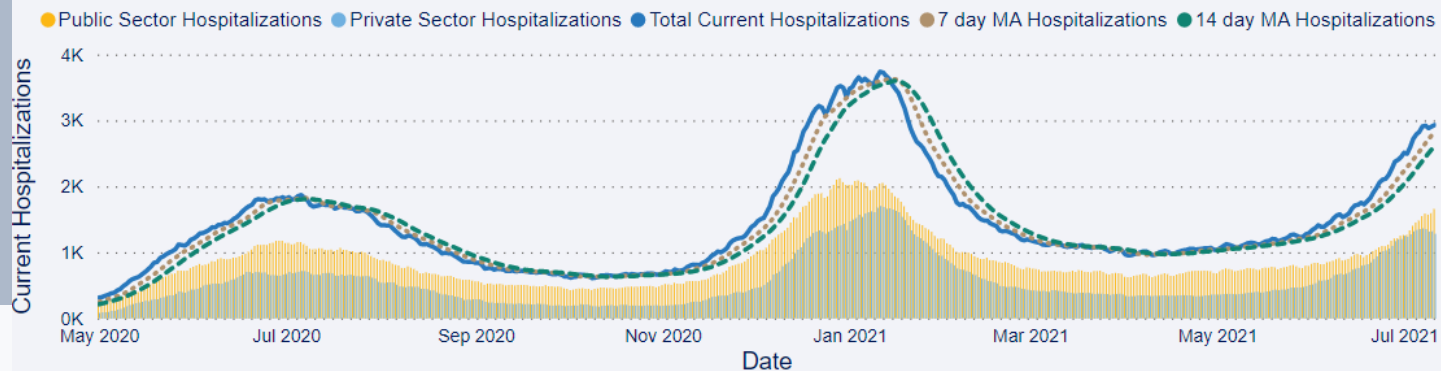
Health Impact Assessment
WC Department of Health
Last Updated:

7/13/2021 1:55:14 PM

% difference in 7 Day MA Current Hospitalizations and Average Last 7 days Hospitalizations by Date

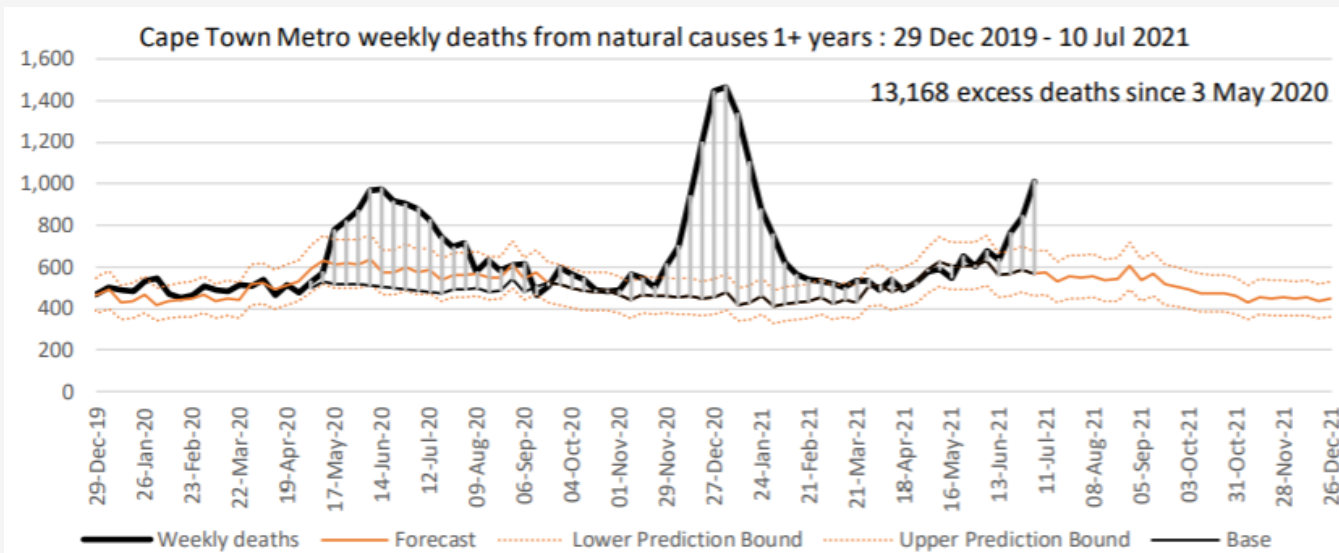
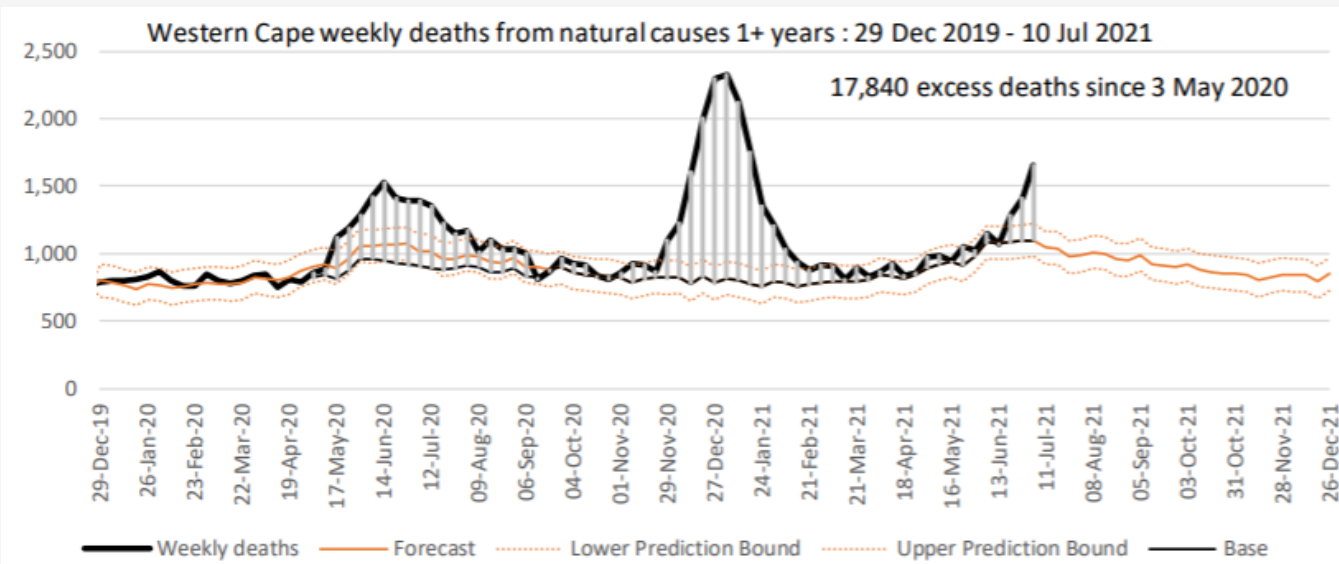


Public Sector Hospitalizations, Private Sector Hospitalizations, Total Current Hospitalizations, 7 day MA Hospitalizations and 14 day MA Hospitalizations by Date



Currently
admitted
patients

- Hospitalisations continue to increase in both the public and private sectors
- **Currently 2 882 patients are admitted with COVID-19.**



Western Cape and Cape Town Metro excess deaths increasing steeply and already similar to first wave peak.

13 July 2021

Surveillance Huddle Notes



Increasing case numbers, and now admissions and deaths across the province.

In the phase of widespread community transmission and mitigation.

Metro

KESS	<ul style="list-style-type: none">• Clusters in some old age homes Somerset West and Strand—being monitored
KMPSS	<ul style="list-style-type: none">• Numbers increasing – positivity rate = 33%• 8 deaths in last 24 hrs in Mitchell's Plain Hospital• Transfer to Hospital to Hope• Mostly household clusters
NTSS	<ul style="list-style-type: none">• Mostly household clusters.• Most cases still testing in private.• Some OAH's affected which might impact on vaccination campaign
SWSS	<ul style="list-style-type: none">• Clusters in three OAH's; 1 large cluster of 28+ cases in a business• 11 HCW tested positive in a hospital, 50% of these cases are smokers who gather to smoke during work breaks.

Rural

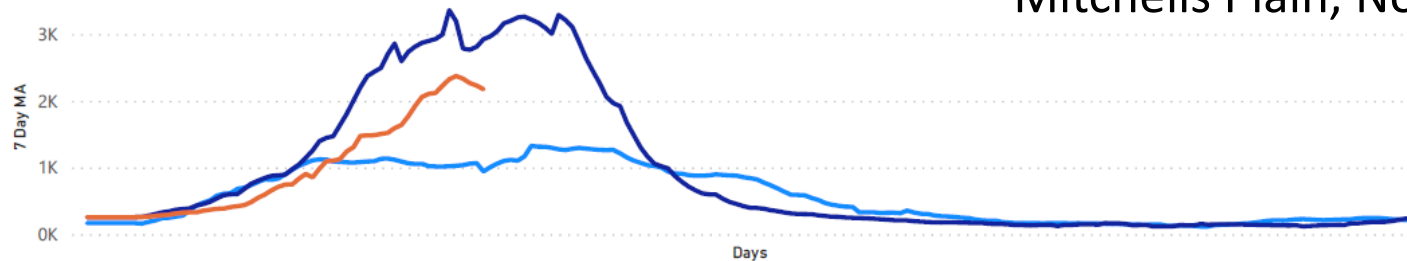
Cape Winelands	<ul style="list-style-type: none">• <u>Drakenstein</u> continues steady increase• Old age numbers going down
Central Karoo	<ul style="list-style-type: none">• Lots of family clusters• Beaufort West Hospital under pressure due to an increase in admissions
Garden Route	<ul style="list-style-type: none">• <u>Mosselbay</u>, George and Knysna all areas of concern• Percentage increase slightly decreasing
Overberg	<ul style="list-style-type: none">• Several household clusters identified• Increase in cases across all subdistricts• Increase in deaths• Challenge: to keep staff and community motivated to be alert and always continue to follow safety regulations.
West Coast	<ul style="list-style-type: none">• Increases in admissions and deaths• Increase <u>Malmesbury</u> – clusters on a farm (16 cases), distillery (13 cases)• Widespread community transmissions as opposed to clusters

Comparing the 3 waves

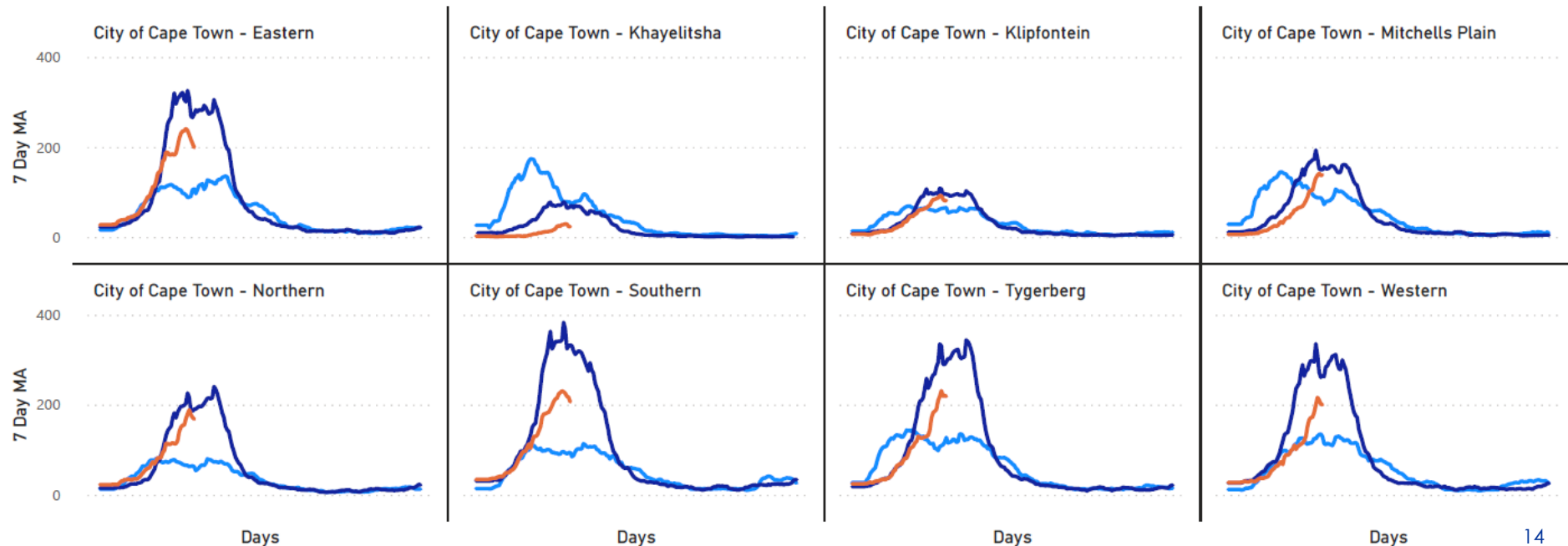
- 3rd wave appears slower than 2nd wave now but could still be due to earlier testing restrictions and/or data delays.
- Some districts have case incidence approaching 2nd wave peak (Klipfontein, Mitchells Plain, Northern)

7 Day Moving Average - WESTERN CAPE

Wave ● Wave 1 ● Wave 2 ● Wave 3



Wave ● Wave 1 ● Wave 2 ● Wave 3



SAMRC COVID- 19 AND WASTEWATER EARLY WARNING SYSTEM

WEEK 28
2021

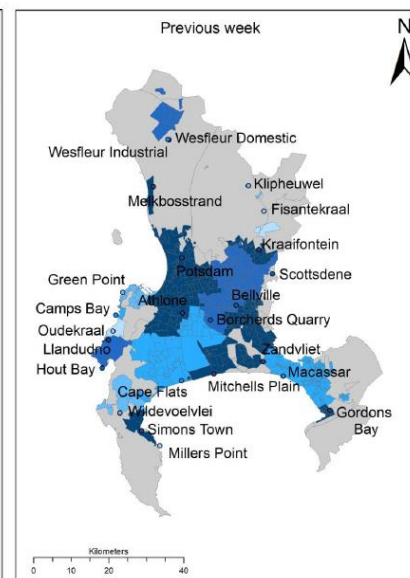
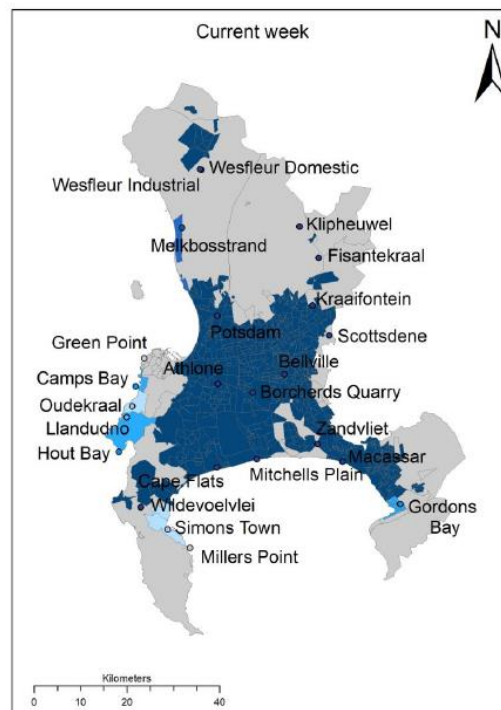
City of Cape Town, Breede Valley AND Overberg

Metro:

SARS-CoV-2 >2500 copies/ml (category 3 or higher) at 86% of treatment plants and category 5 at 68% of plants.

Province Category Trend

Western Cape		
Athlone	5	→
Bellville	5	↑
Borcherds Quarry	5	↑
Cape Flats	5	↑
Fisantekraal	5	↑
Klipheuwel	5	↑
Kraaifontein	5	→
Macassar	5	↑
Mitchells Plain	5	→
Potsdam	5	→
Scottsdene	5	↑
Wesfleur Domestic	5	↑
Wesfleur Industrial	5	↑
Wildevolevlei	5	↑
Zandvliet	5	→
Melkbosstrand	4	↓
Camps Bay	3	→
Gordons Bay	3	↓
Hout Bay	3	↓
Green Point	2	→
Llandudno	2	↓
Millers Point	1	→
Oudekraal	1	→
Simons Town	1	↓



Categories

RNA copies/ml
5: ≥7501
4: 5001-7500
3: 2501-5000
2: 501-2500
1: 0-500
n/a

Theewaterskloof:

↑ in Botrivier and Villiersdorp to category 5
– both at highest levels since start of surveillance.

Breede Valley:

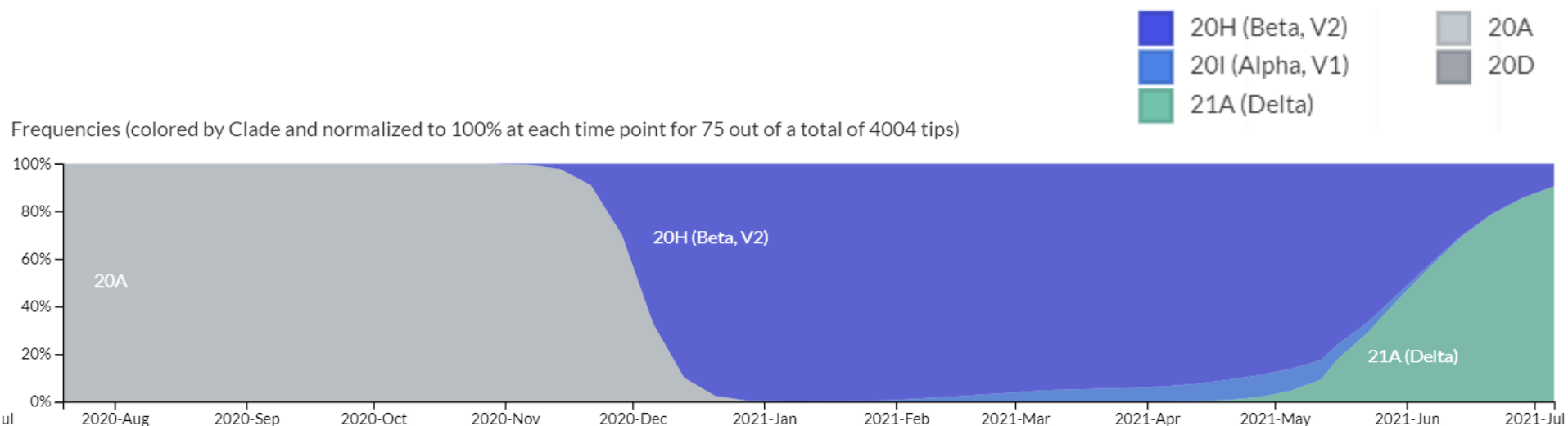
↑ in Worcester to category 5 and De Doorns to category 4. Rawsonville remains in category 5.

Province Category Trend

Western Cape		
Botrivier	5	↑
Caledon	1	→
Grabouw	1	↓
Villiersdorp	5	↑
Breede Valley		
De Doorns	4	↑
Rawsonville	5	→
Touws River	3	→
Worcester	5	↑

Update on delta variant in WC

- Delta remains overwhelmingly dominant variant in WC from mid-June onwards.



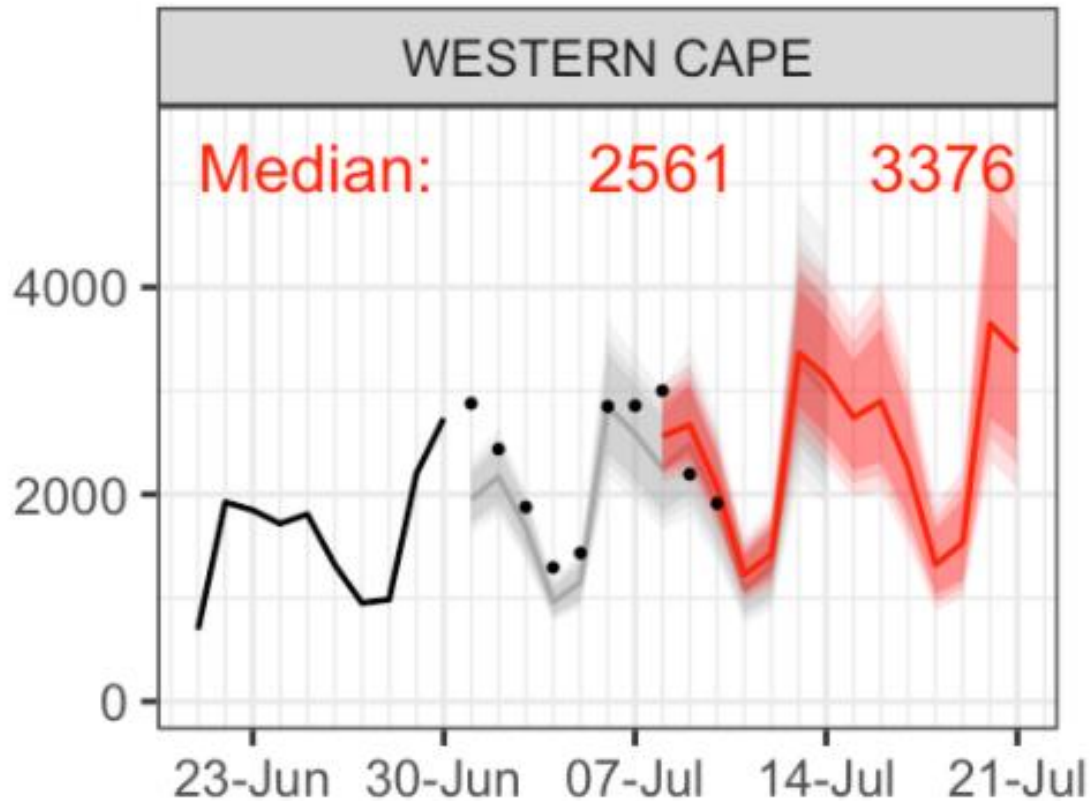
Built with [nextstrain/ncov](#). Maintained by the [Nextstrain team](#). Enabled by data from [GISAID](#).

Expectations for the Third Wave

SA COVID-19 Modelling consortium currently updating third wave expectation to take delta into account

Short term predictions from SACMC – new cases

Still forecasting rising numbers of cases but at a slightly slower rate than before



Black line:
previous cases

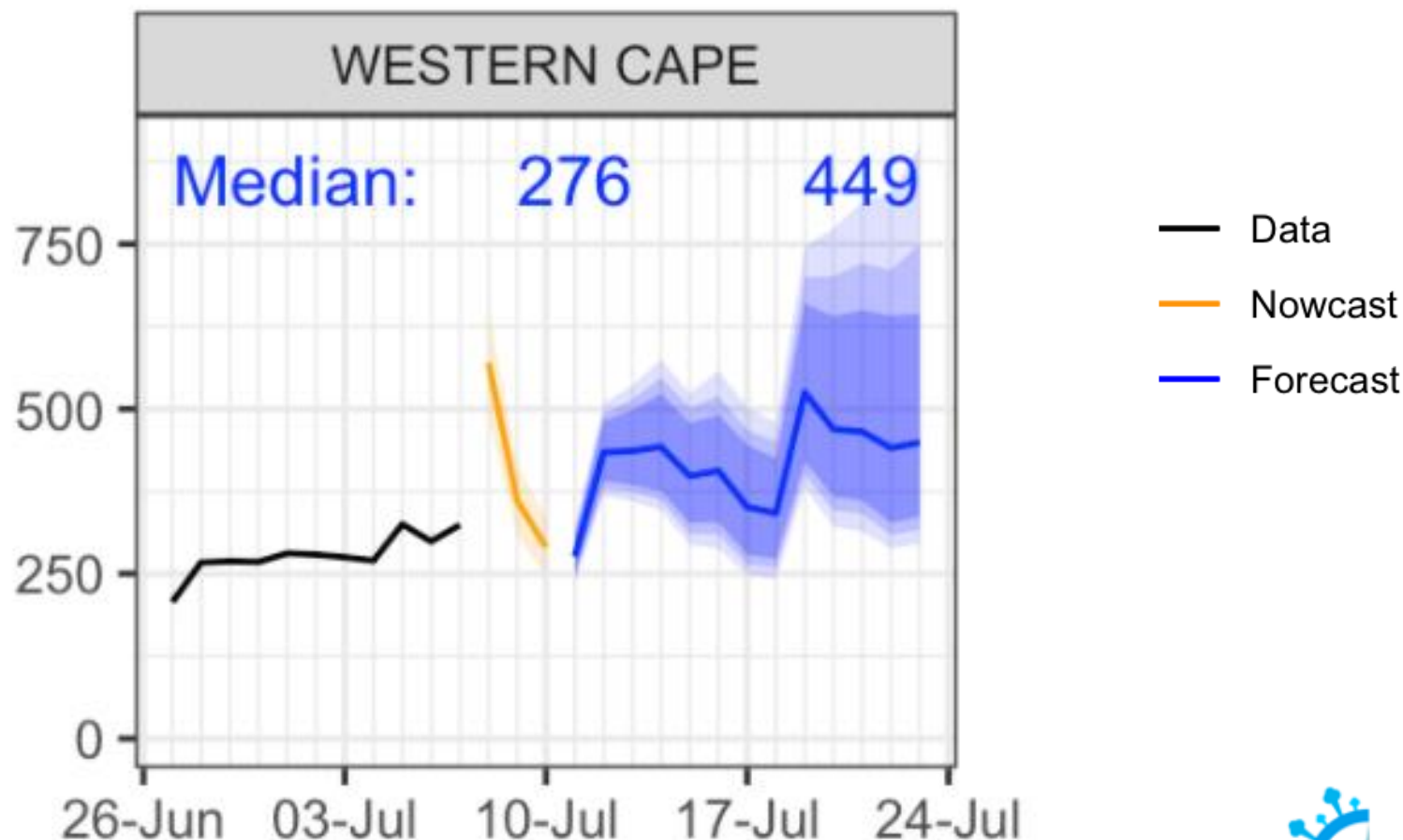
Grey line:
forecast for this week

Dots:
actual cases

Red line:
Prediction for next week

Short term predictions from SACMC – new admissions
















Expecting ~450 new admissions per day by mid-July, also slightly lower than before





















Triggering the Third Wave Response

Western Cape 3rd wave advisory

Principle: Transparent pre-defined triggers for whole of society response to reduce transmission and prepare health services. **Note: Metrics in bold met**

Indicator	Example of Resurgence Metric	
First warning: ↑ health service demand in 14-21d	 Large ↑ daily cases (increase for ≥ 1 week of ≥ 20%)  Overall test positivity >7% for ≥1 week  >15% of hospitals have >10% of beds occupied by COVID-19 patients  >50% ↑ in pre-COVID-19 hospital O ₂ use	
Second warning: ↑ health service demand in 7-14d	 Overall test positivity 10-15% for ≥1 week  >15% week-on-week increase in 7dma of current admissions  >40% of hospitals have >10% of beds occupied by COVID-19 patients  >75% ↑ in pre-COVID-19 hospital O ₂ use	
Third warning: ↑ health service demand in 2-7d	 >20% week-on-week increase in 7dma of current admissions (20.6%)  >50% of hospitals have >20% of beds occupied by COVID-19 patients (48%)  >50% of high care, intensive care & HFNO ₂ COVID-19 beds occupied (93%)  >100% ↑ in pre-COVID-19 hospital O ₂ use (currently at 25T/day or >100%)	
Health service capacity threatened	 >2800 current COVID-19 inpatients  >80% of high care, intensive care & HFNO ₂ COVID-19 beds occupied (93%)  >200% ↑ in pre-COVID-19 hospital O ₂ use	

Approaching 3rd warning indicator

Indicator	Recommended action
First warning indicator. ↑ in health service demand in 14-21 days.	<div>  Strong public messaging about ↑ cases and need for stricter NPI adherence </div> <div>  Publish ceilings of 2nd warning indicators with restriction expectations </div> <div>  ↑ testing capacity, contact tracing, isolation </div> <div>  Prepare to mobilize resources for a substantial surge </div> <div>  ↑ vaccination </div> <div>  Targeted sequencing of virus </div> <div>  Recommend restrictions: gatherings, travel </div>
Second warning indicator. ↑ in health service demand in 7-14 days.	<div>  Continue public messaging, vaccination, viral sequencing as above   </div> <div>  Publish ceilings of 3rd warning indicators with restriction expectations </div> <div>  Limit testing not absolutely necessary </div> <div>  Mobilize resources to support a substantial surge within 7 to 14 days </div> <div>  Recommend further restrictions: gatherings, curfew </div>
Third warning indicator. ↑ in health service demand in 2-7 days.	<div>  Continue public messaging, vaccination, viral sequencing, testing limits as above </div> <div>  Publish potential increase of restriction expectations if systems overwhelmed </div> <div>  Further mobilize resources to support a substantial surge within 2-7 days </div> <div>  Recommend restrictions: gatherings, curfew, alcohol </div>

Adjusted level 4 restrictions

1. Gatherings:



- a) No gatherings.
- b) Funerals ≤ 50 people; max duration of 2 hours.

2. Curfew:



- a) Time: 21:00-04:00
- b) Closing times: 20:00

3. Alcohol: All sales and transport prohibited



4. Restaurants: Maximum of 50 clients

5. Early school closure

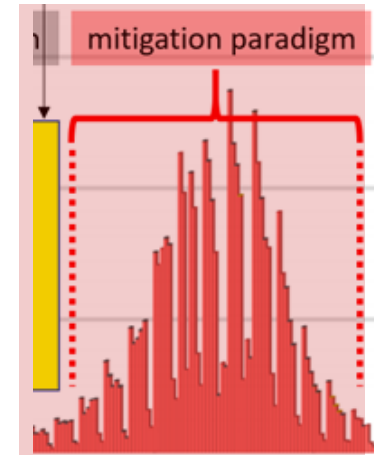
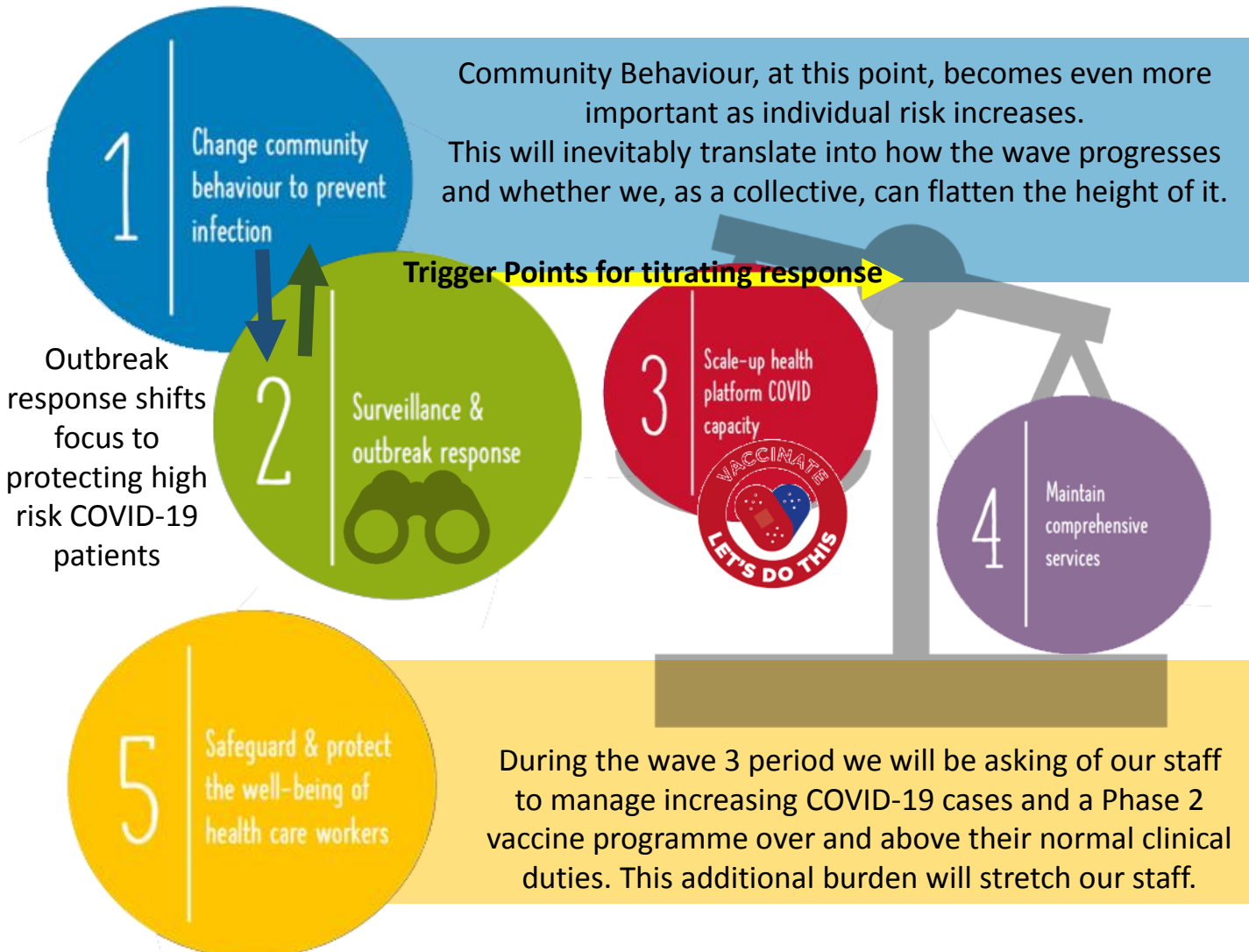


6. No leisure travel to/from Gauteng



In the midst of the Mitigation Paradigm

5 POINT COVID
CONTAINMENT
STRATEGY



Note: Trigger Points are actively monitored in order to titrate the response to the COVID-19 wave and achieve balance for COVID-19 and comprehensive service capacity.

Acute service platform – scaling up COVID capacity

1. **De-escalation of non-COVID services** – in both PHC and hospitals, to maintain only essential care.
2. **Acute Hospitals** – progressive demarcation of PUI, COVID ward and COVID critical care capacity, to a full planned capacity of 2 300 Public Sector COVID beds (inclusive of a proportion of the field hospital capacity).
3. **Field Hospital capacity** – stepwise full commissioning of field hospital capacity in Brackengate (336 beds), Mitchells Plain Hospital of Hope (200 beds), Freesia & Ward 99 (75 beds), WCRC (26 beds), Sonstraal Hospital (68 beds) and at rural hospitals.
4. **Co-ordinated platform response** – co-ordinated movement of patients from ECs to acute and critical care beds to field hospital beds, and streamlined discharges.
5. **Staffing** – additional staff employed and retained from the 2nd wave, with flexible deployment.
6. **Oxygen capacity** – daily huddles for co-ordinated of uninterrupted oxygen supply and distribution, in line with oxygen utilisation needs.

Acute service platform – current picture

1. Currently **2 822 COVID patients** in our acute hospitals (**1 298** in **public** hospitals & **1 524**) in **private** hospitals). This **excludes PUIs** and **cases in specialised hospital** settings.
2. The **Metro hospitals** have an average **occupancy rate** of **91%**; **George** drainage area hospitals at **66%**; **Paarl** drainage area hospitals at **75%** & **Worcester** drainage area hospitals at **68%**.
3. **COVID & PUI cases** currently make up **22%** of all available acute general hospital capacity in both Metro and Rural Regional Hospital drainage areas.
4. **COVID inter-mediate care** – the **Brackengate Hospital of Hope** currently has **225** patients (**4 141** cumulative patients), **Freesia & Ward 99** have **0** patients, **Mitchell Plain Hospital of Hope** has **38** patients and **Sonstraal** currently has **45** patients.
5. The Metro **mass fatality centre** has capacity for **240 bodies**; currently **19 decedents (cumulative total of 1 573 bodies)** admitted. The overall capacity has been successfully managed across the province.

Current Public Sector Acute Bed Utilisation per Drainage Area

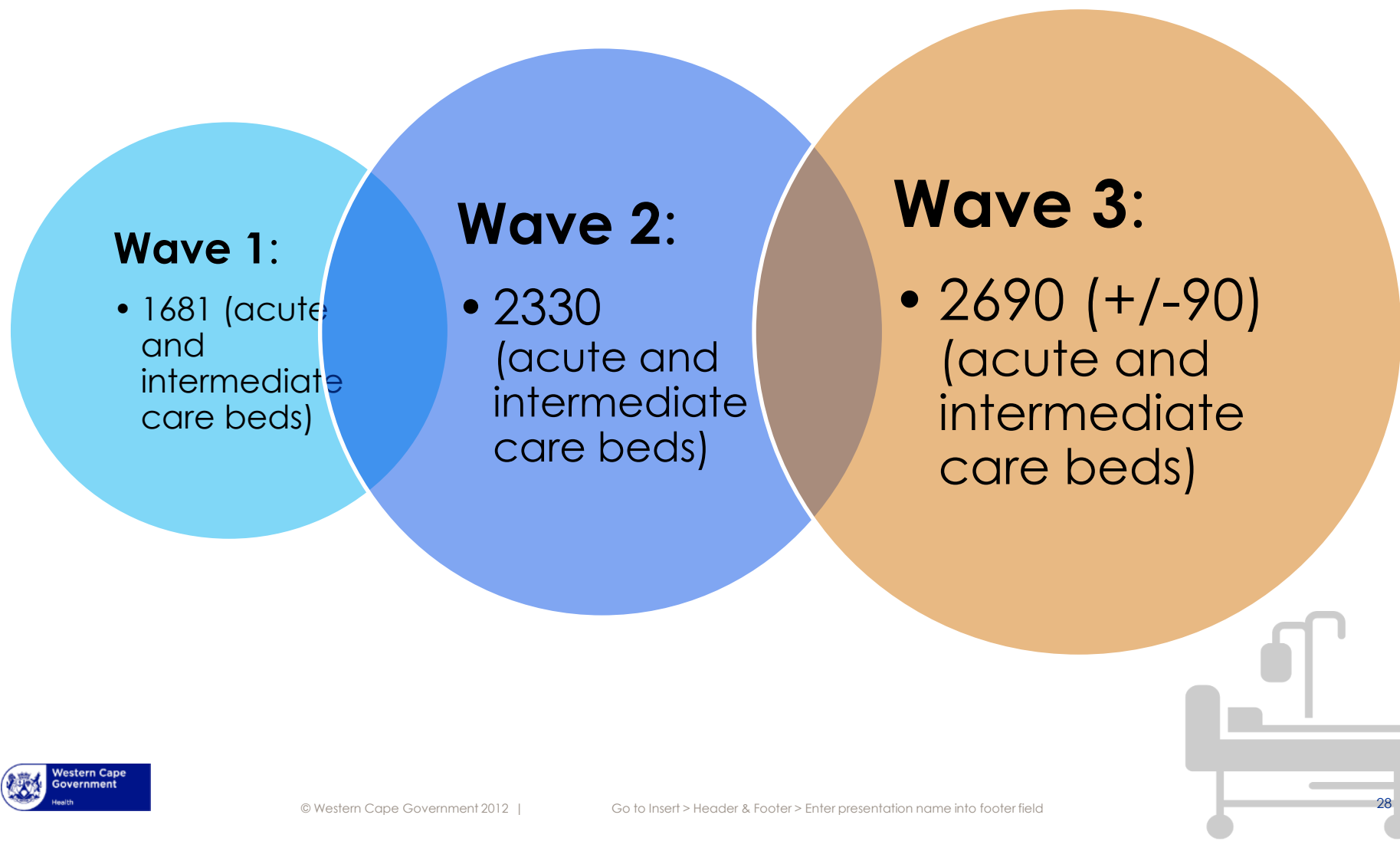
WCDOH: Daily Operational Bed Status Dashboard as at 14/07/2021

Drainage Area	Filled Beds					BUR % for Designated Covid Beds(General Wards)	BUR % for Designated Covid Beds(Critical Care)
	Operational Beds		BUR %	COVID BUR %	% Covid patients		
Cape Town /Metro	5,029	4,579	91%	52%	19%	51%	90%
George	918	609	66%	60%	32%	56%	113%
Paarl	985	740	75%	70%	27%	67%	160%
Worcester	769	524	68%	34%	24%	30%	77%
SubTotal WCDOH	7,701	6,452	84%	53%	22%	50%	96%

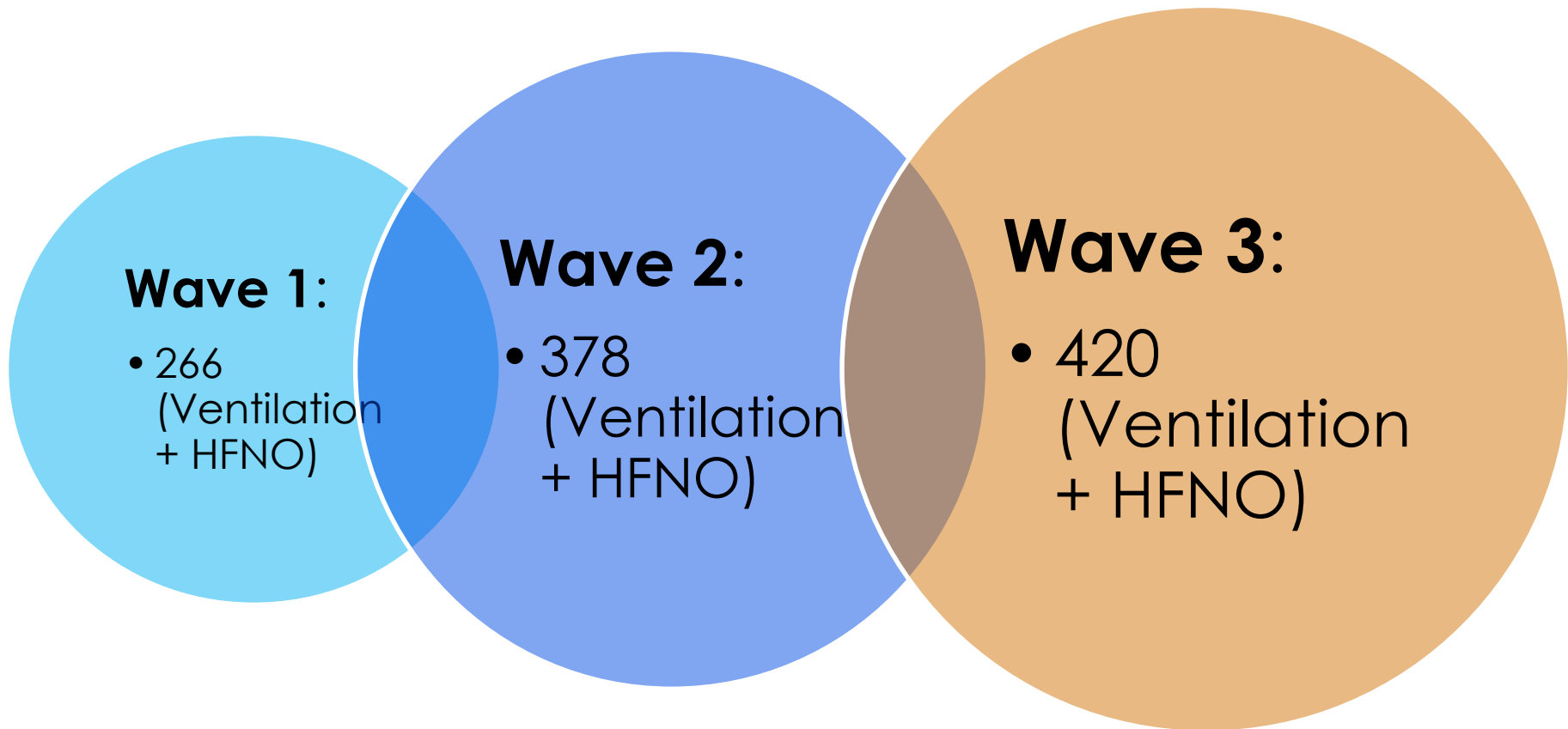
Excluding Specialised Hospitals e.g. Mowbray Maternity, Psychiatric Hospitals, etc

Operational Bed = an inpatient bed available for inpatient use that is staffed and equipped.

COVID-19 Bed Capacity (Public Sector)



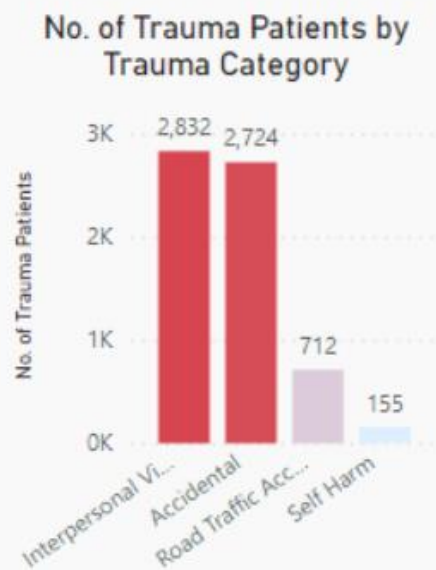
Oxygen Delivery Capacity (Public Sector)



Oxygen utilisation – general comments

1. The **combined public-private** utilisation is now **54.15 tons/day** or **77.36 % of the maximal production capacity (70 tons/day)** at the Afrox Western Cape plant.
2. The **public sector total average bulk oxygen** consumption is **28.7 tons/day**. This equates to around **40.97 % of the daily bulk consumption** of the Afrox WC plant for the 7-day period ending 11 July 2021. This is compared to **51 tons/day** in the first week of January.
3. Both **public and private sectors** are **addressing some of the capacity challenges** at facility level, as identified during the 2nd wave, in preparation for the 3rd wave.
4. We will **continue to monitor the utilisation of oxygen** over the coming weeks, with an **undertaking from Afrox** to be **able to scale up the provision as required** for a **3rd wave**.

Overview of the impact of recent alcohol regulation changes on trauma presentations (14 June 2021-11 July 2021)



During the second week following the complete alcohol ban from a partial alcohol ban we see trauma presentations decrease by ~25.8% and weekend trauma burden decrease by ~33.9% (relative to 2 weeks prior to the ban).

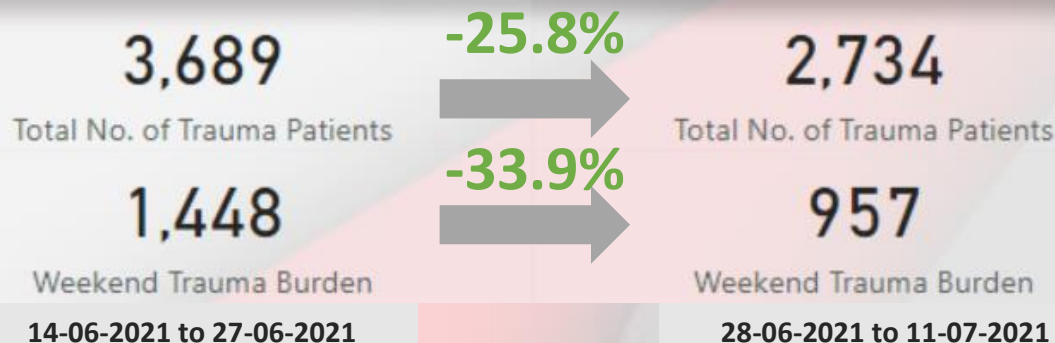
This is in the context of a baseline restricted alcohol availability, initial remaining stock on hand and expected end-of-month increase in trauma presentations.

WC Sentinel Trauma Report

This report shows a sample of 17 hospital emergency centres and their trauma patient numbers over time

Source: **HECIS**

No. of Trauma Patients by Date



Preparing and Caring for our People – 3rd Wave

Workforce Planning:

- To date, appointed **777** staff additional for COVID
- Appointed **827 HCW and support staff** as well as **359 interns** for the Vaccination Drive
- Contract extensions until end of Sept
- **CTICC appointments finalised**
- **765 applicants** can still be appointed, if needed

Staffing for Athlone Mass Vaccine Site:

Status	PNs	SNs	NAs	MOs	Pharm	Pharm Assist	Admin	Interns
In progress	21	50	6	2	1	2	42	94
General Workers								
4								

Vaccination Training:

- **6 063** registered vaccinators on health platform
- **4 013** trained vaccinators to date

13 new registered vaccinators

9 additionally trained vaccinators

Well-being and Safety:

- Increased advocacy and activation of Onsite Counselling Clinics (Employee Wellbeing Programme)
- PPE provision and improving OHS Practices
- Communicating practical ways for our staff to be safe at work

Continued training on PPE use

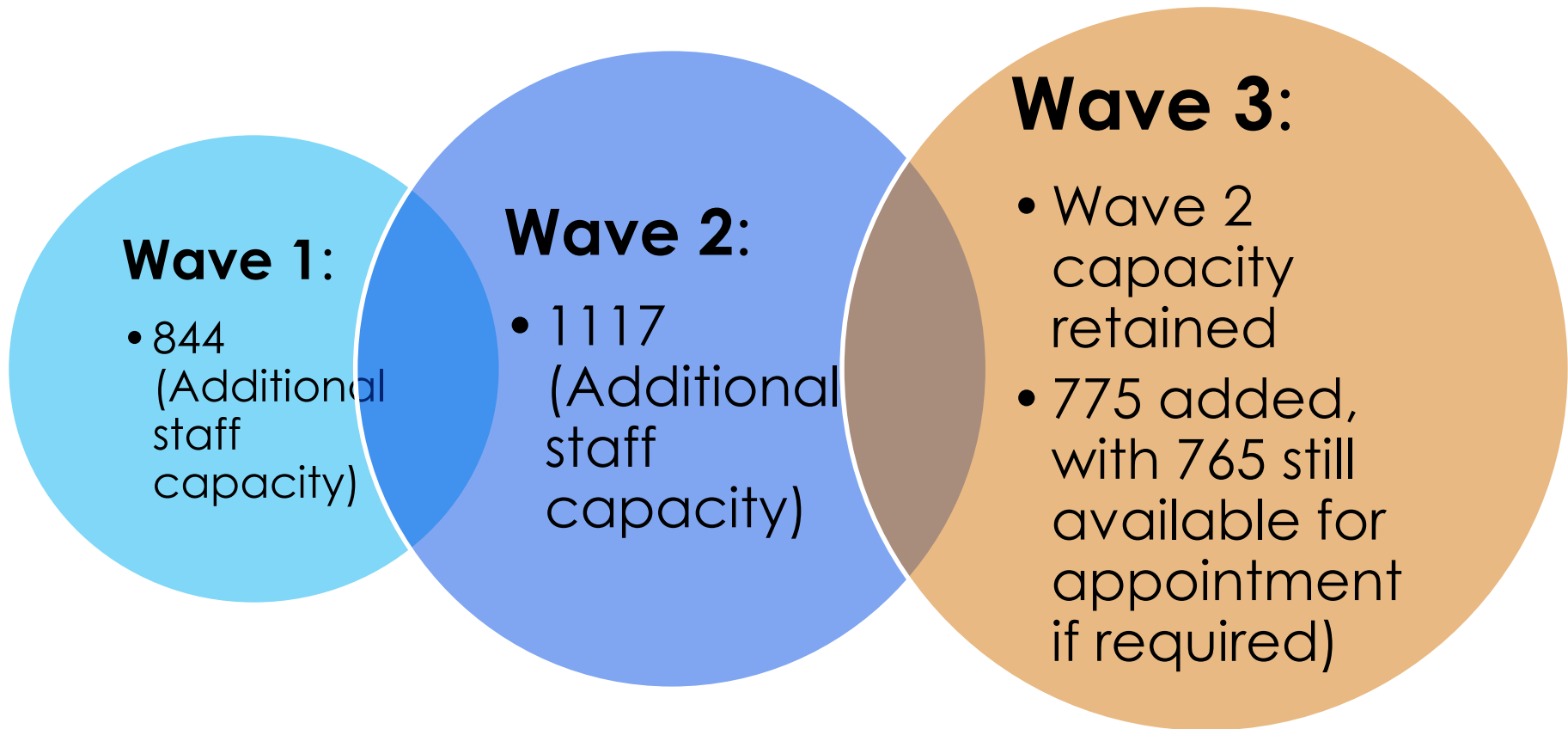
Resilience and Hope:

- Stories of Hope and engagements to encourage vaccine uptake amongst HCWs
- Internal Health Comms Series to motivate staff during 3rd wave (mitigate anxiety)
- Fostering a Culture of Healing (Story of Hope) & Collaborative Learning

67.79%
vaccine
coverage



Additional Staff Capacity (Public Sector)



DEPARTMENTAL OVERVIEW

COVID-19 INFECTIONS AND DEATHS IN HEALTHCARE WORKERS (HCWs)

Totals as at 15 Jul 2021

Cumulative Infections

10,901



10,333

% Recovered

94.79%



144

% Died

1.32%

Active Cases

424

% Active

3.89%

Doctors



1045

Nurse



4,752

Radiographers



129

Pharmacists

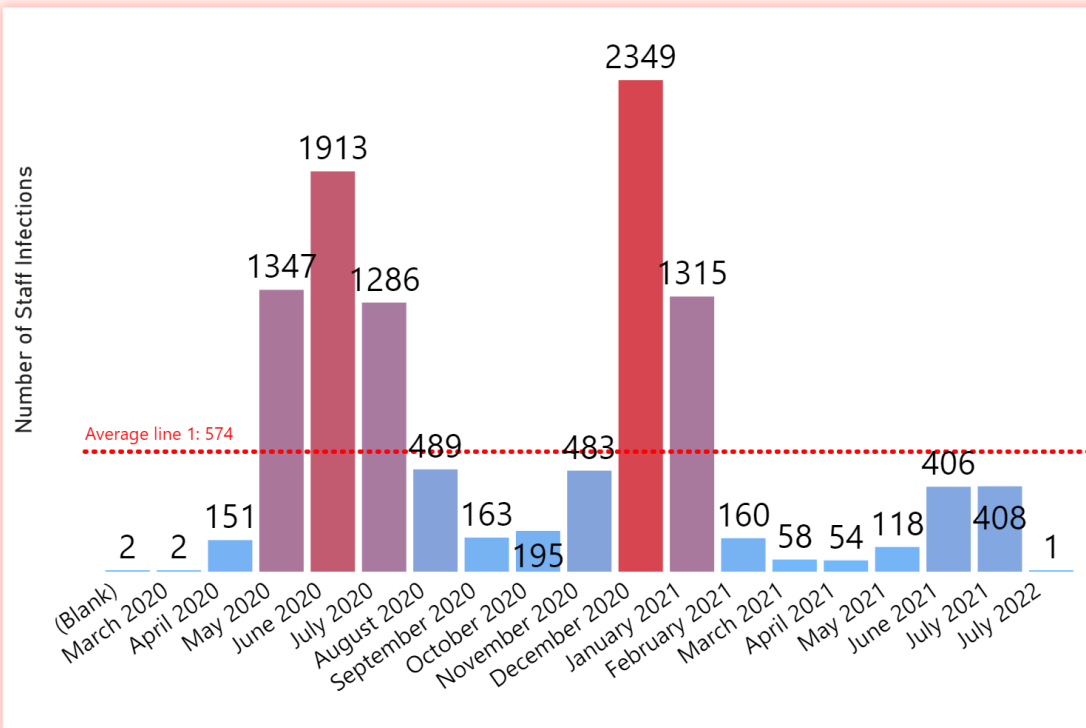


110

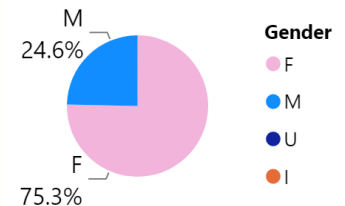
Other
categories



4,865



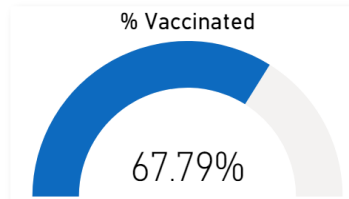
Gender Distribution



Staff Vaccination Coverage per Hospital

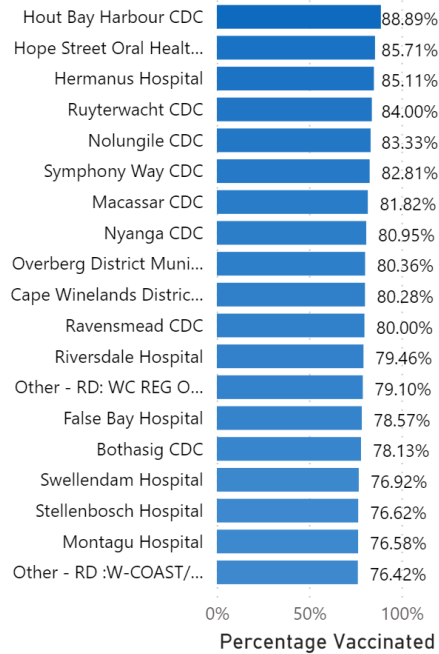
Totals as at 15 Jul 2021

Total Staff
34,491

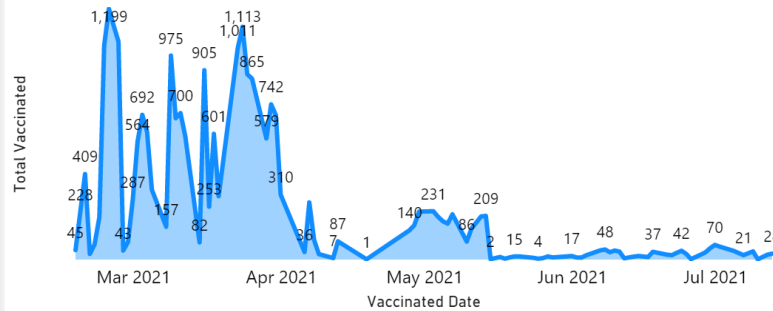


Staff Vaccinated
23,380

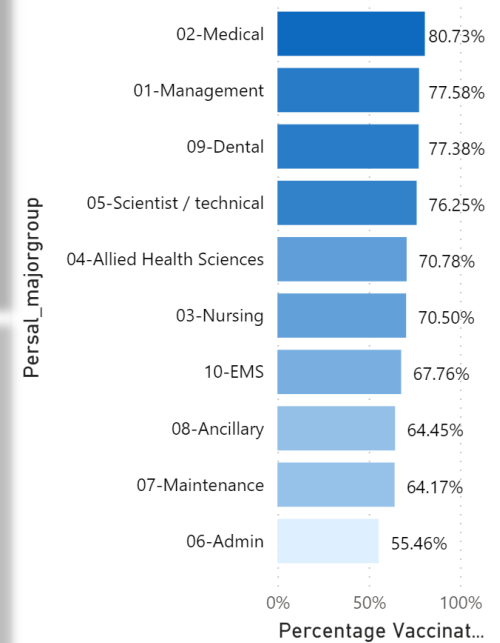
Percentage Vaccinated by HW Facility



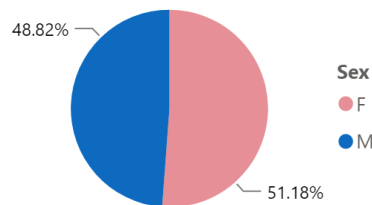
Total Vaccinated Staff per day



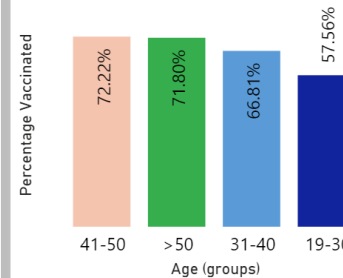
% Vaccinated by Persal Group



% Vaccinated by Gender

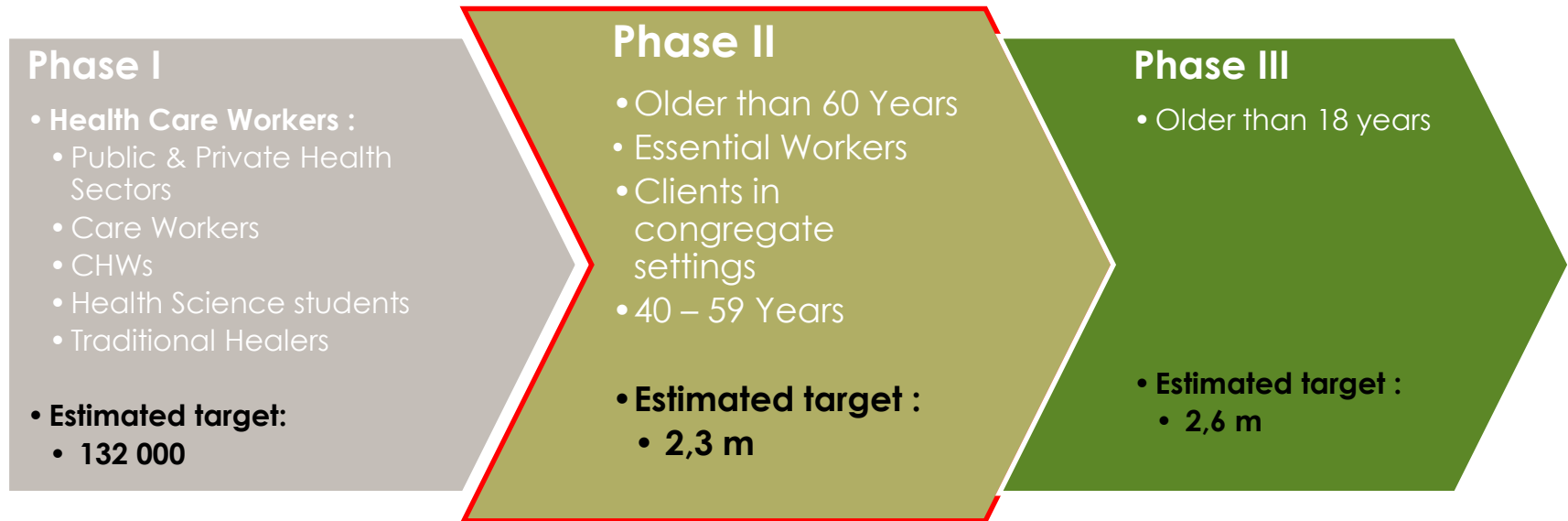


% Vaccinated by Age group

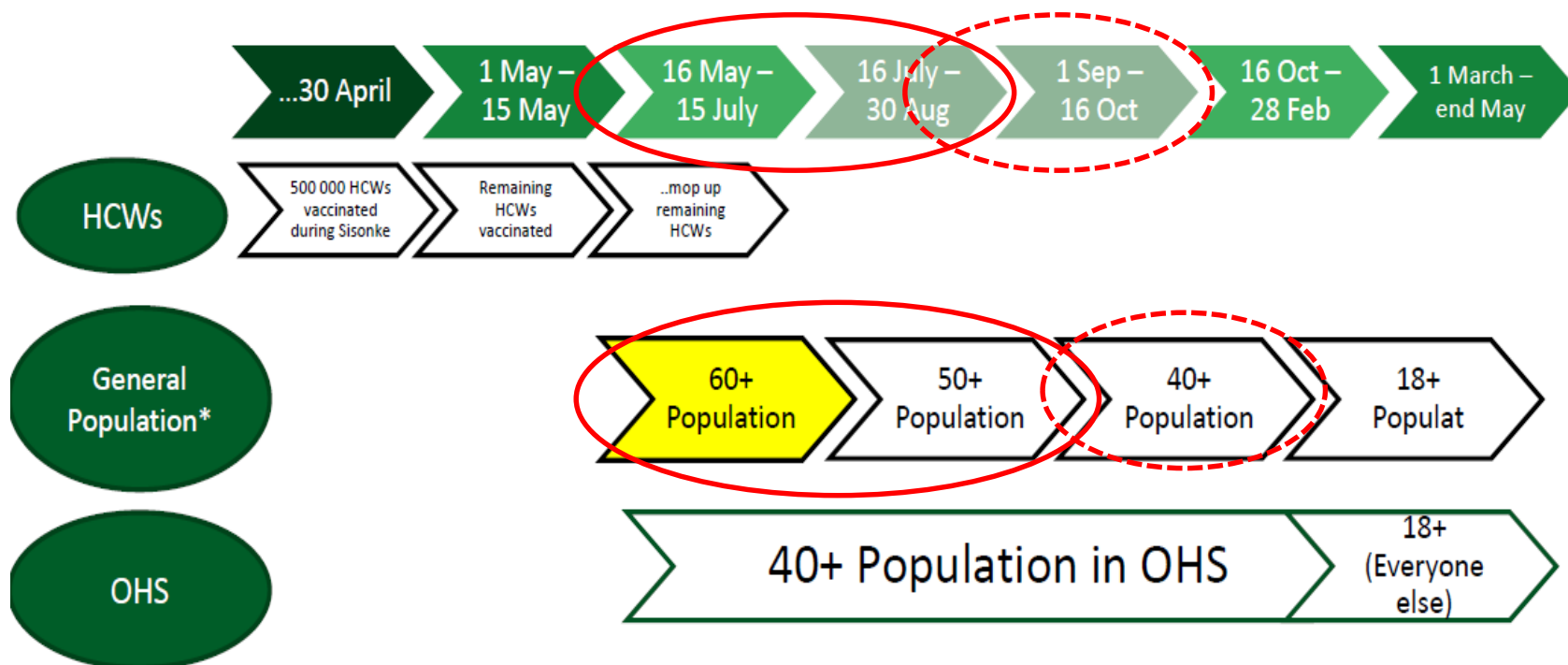


Vaccine Implementation update

Vaccine update: Phases and Prioritisation Groups



Phase 2 and Phase 3: NDoH Timelines and Target Population



- Phase 2 commenced on 17th May 2021 and overlapped with the ongoing **mop-up of healthcare workers** who have not been vaccinated as part of the Sisonke Programme.
- Registration for the age band 50 – 59 years opened on 01 July 2021. Scheduled appointments and vaccinations of this age band have commenced.
- Registration for the next band of 35-49yrs open as from 15 July 2021. Vaccinations available from 1 August 2021

Updated W Cape Public Sector Vaccine Supply Pipeline

Date Received	Number of doses Received	Type of Vaccine Received	Provincial Cumulative Total
14 May 2021	33 930	Pfizer	33 930
22 May 2021	35 100	Pfizer	69 030
24 May 2021	29 250	Pfizer	98 280
27 May 2021	25 740	Pfizer	124 020
03 June 2021	72 540	Pfizer	196 560
10 June 2021	49 140	Pfizer	245 700
18 June 2021	49 140	Pfizer	294 840
22 June 2021	26 400 (for educators only)	J&J	321 240
25 June 2021	191 880	Pfizer	513 120
29 June 2021	28 800 (for educators only)	J&J	541 920
05 July 2021	58 500	Pfizer	600 420
06 July 2021	26 400 (for educators and designated groups only)	J&J	626 820
08 July 2021	58 500	Pfizer	685 320
16 July 2021	58 500	Pfizer	743 820

Planned Public Sector Sites: Metro & Rural for Phase 2

District	Sub-structure	# of Planned Vaccination Sites	# of Active Sites 12 – 16 July 2021
City of Cape Town	Southern/Western	21	19
	Klipfontein/Mitchell's Plain	15	13
	Khayelitsha/Eastern	28	24
	Northern/Tygerberg	18	15
Sub-total: Metro		82	71
Rural Districts	Overberg District	44	18
	Garden Route District	37	35
	West Coast District	60	13
	Cape Winelands District	53	35
	Central Karoo District	13	9
Sub-total: Rural		207	110
TOTAL		290	181

- **Public Sector Sites** have come on line in a **phased manner** from 17 May onwards.
- **92 Private sector sites (66 Metro, 26 Rural)** and **Workplace sites** are **added sequentially**.
- There are **weekly updates** on **active sites per geographic area**.
- **Roving teams** will visit **satellite clinics**. **Members of the public** to check with local health contacts to confirm **days of operation**.

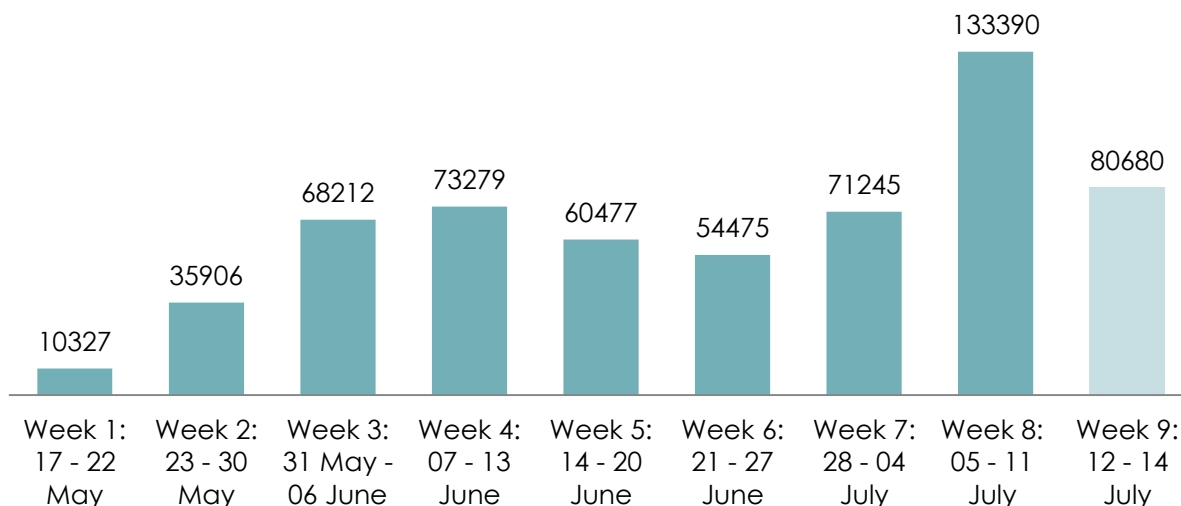
Private Sector Sites as at 14 July 2021

1. Private sector sites are coming on board in a **phased manner**.
2. The majority of private sector sites are **Clicks Pharmacies**.
3. As at 09 July 2021, there were **66 active private sites in Metro** and **26 in rural districts**.
4. Private sites include a number of private **hospitals**, **independent pharmacies** and other **retail pharmacies**, e.g. Dis-Chem, etc.

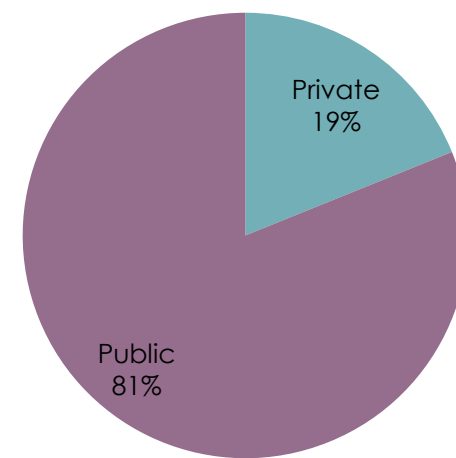
District	# of private sector sites
Metro	66
Cape Winelands	10
Central Karoo	1
Garden Route	7
Overberg	4
West Coast	4
TOTAL	92

Vaccines Administered: Phase 1b and Phase 2

Vaccinations Administered: 17 May - 14 July 2021: 587 991



Proportion Vaccines Administered: Public and Private Sectors

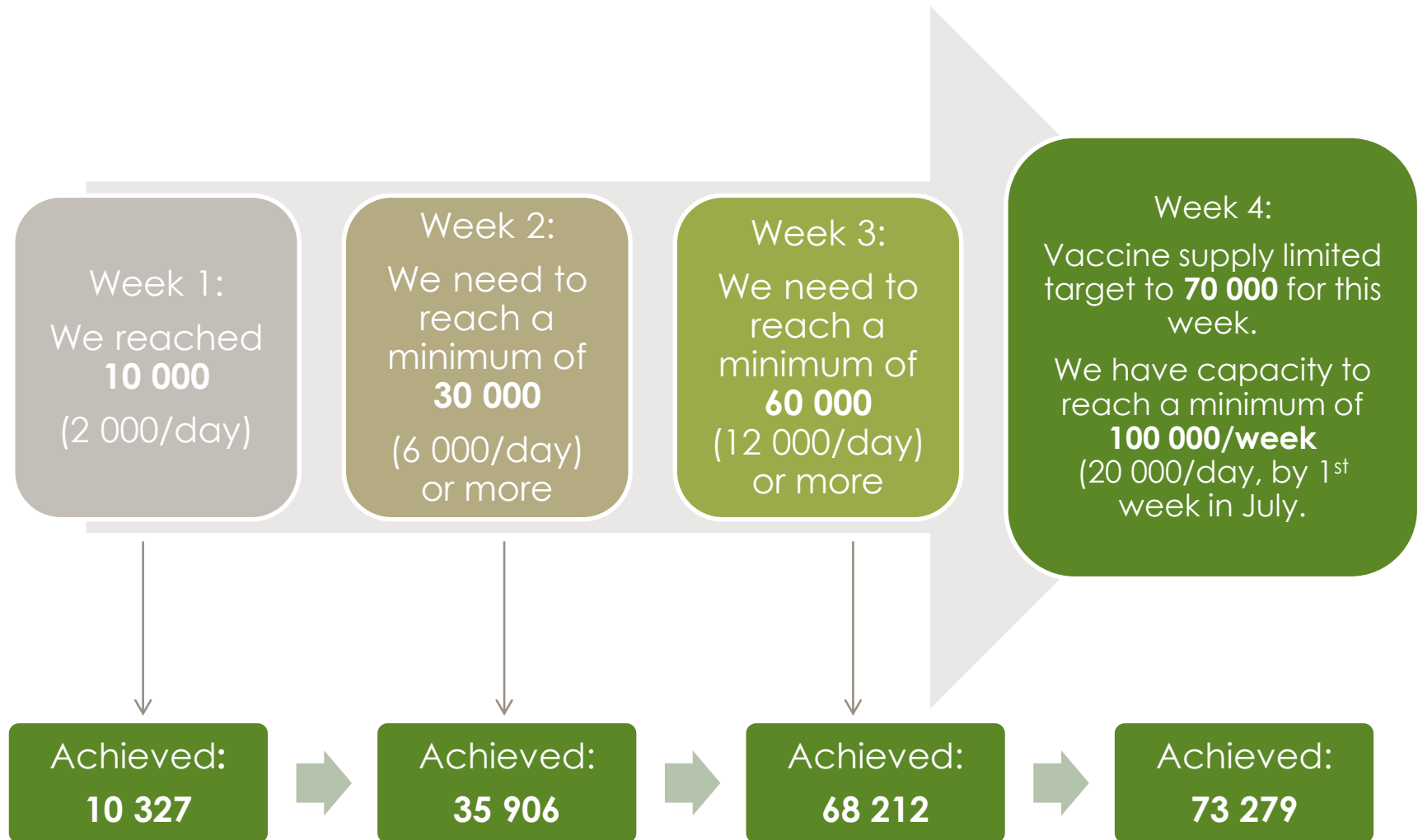


Cumulative Total = 708 258 (including Sisonke and back-captured data), recorded more than 30 000 vaccinations on 14th July 2021

Source: NDoH Dashboard ([Microsoft Power BI](#)) accessed on 13 July 2021 @20:30.

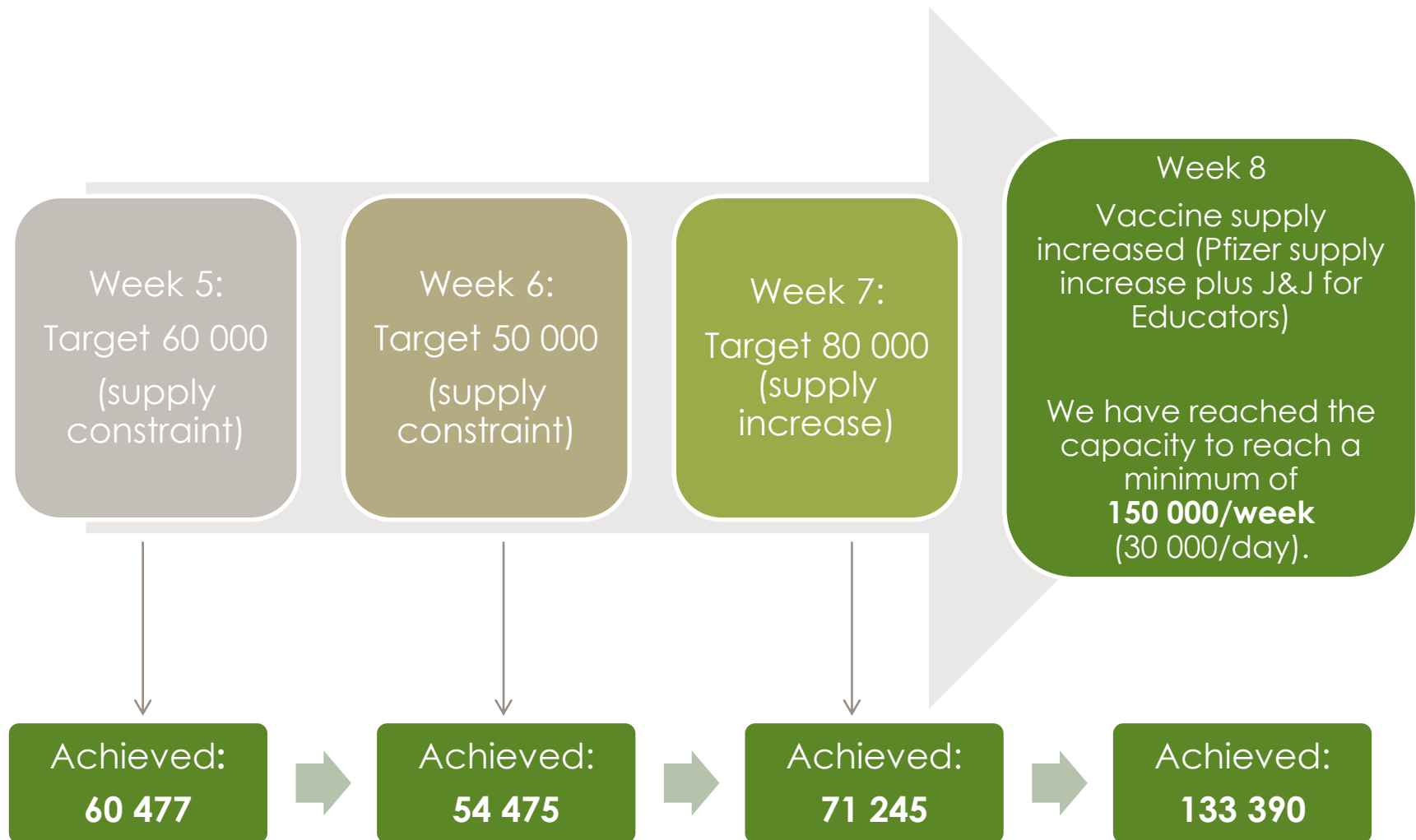
Disclaimer: Data displayed in these graphs and tables only contains records captured on EVDS. Totals will be adjusted as back-capturing and data validation is done.]

Performance: Week 1 to Week 4



Disclaimer: Data displayed in this graph contains records not yet captured on EVDS (17 – 31 May 2021). Totals will be adjusted as back-capturing and data validation is done.]

Performance: Week 5 to Week 8

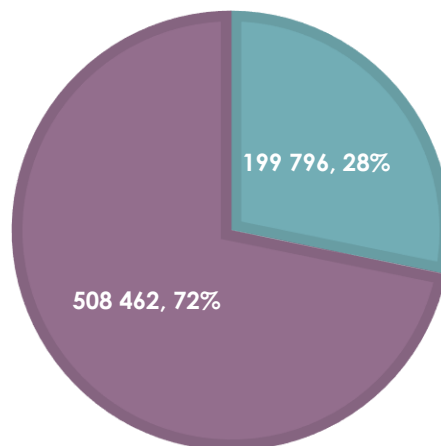


Disclaimer: Data displayed in all tables, graphs and dashboards only contains records captured on EVDS and excludes vaccination records captured on paper. Totals will be adjusted as back-capturing and data validation is done.]

Fully Vaccinated as at 14 July 2021

PROPORTION FULLY VACCINATED OF ALL VACCINES ADMINISTERED

■ Cumulative Total Fully Vaccinated ■ Cumulative Total 1st Dose Pfizer



Programme	Cumulative total as at 14 July 2021
Healthcare Workers (Sisonke) (J&J Vaccine)	92 156
National Programme (J&J Vaccine)	39 785
National Programme (2 nd dose Pfizer)	67 855
TOTAL	199 796

WCCoNDaH Dashboard ([Microsoft Power BI](#)) accessed on 13 July 2021 @20:30.



Rollout of Essential Worker Programme in the Public Sector

Sector	Process
Basic Education Sector	Provincial Department of Health <ul style="list-style-type: none"> • Bulk registration uploads onto EVDS by NDoH • Special consignment of J&J Vaccines received for this group • Separate booking/scheduling system utilised • Vaccination at designated sites only • Commenced on 22 June 2021 and will conclude by 14 July 2021
Department of Correctional Services (DCS)	Provincial Department of Health <ul style="list-style-type: none"> • Bulk registration uploads onto EVDS by NDoH on 12 July 2021 • DCS employees to access vaccination at any vaccination site (public or private) as a walk-in
South African Revenue Service (SARS)	Provincial Department of Health <ul style="list-style-type: none"> • Bulk registration uploads onto EVDS by NDoH on 21 July 2021 • SARS employees (>35 years) to access vaccination at any vaccination site (public or private) as a walk-in
Social Development Sector (incl. ECD/SASSA), Department of Home Affairs, Department of Justice and NPA, Traffic Officers	Provincial Department of Health <ul style="list-style-type: none"> • Bulk registration uploads onto EVDS by NDoH • Separate booking/scheduling system to be utilised • Vaccination at designated sites only • Will commence from 19 July 2021 and conclude by 09 August 2021
Department of Defence and Military Veterans	South African Military Health Services (SAMHS) will take responsibility
South African Police Service	SAPS sites – Service provided by Wellness Odyssey on behalf of Polmed

Remaining public sector employees will be required to access vaccination via the programme for the general public

CTICC Vaccination Centre of Hope

1. The **Western Cape Government**, in partnership with the **City of Cape Town** and **Discovery** opened the **CTICC Vaccination Centre of Hope** on **07 July 2021**.
2. The site will be **operational until December 2021**, and is expected to administer over 750 000 vaccinations.
3. At maximum capacity, the site will be able to vaccinate up to **4 000 people per day**.

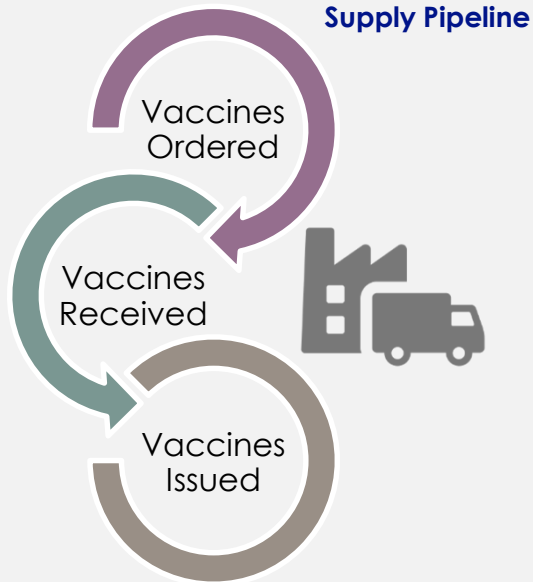


Mass vaccination at Athlone Stadium

1. The **Western Cape Government Health** will partner with the **City of Cape Town** to introduce the first **drive-through and walk-through** mass vaccination site at the **Athlone Stadium**.
2. The aim is for the walk-in facility to be operational **mid August** and the drive through facility, **two weeks later**.
3. The drive-through will follow the same steps as a walk-through, with **cars stopping at four stations**, which will ensure that clients are successfully **screened, registered and vaccinated**.



Overall Vaccine Cascade



Population registered

- By age group and by subdistrict



Actual Vaccinations administered

- Per site (rolled up to subdistrict/district)
- Per day

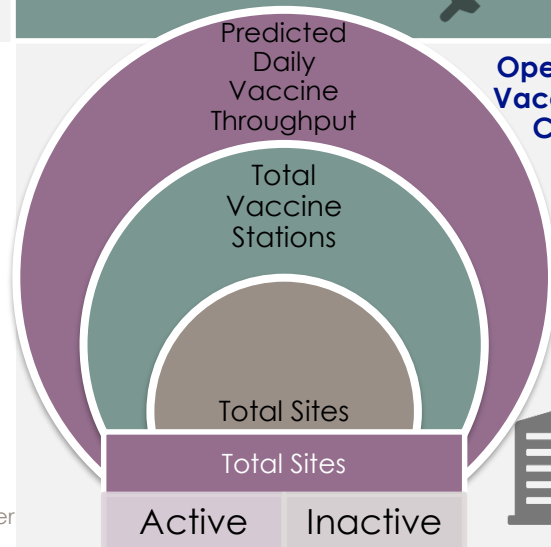


Individual Vaccinee Cascade

Vaccine Coverage of Population



Operational Vaccination Capacity





WC Provincial COVID-19 Vaccine Cascade

Key Indicators

Registrations



No. of People Registered >50:

Total: **662,651**

>60: **436,692**

50-59: **225,959**

% of population >60: **60.7%**

% of population 50-59: **33.1 %**

Vaccinations



No. of Vaccines
Administered:

Total*: **660,354**

Sisonke**: **88,044**

National: **572,310**

>60: **426,175**

50-59: **134,124**

<50: **100,055**

Coverage



Provincial Vaccine
Coverage***:

% of population >18: **12.2%**

% of population >60: **52.2%**

% of population 50-59: **19.58%**

% of registered >60: **97.6%**

% of registered 50-59: **59.4 %**

*Note: 1 There is a one day lag in the incorporation of new vaccination data

**Note 2: There is a shortfall of +/-4,000 Sisonke vaccines that is still to be incorporated.

***Note 3: % coverage considers at least 1 dose given

Last Updated: 15/07/2021



Western Cape
Government

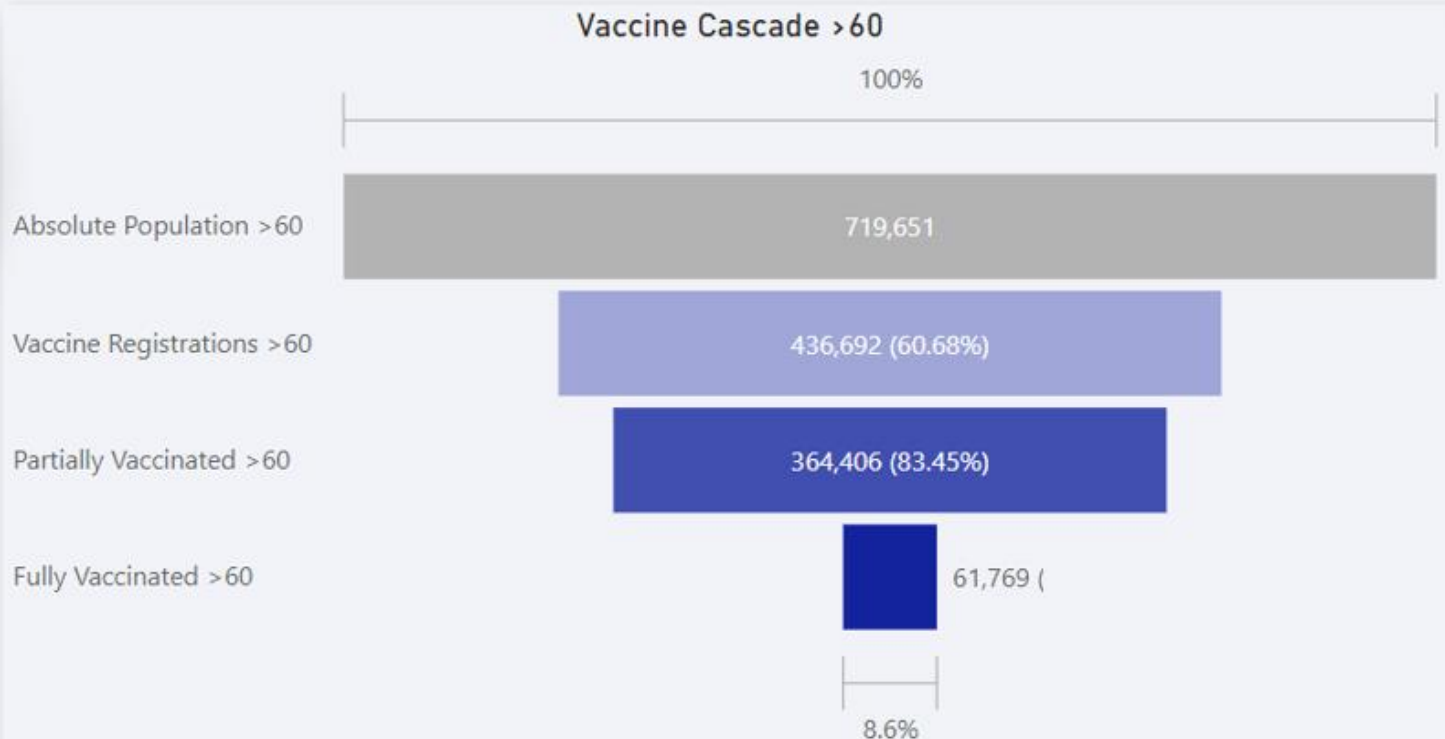


WC Provincial COVID-19 Vaccine Cascade >60

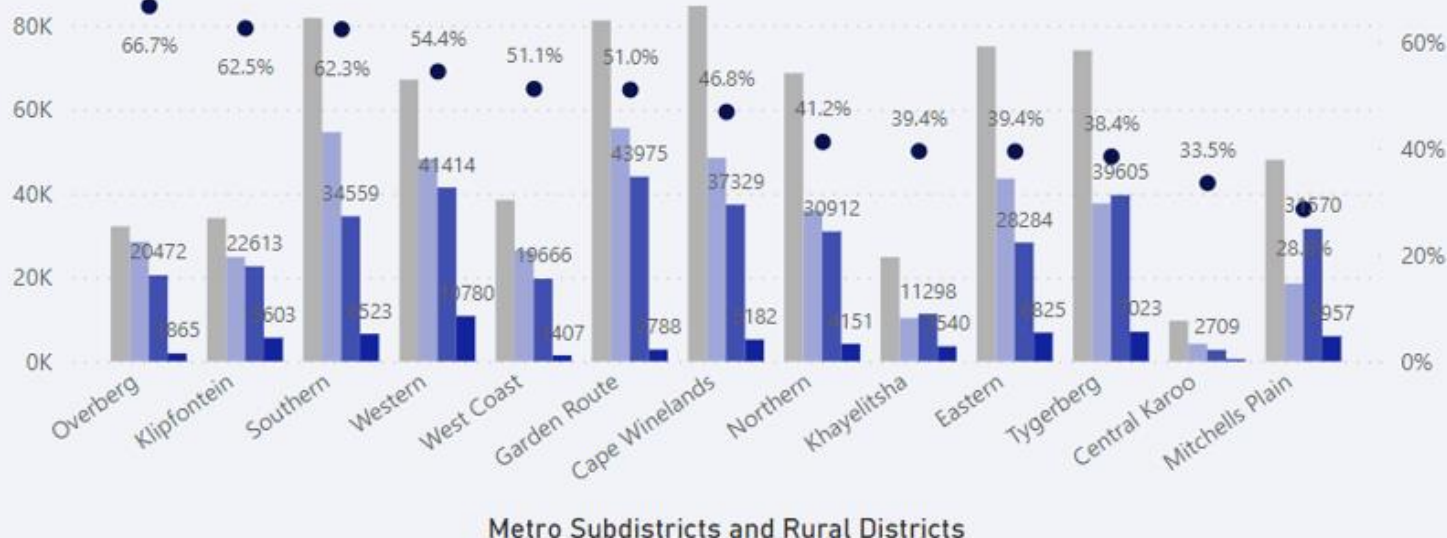
Note: Subdistricts geocoded do not include the following:
Unallocated : 31,758
Outside of Province: 4,023

Note 2: % coverage is calculated where at least 1 dose given

Data Sources:
EVDS via DoTP and PHDC
Last Updated: 15/07/2021



● Absolute Population >60 ● Vaccine Registrations ● Partially Vaccinated ● Fully Vaccinated ● % population vaccinated



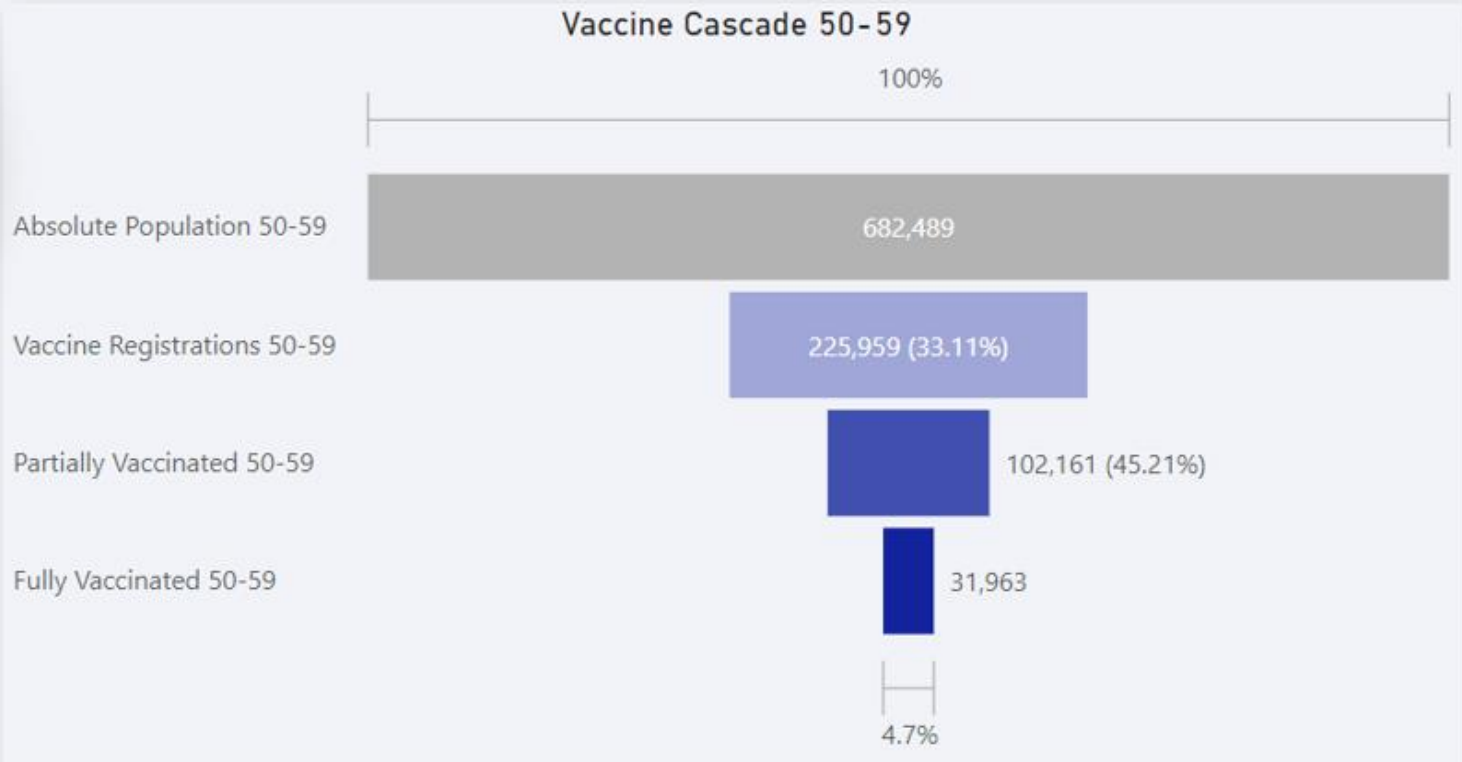


WC Provincial COVID-19 Vaccine Cascade 50-59

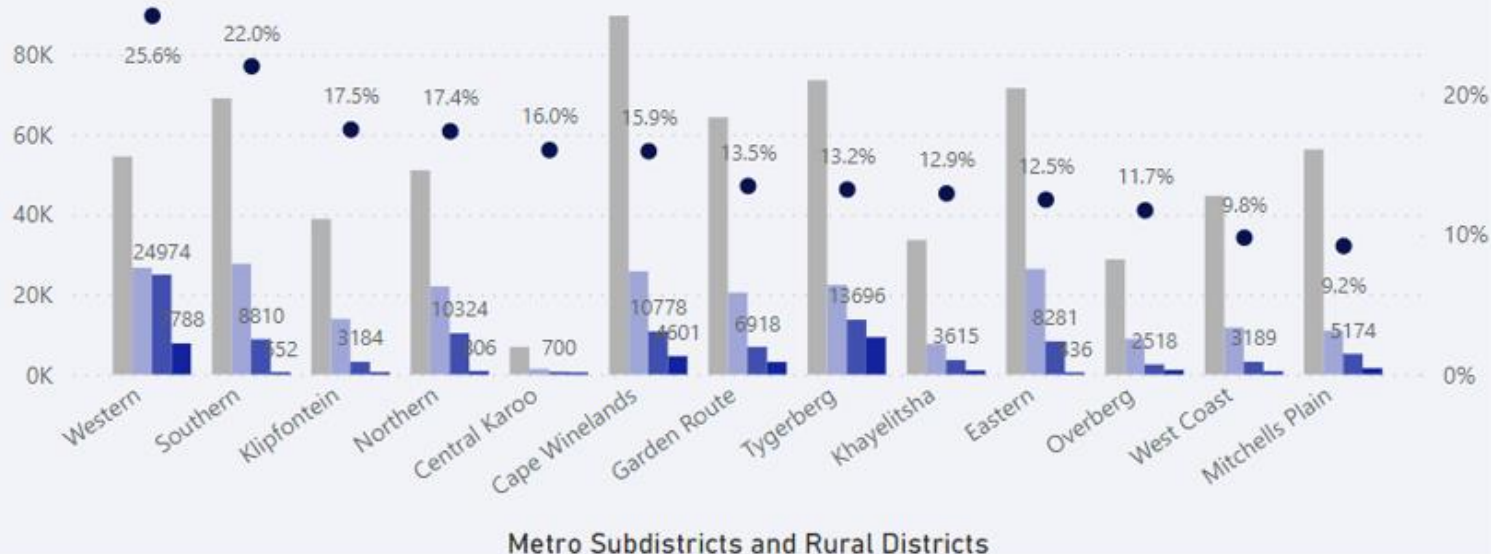
Note: Subdistricts geocoded do not include the following:
Unallocated : 28,049
Outside of Province: 982

Note 2: % coverage is calculated where at least 1 dose given

Data Sources:
EVDS via DoTP and PHDC
Last Updated: 15/07/2021



● Absolute Population 50-59 ● Vaccine Registrations ● Partially Vaccinated ● Fully Vaccinated ● % population vaccinated



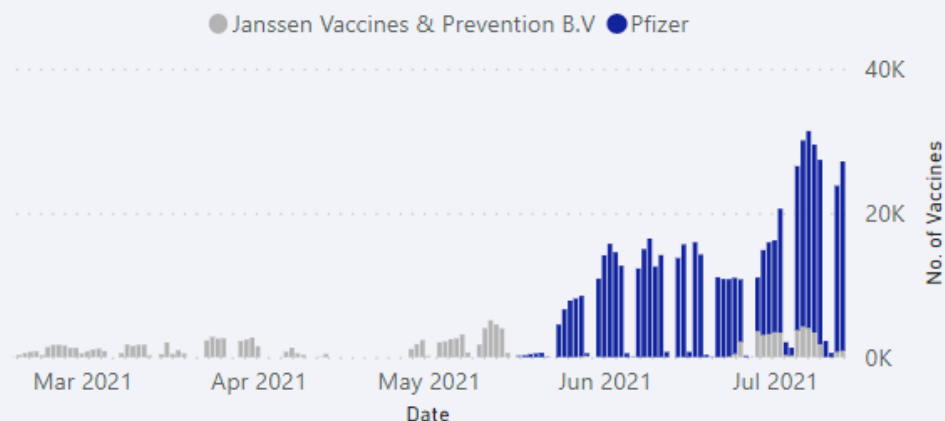


Vaccines Administered

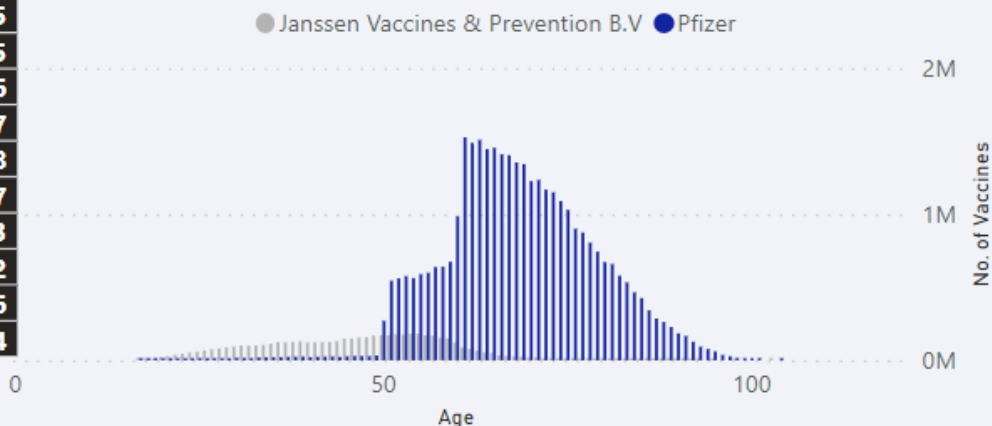
Subdistrict	Fully Vaccinated	Partially Vaccinated	Total
Western	39,827	68,593	108,420
Tygerberg	43,457	56,607	100,064
Southern	8,856	44,826	53,682
Northern	7,303	43,367	50,670
Mitchells Plain	12,850	37,406	50,256
Eastern	8,373	37,289	45,662
Klipfontein	8,011	25,980	33,991
Drakenstein	9,037	15,514	24,551
George	6,775	17,735	24,510
Khayelitsha	8,545	15,291	23,836
Breede Valley	7,177	9,532	16,709
Stellenbosch	2,417	12,300	14,717
Mossel Bay	2,105	9,727	11,832
Overstrand	958	10,619	11,577
Theewaterskloof	4,262	6,983	11,245
Saldanha Bay	1,123	7,206	8,329
Oudtshoorn	1,190	6,812	8,002
Witzenberg	962	5,864	6,826
Knysna	1,006	5,613	6,619
Langeberg	898	5,570	6,468
Hessequa	877	5,469	6,346
Swartland	851	5,442	6,293
Bitou	722	4,453	5,175
Matzikama	852	3,513	4,365
Bergrivier	353	3,983	4,336
Beaufort West	841	2,986	3,827
Cape Agulhas	365	3,223	3,588
Cederberg	379	3,028	3,407
Swellendam	172	2,371	2,543
Kannaland	318	1,684	2,002
Laingsburg	43	463	506
Total	180,905	479,449	660,354

Vaccine Manufacturer	Fully Vaccinated	Partially Vaccinated	Total
Janssen Vaccines & Prevention B.V	127,153		127,153
Pfizer	53,752	479,449	533,201
Total	180,905	479,449	660,354

No. of Vaccines by Date and Vaccine Manufacturer



No. of Vaccines by Age and Vaccine Manufacturer



*Note: There is a one day lag in the incorporation of new vaccination data

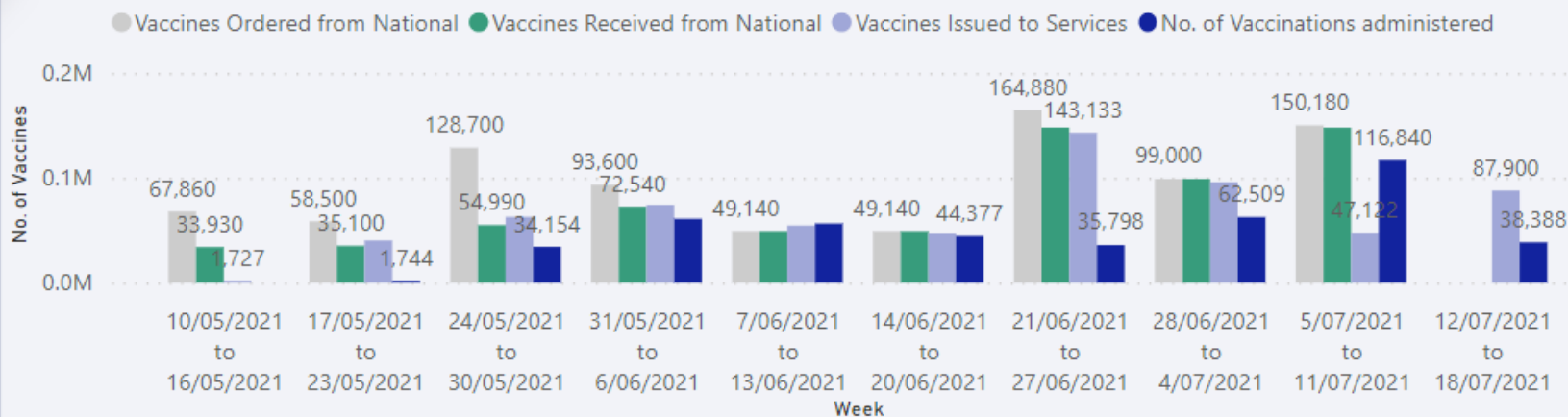
Last Updated:
15/07/2021



Vaccine Supply Pipeline

(Based on CMD Data)

Vaccines Ordered from National, Vaccines Received from National, Vaccines Issued to Services and No. of Vaccinations administered by Week



689,880

No. of Vaccines
Received from National
(Public sector)



654,126

No. of Vaccines
Issued to Services
(Public sector)



451,191

No. of Vaccinations
administered
(Public sector)

202,935

No. of Vaccines
remaining

Last Updated:
15/07/2021



Western Cape
Government

Key Lessons from the first 8 weeks

1. The importance of equity:

- a) Access in the Metro versus rural districts and towns
- b) Public sector versus private sector sites and access
- c) Access for insured versus uninsured people
- d) Access for >60yrs versus other age groups

2. The importance of stabilising the systems:

- a) EVDS
- b) Vaccine supplies and distribution – public and private

3. The importance of communication:

- a) What to expect?
- b) Importance of being vaccinated – counter misinformation & hesitancy

EVDS Registrations



EVDS Registrations: >50 years as at 14 July 2021

Western Cape: 47.3% (662 882)
33.1% (50yrs to 59yrs) and 60.7% (60yrs+)

RURAL

District	Total	50yrs to 59yrs	60yrs+	50yrs+
Cape Winelands	74291	28,8%	57,3%	42,6%
Central Karoo	5524	19,8%	43,0%	33,4%
Garden Route	76062	31,9%	68,4%	52,3%
Overberg	37337	30,9%	88,5%	61,3%
West Coast	38131	26,3%	68,6%	45,9%

METRO

Sub-District	Total	50yrs to 59yrs	60yrs+	50yrs+
Eastern	69947	36,9%	58,0%	47,7%
Khayelitsha	17971	22,8%	41,6%	30,8%
Klipfontein	36449	33,7%	68,8%	50,1%
Mitchells Plain	27745	18,7%	36,8%	27,0%
Northern	58202	43,3%	52,6%	48,6%
Southern	86282	41,6%	69,2%	56,5%
Tygerberg	59789	30,4%	50,6%	40,5%
Western	74921	49,0%	71,9%	61,6%

Low registration communities in Mitchells Plan and Khayelitsha 14 July 2021

Mitchells Plain Sub-places	Total registered 50yrs+	Registered 50 to 59yrs	Registered 60yrs+	Registered 50yrs+	Population 50yrs+
Tafelsig	2904	14,3%	27,5%	20,6%	14083
Browns Farms	958	8,2%	8,8%	8,5%	11327
Philippi East	646	8,5%	9,2%	8,8%	7335
Weltevreden Valley North 1	105	1,8%	1,7%	1,7%	6042
Crossroads SP	506	11,2%	22,5%	16,0%	3161
Weltevreden Valley	625	16,8%	23,1%	19,8%	3155
Kosovo Informal	43	2,7%	1,3%	2,1%	2067
Heinz Park	124	4,2%	9,7%	6,7%	1845

Khayelitsha Sub-places	Total registered 50yrs+	Registered 50 to 59yrs	Registered 60yrs+	Registered 50yrs+	Population 50yrs+
Ikwezi Park	339	3,7%	5,5%	4,5%	7545
Village V3 North	539	4,6%	17,5%	10,0%	5373
Khayelitsha T3-V5	195	5,1%	3,4%	4,4%	4470
Khayelitsha T3-V2	260	4,9%	9,5%	6,8%	3804
Khayelitsha T2-V2b	618	11,8%	26,2%	17,9%	3448
Victoria Merge	154	2,4%	7,3%	4,5%	3443
Khayelitsha T3-V3	586	17,1%	18,2%	17,6%	3333
Town 3	125	3,9%	7,3%	5,4%	2336
Village V1 South	70	3,2%	2,9%	3,1%	2269
Village V2 North	90	2,8%	5,6%	4,0%	2264
Village V1 North	138	4,4%	8,7%	6,2%	2213
Village V4 North	40	2,3%	2,8%	2,5%	1609
Silver Town	95	9,0%	4,5%	7,0%	1349
Griffiths Mxenge	155	10,3%	14,2%	12,0%	1293

Communications



The Third Wave Safety Message – informed by Delta variant

Stay Safe with your family and friends

**STAY SAFE
MOVE FORWARD**

We must all stand together to beat the third wave of the coronavirus. We can do this by understanding how coronavirus spreads and keeping up our good habits.

- Coronavirus spreads through the air when people breathe, talk, cough, sing or shout.
- It spreads quickly during waves that last several months.



We can protect ourselves by:

- Keeping gatherings small, short and outdoors.
- Making sure we have as much fresh air as possible indoors.
- Wearing our masks when with others or leaving the house.



Mask up!

- A 3-layer cloth mask halves the amount of coronavirus you breathe in.
- Masks protect you and the other person - it shows you care.

Stay home for 10 days and test if you develop coronavirus symptoms:

- Cough
- Loss of smell or taste
- Sore throat
- Body aches
- Fever

Try to stay separate from others in your home. If you can't, wear a mask and open doors and windows.

Go to hospital immediately if you develop:

- Difficulty breathing
- Chest pain or pressure that won't go away
- Confusion
- Can't wake up completely

Western Cape Government

Western Cape call centre: 0860 142 142
www.westerncape.gov.za

Spend time with others safely

**STAY SAFE
MOVE FORWARD**

 If you are sick, stay at home.
  Keep physical distance from others.
  Wear a mask.
  Cover your cough.
  Don't spit, shout or sing close to other people.
  Wash or sanitize your hands often.
  Do not shake hands, hug or kiss anyone outside those in your home.
  Postpone or cancel parties
  Limit the size of your gatherings and keep them short.
  Meet outside where possible.
  If you must be inside, open windows and doors to create good airflow.

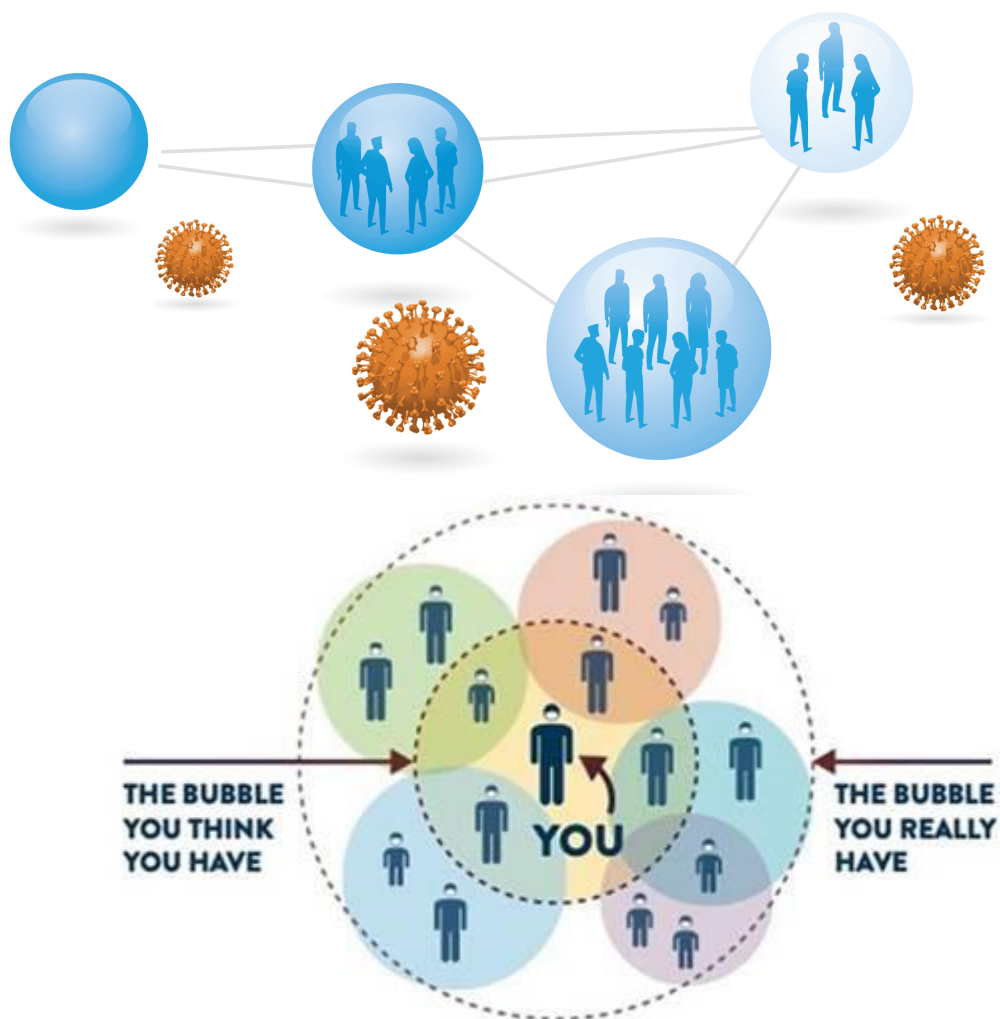
Be extra careful if you are at risk of severe COVID-19: over 55 years or with diabetes, HIV, TB, kidney disease, hypertension, chronic lung disease or cancer.

Stay safe ... VACCINATE

Western Cape Government

Western Cape call centre: 0860 142 142
www.westerncape.gov.za

Small gatherings – “Securing our Bubbles”



Updated Vaccination material: over 35 - 60s

15 JULY 2021

COVID-19 vaccine registration for people 35 - 60+ years

Priority	Age group
Priority 1	people 60+ years requiring 1st dose Pfizer vaccine (walk in or appointment)
Priority 2	people 60+ years requiring 2nd dose Pfizer vaccine (walk in or appointment)
Priority 3	people aged 50 -59 years requiring their 1st dose of Pfizer vaccine (walk in or appointment)

People 35 - 49 years, will start receiving the 1st dose of the Pfizer vaccine from 1 August 2021



15 JULY 2021

Possible temporary vaccine constraints, 19 - 23 July for various reasons.

While we will still be able to maintain our rollout programme in all areas but **may not** be able to do as many walk ins. 60+ is still being prioritized (both for assisted registration and vaccinations). This picture will differ from site to site, determined by the local demand on the day.



60 years and older? Make use of onsite registration and vaccination.

Visit your nearest vaccination site and we will register you on site and vaccinate you if there are enough vaccines. Walk-ins of those over 60 will be prioritised in line with available vaccine supplies at the site.



Send the word **'REGISTER'** to **0600 123 456** on WhatsApp or dial ***134*832#**. For support to register, call **0860 142 142** or visit www.westerncape.gov.za



Message for 35yr to 49yr olds

1. The EVDS system is **accepting registration of over 35 year old citizens** from **15th July**.
2. **Vaccinations of this age band** will be **scheduled from 1st August**.
3. Should over 35-year-olds present at sites with **legitimate EVDS appointments** (this should not be the case) – these **appointments will be honoured**.
4. We **discourage 35 – 49 year old citizens** from **presenting for walk ins at sites, before 1st August**.
5. Our **current priority for walk-ins** remains the same :
 - a) **Priority 1** - people >60 years requiring their 1st dose of Pfizer vaccine
 - b) **Priority 2** - people >60 years requiring their 2nd dose of Pfizer vaccine
 - c) **Priority 3** - people aged 50 -59 years requiring their 1st dose of Pfizer vaccine.

Stories about accessibility; equity



Making vaccines accessible to vulnerable persons through our mobile vaccination drive.



TC Newman CDC in Paarl vaccinated 630 people on Saturday, 10 July, as part of the weekend vaccination drives.



Western Cape
Government

Health

Keeping communities informed

12 JULY 2021

VACCINATION PROGRAMME

Garden Route District vaccination sites (12 - 16 July)

The Western Cape is bringing online more vaccination sites on a weekly basis. This is linked to the supply of vaccines, with deliveries expected on a weekly basis.

The following sites are coming online in your district over the next week. This is not the final list of sites. We will reshare these graphics as activation dates are confirmed, and as more sites get added.

Local Municipality	Vaccination Site	Online date
Krystna	Krystna Community Day Centre	12 - 16/07/2021
Krystna	Krystna Town Hall	12 - 16/07/2021
Krystna	Sedgefield Clinic	12, 15, 16/07/2021
Krystna	Keurhoek Satellite Clinic	16/07/2021
Krystna	Karara	12/07/2021
Bitou	Kwanokuthula Community Day Centre	14/07/2021
Bitou	Plettenberg Bay Town Clinic	13 - 16/07/2021
George	Harry Comay TB Hospital	12 - 16/07/2021
George	Thembaletu CDC (Sandkraal road)	12 - 16/07/2021
George	George Central Clinic	12 - 16/07/2021
George	Uniondale Hospital	12 - 16/07/2021
George	George Mobile Routes	12 - 14/07/2021
George	Herold Mobile Routes	12 - 15/07/2021
George	Touwsranteen Clinic	16/07/2021
George	Pacaltsdorp Clinic	12 - 16/07/2021
Hessequa	Riversdale Civic Centre	12 - 16/07/2021
Hessequa	Heidelberg Duivenhoks Hall	13, 14, 16/07/2021
Hessequa	Albertina Theronville Hall	12, 15, 16/07/2021
Hessequa	Melkhoutfontein Satellite Clinic	14/07/2021
Hessequa	Still Bay Civic Centre	12, 13, 15, 16/07/2021
Hessequa	Stangrivier Satellite Clinic	12, 16/07/2021
Hessequa	Witsand de Duine Hall	14/07/2021
Hessequa	Gouritsmond Hall	13/07/2021
Kannaland	Ladismith DRC Church Hall	12, 13/07/2021
Kannaland	Zoar Sports Club	14/07/2021
Kannaland	Galitzdorp DRC Church Hall	15, 16/07/2021
Mossel Bay	Alma Community Day Centre	13, 14, 15, 16/07/2021
Mossel Bay	Wolwedans Community Hall	13, 14, 15, 16/07/2021
Mossel Bay	Mossel Bay Town Hall	13, 14, 15, 16/07/2021
Mossel Bay	Buisplaas Outreach	13/07/2021
Mossel Bay	D'Almeida Community Hall	14, 15, 16/07/2021
Oudtshoorn	Toekomsrust Community Hall	12 - 16/07/2021
Oudtshoorn	Dysveldt Clinic	13/07/2021
Oudtshoorn	De Rust (Blommeneke) Clinic	15/07/2021
Oudtshoorn	Oudtshoorn Clinic	12 - 16/07/2021

NOTE: These sites may not be operational every day as it is dependent on vaccine availability. Rolling teams will visit satellite clinics. Members of the public to check with local health contact to confirm days of operation.

We kindly ask that you wait for your second SMS before going to a site so that we can prevent long queues and ensure a Covid-19 safe process. **If you are over 60, you can register onsite and get vaccinated.**

If you do decide to go to a vaccination site without an appointment, we cannot guarantee that you will get a vaccine as those with appointments will be prioritised.

We thank you for your patience and support as we roll-out the biggest vaccination programme in our history.

14 July 2021

Covid-19 vaccination update

Vaccinations done on 14 July = 30 005

Total vaccinations to date = 708 258

*including healthcare workers and educators



Dates may be subject to change. We will keep you updated weekly.



Western Cape Government
Health



Conclusions

Concluding remarks

1. We are in **a steep 3rd wave**, driven by the **Delta variant** and urge everyone to **adhere strictly to protective behaviours**, as a **key drive to contain** it.
2. We **anticipate that the 3rd wave** could be **as high as the 2nd wave**. We await **revised modelling from the SACMC**, to **re-calibrate our response**.
3. We are **revising our preparation for the 3rd wave**, with **clearly identified trigger points** for an **appropriate health platform and societal response**.
4. We require a concerted **whole of government** and **whole of society response** to **flatten the 3rd wave**, to protect the health system.
5. We have **scaled up** our **Phase 2 vaccination capacity** to **administer vaccines** over the past 8 weeks, in a **sequential manner** in **each geographic area**. We have the **capacity to scale up rapidly**, as we **receive more vaccines**.
6. We need to continue to **mobilise and assist everyone >50 years** to be **registered on the EVDS for Phase 2**, and **to be vaccinated**.

Thank you